

W-KING T9-2

W-KING T9-2 80W Portable Bluetooth Speaker User Manual

Model: T9-2

INTRODUCTION

This manual provides detailed instructions for the safe and effective use of your W-KING T9-2 80W Portable Bluetooth Speaker. Please read this manual thoroughly before operating the device and retain it for future reference. The W-KING T9-2 speaker delivers powerful audio with rich bass, vibrant LED lighting, and versatile connectivity options for an enhanced listening experience.





Front view of the W-KING T9-2 Portable Bluetooth Speaker, showcasing its dual woofers with vibrant, mixed-color LED lighting and a sturdy top handle.

PACKAGE CONTENTS

Please check the package for the following items:

- W-KING T9-2 Portable Bluetooth Speaker
- Type-C Charging Cable
- 3.5mm AUX Audio Cable
- User Manual (this document)

PRODUCT OVERVIEW

Familiarize yourself with the speaker's controls and ports.

Speaker Components

Bass Up Technology

Two tweeters
and two sub-woofers



Close-up view of the speaker's internal components, highlighting the two large woofers and two smaller tweeters designed for enhanced bass and clear sound.

Control Panel and Ports

The rear panel of the speaker features various input and control options:



Rear view of the W-KING T9-2 speaker's input panel, showing the USB port, TF card slot, AUX input, DC 5V charging port, and a reset button.

- **USB Port:** For USB flash drive playback.
- **TF Card Slot:** For TF (MicroSD) card playback.
- **AUX Input:** 3.5mm audio jack for wired connection to external devices.
- **DC 5V Charging Port:** Type-C port for charging the speaker.
- **Reset Button:** To reset the speaker if necessary.

Specific button functions (Power, Volume, Play/Pause, Mode, Light Control) are typically located on the top or front panel. Refer to the physical device for exact button placement and icons.

SETUP

Charging the Speaker

1. Connect the provided Type-C charging cable to the DC 5V charging port on the speaker.
2. Connect the other end of the cable to a 5V/2A power adapter (not included).
3. The charging indicator light will illuminate during charging and turn off when fully charged.

4. For optimal battery life, fully charge the speaker before first use.

Power On/Off

- **To Power On:** Press and hold the Power button for approximately 2-3 seconds until you hear an audible prompt and the LED lights activate.
- **To Power Off:** Press and hold the Power button for approximately 2-3 seconds until you hear an audible prompt and the LED lights turn off.

OPERATING INSTRUCTIONS

Bluetooth Pairing

The W-KING T9-2 uses advanced Bluetooth 5.0 technology for stable connections.

1. Ensure the speaker is powered on and in Bluetooth pairing mode (indicated by a flashing Bluetooth indicator light).
2. On your mobile device (smartphone, tablet, laptop), enable Bluetooth and search for available devices.
3. Select "W-KING T9-2" from the list of devices.
4. Once paired, the Bluetooth indicator light will become solid, and you will hear a confirmation sound.
5. The speaker will automatically attempt to reconnect to the last paired device when powered on.

True Wireless Stereo (TWS) Pairing

Pair two W-KING T9-2 speakers for a true stereo sound experience. Note: W-KING T9-1 and T9-2 models are not compatible for TWS pairing.

True Wireless Stereo



Two W-KING T9-2 speakers wirelessly paired together in an outdoor setting, providing a true stereo sound experience for a musician and friends.

1. Ensure both W-KING T9-2 speakers are powered on and not connected to any Bluetooth device.
2. On one speaker (this will be the primary speaker), press the TWS button (refer to your speaker's physical buttons for exact location).
3. The primary speaker will search for the secondary speaker. Once connected, you will hear a confirmation sound.
4. Now, connect your mobile device to the primary speaker via Bluetooth as described in the Bluetooth Pairing section.
5. Audio will now play in stereo across both speakers.

AUX Input Playback

Use the 3.5mm AUX audio cable for a wired connection.

1. Connect one end of the 3.5mm AUX audio cable to the AUX input port on the speaker.
2. Connect the other end to the audio output jack of your external device (e.g., TV, laptop, MP3 player).
3. The speaker will automatically switch to AUX mode, or you may need to press the Mode button to select AUX.

USB/TF Card Playback

Play music directly from a USB flash drive or TF (MicroSD) card.

1. Insert a USB flash drive into the USB port or a TF card into the TF card slot on the speaker.
2. The speaker will automatically detect the storage device and begin playing audio files, or you may need to press the Mode button to select the appropriate input.

LED Light Modes

The speaker features mixed-color LED lights with various effects.



The W-KING T9-2 speaker positioned outdoors near a campfire, demonstrating its mixed-color LED lights creating an ambient atmosphere during a gathering.

- Press the Light button (refer to your speaker's physical buttons) to cycle through the available light modes and colors.
- There are typically 6 different light effects and 7 different colors that can synchronize with the music.
- Press and hold the Light button to turn the LED lights off.

Sound Adjustment

The W-KING T9-2 speaker is designed to deliver a powerful 105dB sound with rich bass from its dual 4-inch woofers and 1.2-inch tweeters. While there isn't an explicit EQ button, the speaker's sound profile is optimized for a balanced and impactful audio experience. Adjustments to bass and treble can typically be made through the audio settings on your connected source device.

Huge 105dB Sound



The W-KING T9-2 speaker placed on a picnic table outdoors, providing music for a group of people enjoying a sunny day.

24 HOURS PLAYTIME



The W-KING T9-2 speaker on a ledge outdoors, with a group of friends relaxing nearby, illustrating its long battery life for extended use.

MAINTENANCE

- Keep the speaker away from extreme temperatures, direct sunlight, and moisture.
- Clean the speaker with a soft, dry cloth. Do not use abrasive cleaners or solvents.
- Avoid dropping the speaker or subjecting it to strong impacts.
- Store the speaker in a cool, dry place when not in use for extended periods.
- This speaker is not waterproof. Avoid exposure to water or rain.

TROUBLESHOOTING

No Power:

Ensure the speaker is fully charged. Connect the charging cable and check if the charging indicator light illuminates. Press and hold the power button for 2-3 seconds.

No Sound:

Check the volume level on both the speaker and your connected device. Ensure the correct input mode (Bluetooth, AUX, USB, TF) is selected. If using Bluetooth, ensure the device is properly paired.

Bluetooth Pairing Issues:

Ensure the speaker is in pairing mode. Turn off Bluetooth on other nearby devices that might be interfering. Try unpairing and re-pairing the speaker from your device's Bluetooth settings. Move your device closer to the speaker.

TWS Pairing Failure:

Ensure both speakers are W-KING T9-2 models. Make sure both speakers are not connected to any other Bluetooth device before initiating TWS pairing. Try resetting both speakers.

Distorted Sound:

Reduce the volume on both the speaker and your source device. Ensure the audio source is of good quality. Check for any physical obstructions around the speaker drivers.

SPECIFICATIONS






Feature	Specification
Model Name	80W Bluetooth Speaker (T9-2)
Speaker Type	Woofer
Special Feature	Portable
Connectivity Technology	Bluetooth 5.0, Auxiliary
Wireless Communication Technology	Bluetooth
Bluetooth Range	Up to 10 meters (33 feet)
Speaker Maximum Output Power	80 Watts
Sound Pressure Level	105dB
Woofer Diameter	4 Inches (x2)
Tweeter Diameter	1.2 Inches (x2)
Audio Output Mode	Stereo
Power Source	Battery Powered
Playtime	Up to 24 Hours (varies with volume and light usage)
Water Resistance Level	Not Water Resistant
Control Method	Touch (buttons)
Compatible Devices	Smartphone, Tablet, Laptop
Included Components	Type-C charging cable, 3.5mm AUX audio cable, user manual

WARRANTY AND SUPPORT

The W-KING T9-2 Portable Bluetooth Speaker comes with a limited warranty. Please refer to the warranty information provided with your purchase for details on coverage and duration. For technical support or customer service inquiries, please contact W-KING customer support through the retailer or the official W-KING website.

© 2023 W-KING. All rights reserved.

Related Documents - T9-2

<div><div>W-KING</div><div>Bluetooth vezeték nélküli hangszóró W-KING T9-2 80W</div><div>Felhasználói kézikönyv</div><div></div></div>	<div>W-KING T9-2 80W Bluetooth Speaker User Manual</div> <div>Comprehensive user manual for the W-KING T9-2 80W Bluetooth speaker, covering setup, operation, features, technical specifications, troubleshooting, and warranty information.</div>
<div><div>W-KING</div><div>Bezdrátový reproduktor Bluetooth W-KING T9-2 80W</div><div>Uživatelská příručka</div><div></div></div>	<div>Uživatelská příručka k Bluetooth reproduktoru W-KING T9-2 80W</div> <div>Komplexní uživatelská příručka pro Bluetooth reproduktor W-KING T9-2 80W, pokrývající nastavení, provoz, funkce jako True Wireless Stereo, řešení problémů a technické specifikace.</div>
<div><div>W-KING</div><div>Głośnik bezprzewodowy Bluetooth W-KING T9-2 80W</div><div>Instrukcja obsługi</div><div></div></div>	<div>W-KING T9-2 80W Bezprzewodowy Głośnik Bluetooth - Instrukcja Obsługi</div> <div>Kompletna instrukcja obsługi głośnika bezprzewodowego W-KING T9-2 80W. Dowiedz się, jak parować przez Bluetooth, ładować, używać funkcji TWS, sterować muzyką i rozwiązywać problemy.</div>
<div><div></div></div>	<div>W-KING 30W Portable Bluetooth Speaker User Manual</div> <div>Comprehensive user manual for the W-KING 30W portable Bluetooth speaker, detailing features, operation, and specifications for optimal use.</div>
<div><div></div></div>	<div>W-KING X10 Bluetooth Speaker User Manual</div> <div>Comprehensive user manual for the W-KING X10 portable Bluetooth speaker, detailing features, operation, and specifications. Learn about its 70W output, IPX6 waterproof rating, 42-hour playtime, and various connectivity options.</div>



[W-KING T9-2 Portable Wireless Stereo Speaker User Manual](#)

Comprehensive user manual for the W-KING T9-2 Portable Wireless Stereo speaker, detailing setup, Bluetooth connectivity, True Wireless Stereo (TWS) pairing, music controls, playback modes, troubleshooting, and technical specifications. Includes safety precautions.