

Evolur Cruise Rider Stroller

Evolur Cruise Rider Stroller with Canopy Instruction Manual

Model: Cruise Rider Stroller (365EVF-CO)

1. INTRODUCTION

Thank you for choosing the Evolur Cruise Rider Stroller with Canopy. This manual provides essential information for the safe assembly, operation, and maintenance of your stroller. Please read all instructions carefully before use and retain this manual for future reference.

2. SAFETY INFORMATION

Your child's safety is paramount. Always follow these safety guidelines:

- Always use the 5-point safety harness to secure your child in the stroller.
- Never leave your child unattended in the stroller.
- Ensure the stroller is fully open and locked before placing a child inside.
- Engage the brakes when the stroller is stationary.
- Do not overload the stroller or attach items that could affect its stability.
- This stroller is designed for children aged 10-36 months, with a maximum weight capacity of 45 lbs.
- This product meets or exceeds ASTM, CPSC, and Federal Flammability standards. It is tested for lead and other toxic elements.

3. PACKAGE CONTENTS

Verify that all components are present before assembly:

- Evolur Cruise Rider Stroller Frame
- Stroller Seat with Plush Cover and Padded Headrest
- Adjustable and Removable Canopy
- Carry Belt

- User Manual

Note: The Cruise Rider Twin Connector, Storage Basket, Rain Cover, and Scooter Front are sold separately and are not included in the standard package.

4. SETUP AND ASSEMBLY

Follow these steps to assemble your Evolur Cruise Rider Stroller:

1. **Unfolding the Stroller:** Place the folded stroller on a flat surface. Release the folding latch (if present) and gently pull the handle upwards until the frame locks into place. Ensure all locking mechanisms are securely engaged.
2. **Attaching the Canopy:** Align the canopy attachment points with the corresponding slots on the stroller frame. Press firmly until it clicks into place. The canopy is adjustable and removable for varied sun protection.
3. **Adjusting the Seat:** The seat features an easy recline mechanism. Locate the recline lever or strap behind the seat and adjust to your desired position. The backrest is extendable for taller babies.
4. **Securing the Bumper Bar:** Attach the bumper bar to the designated slots on the front of the seat. Ensure it is securely fastened.



Figure 4.1: Fully assembled Evolur Cruise Rider Stroller with Canopy.



Figure 4.2: Overview of stroller features and components.

5. OPERATING INSTRUCTIONS

5.1 Folding the Stroller

The Evolur Cruise Rider Stroller features a compact, one-hand fold mechanism. To fold, ensure the canopy is retracted and the seat is in an upright position. Locate the folding release mechanism (usually on the handle or frame) and activate it while pushing the handle downwards. The stroller will fold inwards like a book. Secure with the folding latch if available. A carry belt is included for easy transport.



Figure 5.1: Stroller in its compact folded state.

5.2 Engaging/Disengaging Brakes

The stroller is equipped with a one-touch link brake system. To engage the brakes, press down on the brake pedal located near the rear wheels. To disengage, lift the pedal upwards. Always ensure the brakes are fully engaged when the stroller is stationary.

5.3 Converting Stroller Modes

The Cruise Rider Stroller is designed to convert into multiple modes for versatile use:

- **Stroller Mode:** Standard configuration for pushing your child.
- **Scooter Mode:** By adjusting the frame and adding the optional scooter front accessory, the stroller can be used as a ride-on scooter.
- **Rider Mode:** Similar to scooter mode, allowing the child to ride while being pushed.

Refer to the specific instructions provided with the optional accessories for detailed conversion steps.



Figure 5.2: Different modes of the Cruise Rider Stroller.



Figure 5.3: Child using the stroller in scooter mode with optional accessories.

6. MAINTENANCE

Proper maintenance ensures the longevity and safe operation of your stroller:

- **Cleaning:** The leatherette fabric seat and frame can be easily wiped clean with a damp cloth. Air dry thoroughly. Do not machine wash or use a hot iron on any fabric components.
- **Wheels:** Regularly check the front wheels with suspension for debris and ensure they rotate freely. Clean as needed.
- **Storage:** Store the stroller in a dry, cool place away from direct sunlight when not in use.
- **Inspections:** Periodically inspect all parts for wear, damage, or loose fasteners. Tighten any loose screws and replace damaged parts immediately.

7. TROUBLESHOOTING

If you encounter issues with your Evolur Cruise Rider Stroller, refer to the following common problems and solutions:

- **Stroller does not fold/unfold smoothly:** Ensure all locking mechanisms are disengaged before folding and fully engaged after unfolding. Check for any obstructions in the folding mechanism.
- **Wheels are stiff or squeaky:** Clean any dirt or debris from the wheel axles. A small amount of silicone-based lubricant can be applied to moving parts if necessary.
- **Harness is difficult to adjust:** Ensure the harness straps are not twisted. Refer to the harness adjustment instructions for proper fitting.
- **Canopy does not stay in position:** Check that the canopy is correctly attached to the frame and that its adjustment hinges are not damaged.

For issues not listed here or if problems persist, please contact Evolur customer support.

8. SPECIFICATIONS

Feature	Detail
Brand	Evolur
Model Number	365EVF-CO
UPC	810063664107
Color	Cognac
Material	Polyurethane, Fabric (Plush)
Frame Material	Aluminum
Item Dimensions (L x W x H)	28" x 14" x 37.5"
Folded Size	25" x 15" x 8"
Item Weight	17.5 Pounds
Maximum Weight Recommendation	45 Pounds
Age Range (Description)	10-36 months
Harness Type	5 Point
Number of Wheels	4
Stroller Type	Umbrella Stroller (3-in-1 Convertible)
Safety Standards Met	ASTM, CPSC, Federal Flammability Standards

Prioritizing your baby

Sturdy & Reliable



PRODUCT WEIGHT:

17.5 LBS

WEIGHT CAPACITY:

45 LBS

AGE GROUP:

6-36 M

évolur
evolving with your baby







Figure 8.1: Stroller dimensions and weight specifications.

9. WARRANTY AND SUPPORT

Evolur products are manufactured by Dream On Me. For warranty information, product registration, or customer support, please visit the official Evolur website or contact Dream On Me customer service directly. Keep your proof of purchase for any warranty claims.

Manufacturer: Dream On Me

Contact Information: Refer to the Evolur brand store or the Dream On Me official website for the most current contact details.

	<p><u>HARPPA Ringo™ Baby Stroller: User Manual & Safety Guide</u></p> <p>Comprehensive instructions for the HARPPA Ringo™ Ultra Compact Umbrella Stroller. Learn how to unfold, fold, assemble, maintain, and safely use your baby stroller. Includes safety warnings and care tips.</p>
	<p><u>Anko Layback Umbrella Stroller Instruction Manual 0+ Months Baby Stroller</u></p> <p>Comprehensive instruction manual for the Anko Layback Umbrella Stroller, suitable for infants 0+ months. Learn about assembly, safety features, operation, and maintenance of this lightweight and portable baby stroller.</p>
	<p><u>LemoHome Lightweight Baby Stroller Instruction Manual</u></p> <p>Comprehensive guide for the LemoHome Lightweight Reversible Baby Stroller, covering safety warnings, parts identification, installation, care, and folding instructions for children aged 0-36 months.</p>
	<p><u>Mompush S3101-ND Compact Fold Double Stroller User Manual</u></p> <p>Comprehensive guide for the Mompush S3101-ND Compact Fold Double Stroller, covering assembly, safety, operation, maintenance, and warranty information.</p>
	<p><u>Joie Nitro™ Stroller: User Manual & Safety Guide</u></p> <p>Comprehensive instruction manual for the Joie Nitro™ stroller. Learn about assembly, safe usage, features, and maintenance for this lightweight and compact baby stroller, compliant with EN 1888-1:2018+A1:2022 standards.</p>
	<p><u>Ergobaby Metro Compact City Stroller User Manual and Safety Guide</u></p> <p>Comprehensive user manual and safety guide for the Ergobaby Metro Compact City Stroller, covering usage, cleaning, warranty, and important safety warnings.</p>



[\[pdf\]](#) User Manual Owner's Manual Instructions Warranty Accessories

Evolur 365EV AI Cruise Rider Stroller Manual evolurbaby manuals Strollers |||

CRUISE RIDER Owner s Manual Scan the QR code to register your product

<https://www.evolurbaby.com/customer-care/product-registration/> Read all instructions before assembling and using product. IMPORTANT - Keep instructions for future use. 0922R2-365EV THANK YOU... for choosing Evolur and co...

lang:en score:46 filesize: 1.43 M page_count: 34 document date: 2023-03-09



[\[pdf\]](#) User Manual Owner's Manual Instructions Warranty Accessories

Cruise Rider Stroller Manual 364EV 365EV AI MANUAL364EV MANUAL Canopy Evolur evolurbaby manuals Strollers |||

CRUISE RIDER Owner s Manual Scan the QR code to register your product

<https://www.evolurbaby.com/customer-care/product-registration/> Read all instructions before assembling and using product. IMPORTANT - Keep instructions for future use. 0922R2-365EV THANK YOU... for choosing Evolur and co...

lang:en score:44 filesize: 1.43 M page_count: 34 document date: 2022-10-07



[\[pdf\]](#) User Manual Owner's Manual Instructions Warranty Accessories

365EV AI EF User Manual Amazon Evolur Cruise Rider Stroller Lightweight with Compact Fold Easy to Carry Travel Koala Gray Everything Else C147zwOJZIL m media amazon images I |||

CRUISE RIDER Owner s Manual Scan the QR code to register your product

<https://www.evolurbaby.com/customer-care/product-registration/> Read all instructions before assembling and using product. IMPORTANT - Keep instructions for future use. 0922R2-365EV THANK YOU... for choosing Evolur and co...

lang:en score:34 filesize: 5.22 M page_count: 34 document date: 2022-09-27