

Manuals+

[Q & A](#) | [Deep Search](#) | [Upload](#)

manuals.plus /

› [Unitech](#) /

› [Unitech MS852 Rugged 2D Imager Barcode Scanner User Manual](#)

Unitech MS852-AUCB00-SG

Unitech MS852 Rugged 2D Imager Barcode Scanner User Manual

Model: MS852-AUCB00-SG | Brand: Unitech

INTRODUCTION

This manual provides comprehensive instructions for the setup, operation, and maintenance of the Unitech MS852 Rugged 2D Imager Barcode Scanner. The MS852 is designed for efficient and reliable barcode scanning in various environments, including retail, hospitality, and general purpose applications. Its intuitive design and robust construction ensure ease of use and long-term durability.

KEY FEATURES

- **Lightweight Design:** Weighs only 147g without the cable, ensuring comfortable extended use.
- **Versatile Barcode Support:** Capable of scanning most 1D and 2D barcodes, including those on mobile screens, and even damaged or poorly printed codes.
- **Durable Trigger:** Features a long lifecycle trigger designed for up to 10,000,000 activations, ensuring continuous productivity.
- **Automatic Mode Switching:** Automatically switches between trigger mode and presentation mode when used with its stand, enhancing user experience.
- **Ultra-Rugged Construction:** IP42 rated for protection against dust and moisture, and tested to withstand 2.1-meter drops to concrete.

SETUP

1. Initial Inspection

Upon unpacking, inspect the scanner and all accessories for any signs of damage. Ensure all components listed in the packaging are present.



Figure 1: Front-right view of the Unitech MS852 Barcode Scanner.

2. Connecting the Scanner

The MS852 scanner is a plug-and-play device. Connect the USB cable from the scanner to an available USB port on your computer or point-of-sale system. No additional driver installation is typically required.



Figure 2: Side view of the Unitech MS852 Barcode Scanner, showing its ergonomic design.

3. Using the Scanner Stand (Optional)

If your package includes a scanner stand, assemble it according to the instructions provided with the stand. Placing the scanner in the stand will automatically switch it to presentation mode, allowing for hands-free scanning.





Figure 3: The Unitech MS852 Barcode Scanner mounted on its flexible stand, ready for presentation mode.



Figure 4: Illustration of the Unitech MS852 Barcode Scanner's versatile mounting options, including wall mount and desktop stand configurations.

OPERATING INSTRUCTIONS

1. Basic Scanning

To scan a barcode, point the scanner's window at the barcode and press the trigger button. A successful scan will be indicated by an audible beep and a visual LED indicator.



Figure 5: Front view of the Unitech MS852 Barcode Scanner, highlighting the scan window.

2. Scanning Modes

- **Trigger Mode:** The scanner activates the scan engine only when the trigger button is pressed. This is ideal for targeted scanning.
- **Presentation Mode:** When placed in its stand, the scanner automatically detects objects in its field of view and scans them without requiring a trigger press. This mode is suitable for high-volume, hands-free scanning.

3. Feedback Indicators

- **Beeper:** A loud beeper provides audible confirmation of successful scans.
- **LED Indicator:** A bright LED indicator provides visual confirmation of successful scans, especially useful in noisy environments.

MAINTENANCE

1. Cleaning

To maintain optimal performance, regularly clean the scanner's window and exterior. Use a soft, lint-free cloth lightly dampened with water or a mild, non-abrasive cleaning solution. Do not use harsh chemicals or abrasive materials.

2. Storage

Store the scanner in a cool, dry place away from direct sunlight and extreme temperatures. When not in use for extended periods, disconnect it from the power source.

TROUBLESHOOTING

Problem	Possible Cause	Solution
Scanner not responding	Loose USB connection; Incorrect USB port; Computer issue.	Ensure USB cable is securely connected. Try a different USB port. Restart the computer.
Cannot scan barcodes	Barcode damaged/poorly printed; Incorrect symbology enabled; Scanner window dirty; Insufficient lighting.	Try scanning a known good barcode. Refer to the programming guide for symbology settings. Clean the scanner window. Ensure adequate lighting.
No beep/LED feedback	Feedback settings disabled; Hardware malfunction.	Check scanner programming guide for feedback settings. If issue persists, contact support.

SPECIFICATIONS

Feature	Detail
Model Number	MS852-AUCB00-SG
Product Dimensions	3.4 x 2.8 x 6.9 inches
Item Weight	10.6 ounces (approx. 300g)
Connectivity Technology	USB Cable (Wired)
Power Source	Corded Electric, USB Cable
Compatible Devices	Laptop, Smartphone, Tablet, iPhone (via USB OTG if supported)
Drop Specification	2.1 meters to concrete
IP Rating	IP42 (Protection against solid objects >1mm and splashing water)
Trigger Lifecycle	Up to 10,000,000 times
Manufacturer	Unitech






WARRANTY INFORMATION

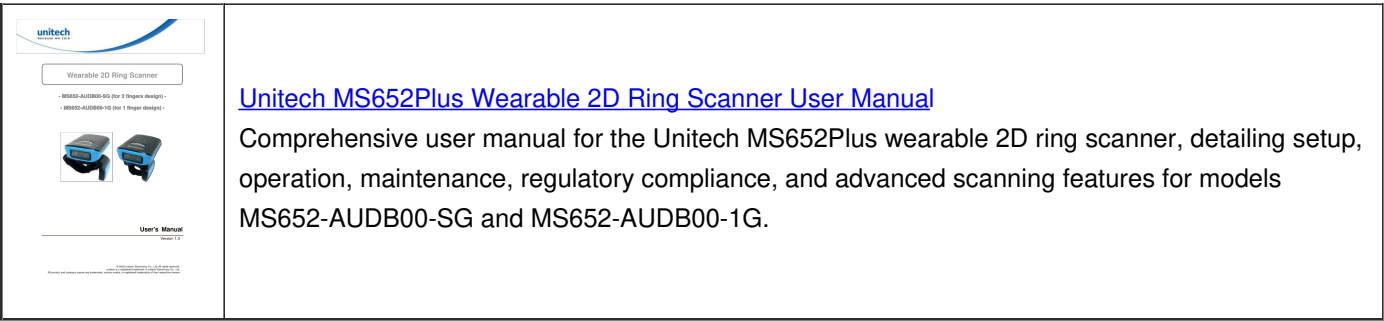
Unitech products are manufactured to the highest quality standards. For specific warranty terms and conditions applicable to your MS852 scanner, please refer to the warranty card included with your product or visit the official Unitech website. Keep your proof of purchase for warranty claims.

SUPPORT

For technical assistance, product inquiries, or service requests, please contact Unitech customer support. Contact information can typically be found on the Unitech official website or in the documentation provided with your product.
Online Resources: Visit the Unitech website for FAQs, driver downloads, and additional product information.

Related Documents - MS852-AUCB00-SG

	<p>Unitech MS852/MS852Plus Auto Switching 2D Imager Barcode Scanner Quick Start Guide</p> <p>Quick start guide for the Unitech MS852 and MS852Plus auto switching 2D imager barcode scanners, covering connection, USB device types, factory defaults, auto sense settings, encoding options, good read beeps, character delay, block delay, keyboard case, and keyboard languages.</p>
	<p>Unitech MS852P Wireless 2D Imager Scanner Quick Start Guide</p> <p>Quick start guide for the Unitech MS852P Wireless 2D Imager Scanner, covering setup, charging, connection, and configuration options.</p>
	<p>Unitech MS852DPM ESD 2D Imager Barcode Scanner Quick Start Guide</p> <p>A quick start guide for the Unitech MS852DPM ESD 2D Imager Barcode Scanner, providing instructions on connection, testing, configuration settings, and language selection.</p>
	<p>Unitech MS838B 2.4G Wireless 2D Barcode Scanner Quick Start Guide</p> <p>A comprehensive quick start guide for the Unitech MS838B 2.4G Wireless 2D Barcode Scanner, detailing setup, configuration, operation modes, and regulatory information.</p>
	<p>Unitech HT330 Rugged Handheld Terminal User Manual</p> <p>This user manual provides comprehensive instructions for operating, setting up, and maintaining the Unitech HT330 rugged handheld terminal, including specifications, safety guidelines, and regulatory compliance information.</p>



[Unitech MS652Plus Wearable 2D Ring Scanner User Manual](#)

Comprehensive user manual for the Unitech MS652Plus wearable 2D ring scanner, detailing setup, operation, maintenance, regulatory compliance, and advanced scanning features for models MS652-AUCB00-SG and MS652-AUCB00-1G.

Documents - Unitech – MS852-AUCB00-SG



[\[pdf\] Specifications](#)

Full Specifications MS852 AUCB00 SG Unitech Scanner SE4107 RevA 2 barcodefactory ||| MS852 2D Imager Scanner Easy and intuitive design combined in one scanner, the new unitech MS852 han ... trademarks, service marks, or registered trademarks of their respective owners. 11/21 Rev.A 2 PN#**MS852-AUCB00-SG** PN#MS852-ARCB00-SG ...

lang:en score:57 filesize: 506.74 K page_count: 2 document date: 2021-12-09



[\[pdf\] User Manual](#)

CJK CJK Control Manual Z Index of images 00 UTJ Download æè;æå ± JP V1 0 ute ||| CJK MS852-2UCB00-SG PAADLC08-002-R02 **MS852-AUCB00-SG** MS852-0UCB00-SG 1 2022 4 21 3 1 CJK 4 1.1.CJK 4 1.2.CJK 4 2 CJK 5 2.1. Microsoft IME Windows 5 2.2.EnableHexNumpad 9 2.3. 10 2.4. 10 A 11 2 CJK CJK USB QR Copyright 2022 Unitech Electronics Co., Ltd. Un... lang:en score:39 filesize: 1.3 M page_count: 12 document date: 2022-04-21

[pdf]

2D Imager ScannerMS852 SE4107 RevA 2barcodefactory 2 Unitech MS852 srsltid AfmBOoooHbZ
6rFGkOhQ vSalZ6VG4Z1oixGdFzApNJ HG8bDn0 e5G3 Scanner2D 2MS852 e5G3barcodefactory
AfmBOOpZc4dPQ4ravg JvzSoQoWYai206UzElc66kT 9rfSa46 eBxRF AfmBOOrVy2GEvwK3katV4RBxCq
9b6PP1k4yT6hVJ IPkHNUVFvhUaqlbarcodefactory

AfmBOOpFmq8zN6bLMerh9vmW3AxEtIryPfdHu8GzNTwwu8Yf1Vy g Lxbarcodefactory
AfmBOOpRMzz8oCSr6KskjOwPYT2FQcu7cuCfSZzZeCCpg3aKRZpXW4rbarcodefactory Scanner
Barcode FactoryCompact but durable While sustaining a 1 meter drop to concrete incorporated with IP42
rugged design for protection against dust and moistureMS852 AfmBOopeaHwiX0L53SZG NeY9azwVD
0bSwW6p4SN7ikLsrDkXXWu 1Zbarcodefactory

AfmBOopeW216ZxI6ncbhjyS7SYjtF15mLJv2Sca4xbJ9g2iYpy BvUGbarcodefactory ||| ||| MS852 2D
Imager Scanner Easy and intuitive design combined in one scanner, the new unitech MS852 handheld
scanner delivers the simple way to make your checkout line faster and efficiency for all retail solutions
from point-of-sale systems, ||| MS852 2D Imager Scanner Easy and intuitive design combined in one
scanner, the new unitech MS852 handheld scanner delivers the simple way to make your checkout line
faster and efficiency for all retail solutions from point-of-sale systems, ||| MS852 2D Imager Scanner Easy
and intuitive design combined in one scanner, the new unitech MS852 handheld scanner delivers the
simple way to make your checkout line faster and efficiency for all retail solutions from point-of-sale
systems, ||| MS852 2D Imager Scanner Easy and intuitive design combined in one scanner, the new
unitech MS852 handheld scanner delivers the simple way to make your checkout line faster and
efficiency for all retail solutions from point-of-sale systems, ||| MS852 2D Imager Scanner Easy and
intuitive design combined in one scanner, the new unitech MS852 handheld scanner delivers the simple
way to make your checkout line faster and efficiency for all retail solutions from point-of-sale systems, |||
MS852 2D Imager Scanner Easy and intuitive design combined in one scanner, the new unitech MS852
handheld scanner delivers the simple way to make your checkout line faster and efficiency for all retail
solutions from point-of-sale systems,

MS852 2D Imager Scanner Easy and intuitive design combined in one scanner, the
new unitech MS852 han ... trademarks, service marks, or registered trademarks of
their respective owners. 11/21 Rev.A 2 PN#MS852-AUCB00-SG PN#MS852-
ARCB00-SG ...


lang:en score:34 filesize: 506.74 K page_count: 2 document date: 2021-12-09



[pdf] User Manual

MS852 UM V3 0 JP Index of images 00 UTJ Download æèjæå ± ute |||
2D MS852 MS852-2UCB00-SG MS852-2RCB00-SG **MS852-AUCB00-SG** MS852-
ARCB00-SG 3 2022 4 25 6 7 1 8 1.1.USB 8 1.2.RS232 8 1.3.2 9 1.4.LED 10 1.5. 11
1.6. 11 1.7. QR 12 2 13 3 14 3.1. USB 14 3.2. RS232 14 3.3. 14 3.4. 15 3.5. 15 4 16
4.1.USB 17 4.1.1USB 17 ...

lang:da score:25 filesize: 1.68 M page_count: 119 document date: 2022-04-24




[\[pdf\]](#) User Manual

MS852

UM V3 2 JP Index of images 00 UTJ Download æèjæå ± ute |||

2D MS852 MS852-2UCB00-SG MS852-2RCB00-SG **MS852-AUCB00-SG** MS852-ARCB00-SG 3.2 2022 10 26 6 7 1 8 1.1.USB 8 1.2.RS232 8 1.3.2 9 1.4.LED 10 1.5. 11 1.6. 11 1.7. QR 12 2 13 3 14 3.1. USB 14 3.2. RS232 14 3.3. 14 3.4. 15 3.5. 15 4 16 4.1.USB 17 4.1.1USB ...

lang:da score:24 filesize: 1.69 M page_count: 120 document date: 2022-10-26



[\[pdf\]](#) User Manual

MS852

UM V3 1 JP Index of images 00 UTJ Download æèjæå ± ute |||

2D MS852 MS852-2UCB00-SG MS852-2RCB00-SG **MS852-AUCB00-SG** MS852-ARCB00-SG 3.1 2022 5 19 6 7 1 8 1.1.USB 8 1.2.RS232 8 1.3.2 9 1.4.LED 10 1.5. 11 1.6. 11 1.7. QR 12 2 13 3 14 3.1. USB 14 3.2. RS232 14 3.3. 14 3.4. 15 3.5. 15 4 16 4.1.USB 17 4.1.1USB 1...

lang:da score:24 filesize: 1.69 M page_count: 120 document date: 2022-05-19



[\[pdf\]](#) Borchure Catalog

2024 Unitech Catalog Wearable Scanner Barcode America Your Brilliant AIDC Solution Provider

2024CATALOG ute images 00 UTA Download Brochures |||

Unitech America, 6182 Katella Ave, Cypress, CA 90630 You are looking for a solution provider to de ... G MS852B , 2D High Density, Honeywell N6703-HD, Bluetooth, USB, with USB cable and charging cradle **MS852-AUCB00-SG** MS852, Corded, 2D, Zebra SE4107, USB MS852-ZUCB00-SG MS852 , 2D, Honeywell N6703 M...

lang:en score:23 filesize: 5.56 M page_count: 18 document date: 2024-09-09