



Manuals.plus /

› HUIZHEN /

› Instruction Manual for HUIZHEN DVX34 Robot Vacuum Accessories Kit

HUIZHEN DVX34

Instruction Manual for HUIZHEN DVX34 Robot Vacuum Accessories Kit

Model: DVX34
Brand: HUIZHEN

INTRODUCTION

This instruction manual provides detailed guidance on the installation, maintenance, and replacement of the HUIZHEN DVX34 Accessories Kit for Yeedi Robot Vacuums. This kit is designed to ensure your robot vacuum maintains optimal cleaning performance and extends its operational lifespan.

COMPATIBILITY

The HUIZHEN DVX34 Accessories Kit is compatible with the following Yeedi Robot Vacuum Cleaner models:

- Yeedi Vac Station (DVX34)
- Yeedi Vac Max (DVX34)
- Yeedi Vac 2 Pro (YDVN11)



COMPATIBLE WITH MODELS

for Yeedi **Vac 2 Pro**

for Yeedi **Vac / Vac Max**


for Yeedi **Vac Station**

This image illustrates the specific Yeedi robot vacuum models that are compatible with this accessory kit, including Yeedi Vac 2 Pro, Vac, Vac Max, and Vac Station.

PACKAGE CONTENTS

Each HUIZHEN DVX34 Accessories Kit includes the following components:

- 1 x Main Roller Brush
- 4 x Side Brushes
- 2 x HEPA Filters
- 2 x Microfiber Mop Pads (Reusable)
- 4 x Disposable Mopping Pads
- 2 x Dust Bags



This image provides a visual representation of all the replacement parts included in the HUIZHEN DVX34 Accessories Kit.

INSTALLATION AND REPLACEMENT

Follow these steps to install or replace the components of your robot vacuum.

Main Roller Brush

The main roller brush features soft bristles and a V-shaped design for effective cleaning on various floor types. It is made from durable ABS material.

1. Turn off your robot vacuum and place it upside down on a clean, flat surface.
2. Locate the main brush cover, usually secured by clips or screws. Open or remove it.
3. Remove the old main brush.
4. Insert the new main roller brush, ensuring it clicks securely into place.
5. Close the main brush cover.




This image highlights the design and material features of the main roller brush, emphasizing its soft bristles, V-shape, and durable ABS construction.

Side Brushes

The side brushes are designed with soft bristles for safe use on all floor types and feature a slot design for easy replacement. They are made from durable ABS.

1. Turn off your robot vacuum and place it upside down.
2. Locate the side brushes. They are typically held in place by a single screw or a simple clip mechanism.
3. Remove the old side brushes.
4. Align the new side brush with the corresponding slot and press down until it clicks, or secure it with the screw if applicable.

Tip: If the side brushes appear bent or curled from shipping, soak them in warm water for a few minutes to help them recover their original shape. This will not affect their quality or performance.



Soft Brush
Safe on All Floor Types



Slot Design
Easy-to-Replace



Durable ABS
Durable and Sturdy

This image illustrates the key features of the side brushes, including their soft bristles for floor protection, easy-to-use slot design, and robust ABS construction.

HEPA Filters

HEPA filters are crucial for trapping fine particles, effectively blocking 99.9% of dust, pollen, pet fur dander, and airborne particles as small as 0.1 micrometers.

1. Open the dust bin of your robot vacuum.
2. Remove the old HEPA filter from the dust bin.
3. Insert the new HEPA filter into the designated slot in the dust bin, ensuring a snug fit.
4. Close the dust bin.

Effectively blocks
99.9%
of dust, pollen,
pet fur dander
and any airborne
particles as small
as **0,1 micrometers**



Pollen



Hair



**Pet
dander**



**Kitchen
fume**



Dust



Lint

This image visually explains the high filtration efficiency of the HEPA filter, capable of capturing microscopic particles like pollen, hair, pet dander, kitchen fume, dust, and lint.

Mop Pads (Reusable and Disposable)


The microfiber mop pads are machine washable and reusable, designed for thorough cleaning on various floor types including marble, bamboo, ceramic, hardwood, laminate, tile, stone, and cement. Disposable pads offer convenience.

1. Locate the mopping plate or attachment on your robot vacuum.
2. Remove the used mop pad.
3. Attach the new reusable microfiber mop pad or a fresh disposable mopping pad to the mopping plate, ensuring it is securely fastened.



HUIZHEN
— REPLACEMENT PARTS —

For All Floor Types



This image demonstrates the versatility of the mop pad, indicating its suitability for cleaning a wide range of floor surfaces.



Microfiber Mop Pad

Machine washable

Reusable

Save money

Clean home

This image highlights the practical benefits of the microfiber mop pad, emphasizing its reusability and machine washability for cost savings and a cleaner living environment.

Dust Bags

The dust bags are designed for large capacity and feature a 4-layer leak-proof seal with high precision for effective leakage prevention. They offer over 99.9% filtration efficiency and are eco-friendly and biodegradable.

1. Open the dust collection compartment on your robot vacuum or its auto-empty station.
2. Carefully remove the full dust bag, ensuring the opening is sealed to prevent dust leakage.
3. Insert a new dust bag into the compartment, making sure it is properly seated and sealed.
4. Close the dust collection compartment.

Eco-Friendly & Large Capacity

99.9%

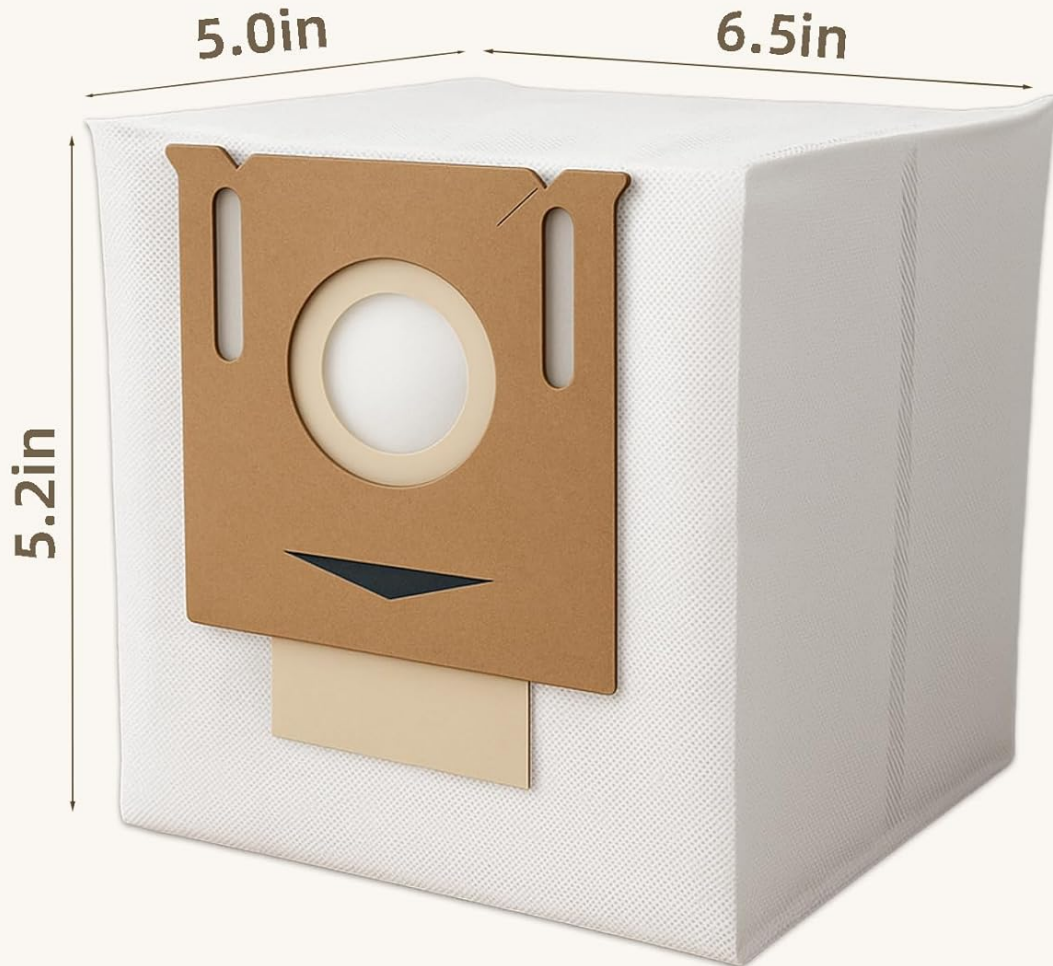
Over 99.9%
Filtration
Efficiency



Eco-friendly
Biodegradable

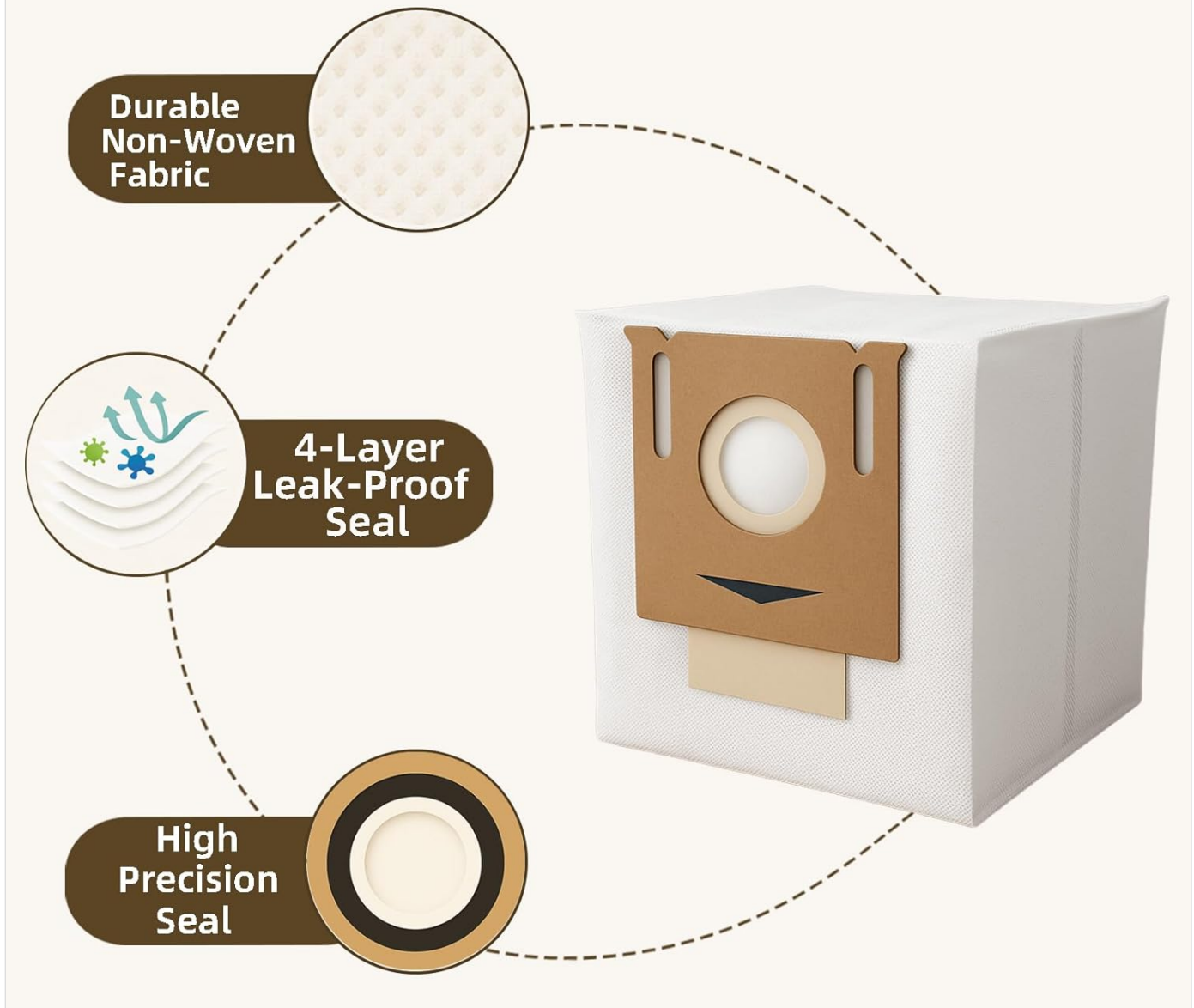


Each Bag
Replaces
30 Dust Boxes



This image provides details on the dust bag's dimensions and its environmental and performance benefits, including high filtration efficiency and biodegradability.

Leakage Prevention Made Effective



This image details the advanced sealing technology of the dust bag, ensuring effective leakage prevention through durable non-woven fabric, a 4-layer seal, and high precision sealing.

MAINTENANCE AND REPLACEMENT FREQUENCY

To ensure your robot vacuum cleaner maintains optimal performance and cleaning efficiency, regular maintenance and timely replacement of accessories are recommended. This also helps extend the device's lifespan.

- **General Recommendation:** It is recommended to replace the accessories every three months, depending on usage frequency and environment.
- **Main Brush:** Inspect regularly for tangled hair or debris. Clean as needed. Replace every 3-6 months.
- **Side Brushes:** Check for wear and bending. Clean off any hair or debris. Replace every 3-6 months.
- **HEPA Filters:** Tap out dust after each use. Do not wash. Replace every 2-3 months.
- **Mop Pads:** Wash reusable pads after each use. Replace disposable pads after each use. Reusable pads should be replaced every 3-6 months depending on wear.
- **Dust Bags:** Replace when full. Frequency depends on usage and household dust levels.

SPECIFICATIONS

Feature	Detail
Brand	HUIZHEN
Model Info	vac (DVX34 Accessories Kit)
Item Weight	9.1 ounces
Product Dimensions	5.9 x 2.75 x 1.18 inches
Material Type	ABS material + HEPA filter + Microfiber mop pads + 4-Layer thick dust bag
Compatible Devices	Yeedi Vac 2 Pro / Vac / Vac Max / Vac Station Robot Vacuum
Reusability	Reusable (Mop Pads)

WARRANTY AND SUPPORT

Information regarding product warranty and customer support is not available in the provided product data. Please refer to the product packaging or the manufacturer's official website for details on warranty coverage and how to contact support.