

Yaheetech YT-00117038-V01

Yaheetech Full Bed Frame Instruction Manual

Model: YT-00117038-V01

Brand: Yaheetech

INTRODUCTION

This manual provides comprehensive instructions for the assembly, operation, and maintenance of your Yaheetech Full Bed Frame. Designed with a high headboard and footboard featuring petal accents, this metal platform bed offers both aesthetic appeal and practical functionality, including ample under-bed storage and robust support without the need for a box spring. Please read all instructions carefully before beginning assembly.

SAFETY INFORMATION

- Exercise caution around sharp edges during assembly and handling.
- Do not exceed the maximum weight capacity of 450 lbs.
- Always follow assembly instructions precisely to ensure the bed's stability and structural integrity.
- Keep the under-bed storage area clear of excessive clutter to prevent potential tip-over hazards.
- Ensure all connections are securely tightened to prevent wobbling or squeaking.

COMPONENTS AND PARTS LIST

Before assembly, verify that all components and hardware are present. All necessary hardware and handy tools are included in the package.

- Headboard
- Footboard
- Side Rails
- Center Rails
- Metal Slats (12 built-in)
- Support Legs (6)
- Assembly Hardware (bolts, nuts, washers)
- Assembly Tools (Allen wrench)


An extra-high statement headboard creates a luxurious atmosphere.



Superior metal tubes ensure extended years of use.



Ample under-bed room maximizes your storage space.



Bottom rubber caps keep your floor away from damage.




Figure 1: Key components and features of the bed frame, including the high headboard, durable metal tubes, ample under-bed storage (14.4 inches clearance), and protective rubber caps on the feet.

SETUP AND ASSEMBLY

Assembly is designed to be straightforward and can typically be completed in under an hour with two people. It is recommended to assemble the bed frame in the room where it will be used to avoid moving it after assembly.

1. Unpack all components and lay them out on a clean, soft surface to prevent scratches.
2. Identify and separate the headboard, footboard, side rails, and support legs. Numbered parts are provided for easy identification.
3. Attach the side rails to the headboard and footboard using the provided hardware. Ensure all bolts are finger-tight initially.
4. Connect the center rails and install the 12 built-in metal slats. The slats are designed to easily pop into place.
5. Secure all connections, including those fastened with L-shaped plates, using the Allen wrench. Ensure all bolts are fully tightened for maximum stability and to prevent squeaking.
6. Place your mattress directly onto the metal slats. A box spring is not required.

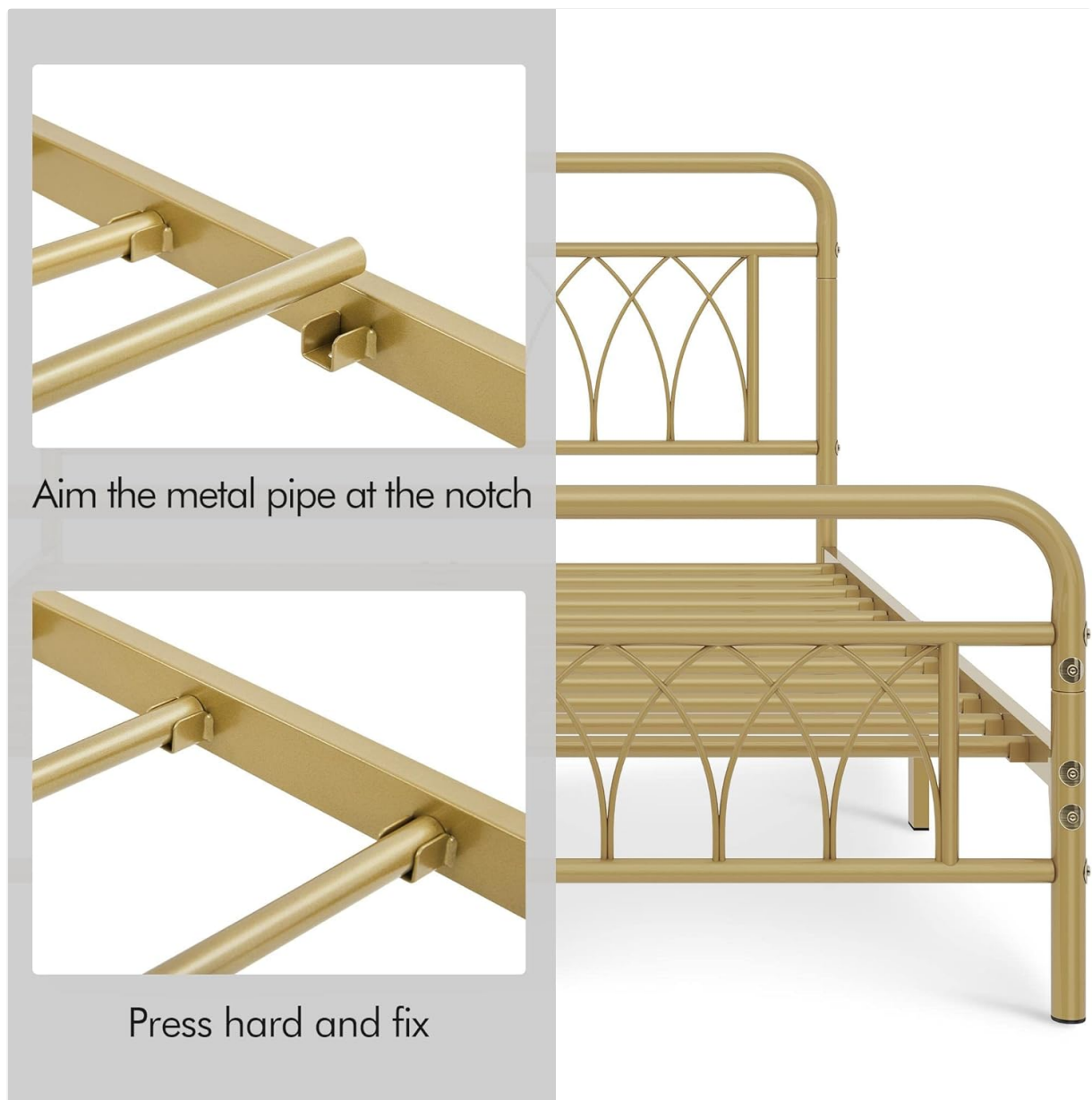
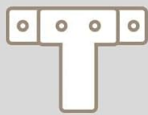



Figure 2: Visual guide for connecting metal components during assembly, demonstrating the "aim at notch" and "press hard and fix" steps.



Fastened with L-shaped plates for a more stable structure

Figure 3: Detail of the L-shaped plates used to secure connections, ensuring enhanced stability and durability of the bed frame.

Your browser does not support the video tag.

Video 1: Official assembly video demonstrating the setup process for the Yaheetech Metal Bed Frame (Queen/Full size). This video provides a direct and clear demonstration of the steps outlined in the manual.

OPERATING INSTRUCTIONS

This platform bed is designed for direct mattress placement, eliminating the need for a box spring. The integrated metal slats provide robust support and prevent mattress slippage.

- Place your mattress directly on the metal slats.
- The high headboard provides a comfortable backrest for reading or lounging.
- Utilize the 14.4-inch under-bed clearance for storage solutions, such as storage bins or boxes.



Figure 4: Illustration showing how the built-in slats securely hold the mattress in place, preventing unwanted movement.



Figure 5: Comparison demonstrating the effectiveness of built-in slots in preventing mattress sliding, ensuring a stable sleeping surface.

MAINTENANCE

- Regularly check all bolts and connections to ensure they remain tight. Re-tighten as needed to maintain stability and prevent squeaking.
- Clean the metal frame with a soft, damp cloth. Avoid abrasive cleaners or harsh chemicals that could damage the powder-coated finish.
- Inspect the rubber caps on the support legs periodically to ensure they are intact and continue to protect your flooring.

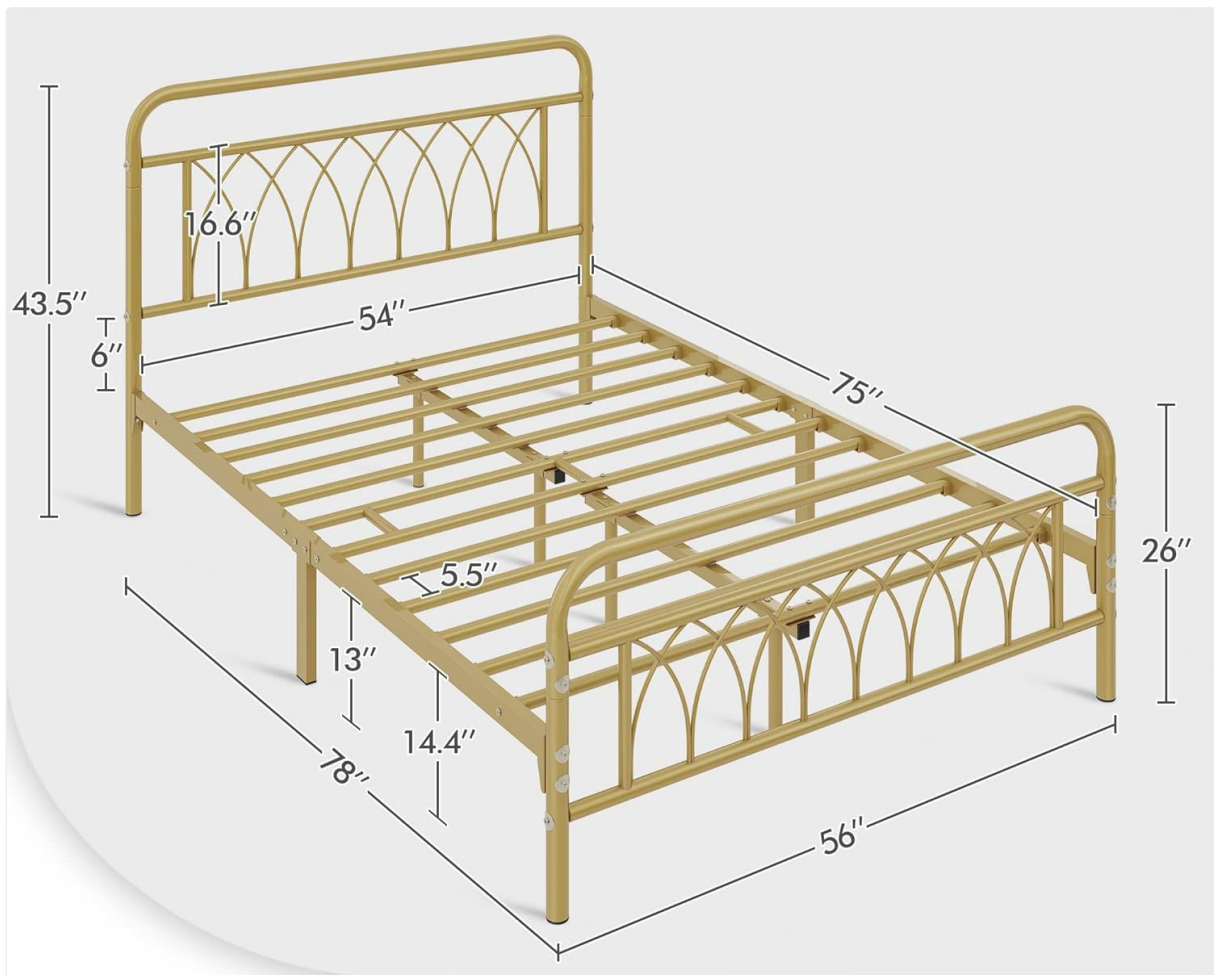
TROUBLESHOOTING

Problem	Possible Cause	Solution
Bed frame is squeaking.	Loose bolts or connections.	Tighten all bolts and connections securely.

Problem	Possible Cause	Solution
Mattress is sliding.	Improper mattress placement or insufficient friction.	Ensure mattress is centered on the built-in slats. The slats are designed to prevent sliding.
Bed feels unstable.	Incomplete or incorrect assembly.	Review assembly instructions and ensure all parts are correctly installed and tightened. Verify all support legs are making firm contact with the floor.

SPECIFICATIONS

Feature	Detail
Size	Full
Product Dimensions	78"L x 56"W x 41"H
Max. Weight Capacity	450 lbs
Under Bed Storage Clearance	14.4 inches (13 inches ground to item distance)
Color	Antique Gold
Material	Powder Coated Steel
Box Spring Required	No
Assembly Required	Yes
Model Number	YT-00117038-V01



FULL
SIZE



Max. Weight
Capacity
800 lb



Applicable
Mattress Size
75"x 54"




Figure 6: Comprehensive dimensions of the bed frame, including overall length (78"), width (56"), height (41"), and ground clearance (13").

WARRANTY AND SUPPORT

For any questions, concerns, or support needs regarding your Yaheetech Full Bed Frame, please refer to the customer support information provided at the point of purchase. Yaheetech is committed to providing quality products and customer satisfaction.

For additional assistance, you may visit the official [Yaheetech Store on Amazon](#).

Related Documents - YT-00117038-V01

<div data-bbox="127 123 295 358"><p>611805(TWIN)</p><p>1. Please read this instruction manual carefully before assembling the bed. 2. The bed frame is made of heavy-duty metal and is designed for long-term use. 3. The bed frame is designed to be used with a mattress of the same size. 4. The bed frame is designed to be used in a dry environment. 5. The bed frame is designed to be used in a well-ventilated area. 6. The bed frame is designed to be used in a clean environment. 7. The bed frame is designed to be used in a safe environment. 8. The bed frame is designed to be used in a secure environment. 9. The bed frame is designed to be used in a protected environment. 10. The bed frame is designed to be used in a safe and secure environment.</p></div>	<p>Yaheetech 611805(TWIN) Bed Frame Assembly Instructions</p> <p>Comprehensive assembly instructions for the Yaheetech 611805(TWIN) bed frame. This guide provides step-by-step instructions, parts lists, and important safety information for assembling your new bed.</p>
<div data-bbox="127 535 295 770"><p>611340</p><p>1. Please read this instruction manual carefully before assembling the bed. 2. The bed frame is made of heavy-duty metal and is designed for long-term use. 3. The bed frame is designed to be used with a mattress of the same size. 4. The bed frame is designed to be used in a dry environment. 5. The bed frame is designed to be used in a well-ventilated area. 6. The bed frame is designed to be used in a clean environment. 7. The bed frame is designed to be used in a safe environment. 8. The bed frame is designed to be used in a secure environment. 9. The bed frame is designed to be used in a protected environment. 10. The bed frame is designed to be used in a safe and secure environment.</p></div>	<p>Yaheetech 611340 Bed Frame Assembly Instructions</p> <p>Comprehensive guide to assembling the Yaheetech 611340 bed frame. This manual provides step-by-step instructions, parts list, and safety information for easy installation of your metal bed with a wooden headboard.</p>
<div data-bbox="127 848 295 1084"><p>IMPORTANT/WICHTIG/ATENCIÓN IMPORTANT/IMPORTANTE</p><p>1. Please read this instruction manual carefully before assembling the bed. 2. The bed frame is made of heavy-duty metal and is designed for long-term use. 3. The bed frame is designed to be used with a mattress of the same size. 4. The bed frame is designed to be used in a dry environment. 5. The bed frame is designed to be used in a well-ventilated area. 6. The bed frame is designed to be used in a clean environment. 7. The bed frame is designed to be used in a safe environment. 8. The bed frame is designed to be used in a secure environment. 9. The bed frame is designed to be used in a protected environment. 10. The bed frame is designed to be used in a safe and secure environment.</p></div>	<p>Yaheetech Minimalist Metal Platform Bed Assembly Instructions</p> <p>Step-by-step assembly guide for the Yaheetech Minimalist Metal Platform Bed, featuring a detailed parts list, safety warnings, and clear instructions for putting together your bed frame.</p>
<div data-bbox="127 1162 295 1397"><p>IMPORTANT/WICHTIG/ATENCIÓN IMPORTANT/IMPORTANTE</p><p>1. Please read this instruction manual carefully before assembling the bed. 2. The bed frame is made of heavy-duty metal and is designed for long-term use. 3. The bed frame is designed to be used with a mattress of the same size. 4. The bed frame is designed to be used in a dry environment. 5. The bed frame is designed to be used in a well-ventilated area. 6. The bed frame is designed to be used in a clean environment. 7. The bed frame is designed to be used in a safe environment. 8. The bed frame is designed to be used in a secure environment. 9. The bed frame is designed to be used in a protected environment. 10. The bed frame is designed to be used in a safe and secure environment.</p></div>	<p>Yaheetech Metal Bed Frame Assembly Instructions Twin Size</p> <p>Detailed, step-by-step assembly instructions for the Yaheetech metal bed frame. Includes parts list, safety warnings, and assembly guidance.</p>
<div data-bbox="127 1476 295 1711"><p>Yaheetech</p><p>614202(135x190&140x200)/ 614060(Full&Queen)</p><p>1. Please read this instruction manual carefully before assembling the bed. 2. The bed frame is made of heavy-duty metal and is designed for long-term use. 3. The bed frame is designed to be used with a mattress of the same size. 4. The bed frame is designed to be used in a dry environment. 5. The bed frame is designed to be used in a well-ventilated area. 6. The bed frame is designed to be used in a clean environment. 7. The bed frame is designed to be used in a safe environment. 8. The bed frame is designed to be used in a secure environment. 9. The bed frame is designed to be used in a protected environment. 10. The bed frame is designed to be used in a safe and secure environment.</p></div>	<p>Yaheetech 614202/614060 Bed Frame Assembly Instructions</p> <p>Comprehensive assembly guide for the Yaheetech 614202 (135x190 & 140x200) and 614060 (Full & Queen) metal bed frame. Includes detailed steps, parts list, safety warnings, and contact information.</p>
<div data-bbox="127 1789 295 1912"><p>IMPORTANT</p><p>1. Please read this instruction manual carefully before assembling the bed. 2. The bed frame is made of heavy-duty metal and is designed for long-term use. 3. The bed frame is designed to be used with a mattress of the same size. 4. The bed frame is designed to be used in a dry environment. 5. The bed frame is designed to be used in a well-ventilated area. 6. The bed frame is designed to be used in a clean environment. 7. The bed frame is designed to be used in a safe environment. 8. The bed frame is designed to be used in a secure environment. 9. The bed frame is designed to be used in a protected environment. 10. The bed frame is designed to be used in a safe and secure environment.</p></div>	<p>Yaheetech Metal Twin Bed Frame (Model #591898) Assembly Instructions</p> <p>This document provides assembly instructions for the Yaheetech Metal Twin Bed Frame, Model #591898. It includes a parts list, step-by-step assembly diagrams with textual descriptions, and important safety warnings.</p>