

## Corelle 1147227

# Corelle Linen Weave 12pc Dinnerware Set Instruction Manual

## INTRODUCTION

Thank you for choosing the Corelle Linen Weave 12-piece dinnerware set. This manual provides essential information for the proper use, care, and maintenance of your new dinnerware. Designed for durability and style, this set is crafted from triple-layer Vitrelle glass, offering chip and break resistance for everyday use.

## PRODUCT OVERVIEW

The Corelle Linen Weave 12-piece dinnerware set provides service for four, featuring a versatile design with an embossed weave texture reminiscent of crisp linen. The set includes:

- 4 Dinner Plates
- 4 Salad Plates
- 4 Bowls



This image displays the complete Corelle Linen Weave 12-piece dinnerware set. It includes four large dinner plates, four smaller salad plates, and four deep bowls, all in a crisp white finish with a subtle embossed weave pattern. The items are stacked neatly, showcasing their space-saving design.

## SETUP

---

Before first use, wash all dinnerware items with warm, soapy water and rinse thoroughly. This will remove any manufacturing residues and prepare the items for food contact.

## OPERATING INSTRUCTIONS

---

Corelle Vitrelle glass dinnerware is designed for convenience and versatility:

- **Microwave Safe:** Corelle plates and bowls can be used for serving and reheating food in microwaves.
- **Oven Safe:** Items are safe for use in pre-heated conventional ovens up to 350° F (176° C). To warm empty dinnerware for serving, use pre-heated conventional ovens only.
- **Freezer Safe:** Suitable for storing food in the freezer.
- **Space-Saving Design:** The sleek, super lightweight, and ultra-stackable plates and bowls are designed for efficient storage.

## MAINTENANCE AND CARE

---

To ensure the longevity and appearance of your Corelle dinnerware, follow these care instructions:

- **Dishwasher Safe:** Wash Corelle dinnerware items by hand or in an automatic dishwasher. Load items to avoid bumping against other items during the cycle.
- **Cleaning Marks:** To remove gray or rust marks, clean with a non-abrasive cleanser. If scouring is necessary, use only plastic or nylon cleaning pads with non-abrasive cleansers.
- **Mugs (if applicable):** Porcelain and stoneware mugs (not included in this specific Vitrelle set, but generally for Corelle products) are microwavable. DO NOT allow stoneware or porcelain mugs to soak/stand in water for an extended period of time, as applied heat after soaking may cause glaze cracking.

## TROUBLESHOOTING AND WARNINGS

**Failure to follow the warnings below may cause an item to break or shatter immediately or later, resulting in personal injury or property damage.**

- **Intended Use:** Corelle glass dinnerware is intended for normal household use only. It is not intended for camping, industrial, or commercial use.
- **Direct Heat:** DO NOT USE ON STOVETOP, under a broiler/griller, under a microwave browning element, in a toaster oven, or on or near any other direct heating source such as range heat vents, pilot lights, open flames, etc.
- **Sudden Temperature Changes:** AVOID SUDDEN TEMPERATURE CHANGES. DO NOT add liquid to a hot item, place a hot item on a wet surface, or handle with a wet or cold cloth. These sudden temperature changes may cause the item to break or shatter. Handle hot items with a dry cloth or potholder.
- **Microwave Use:** DO NOT use to microwave popcorn or to hold or support popcorn bags, microwave convenience foods with special browning wrappers, etc. Some convenience food packaging is designed to heat rapidly in a microwave oven and may cause breakage. DO NOT heat an empty vessel in a microwave oven; it may become too hot to handle, crack, or break. DO NOT heat a small amount of food in a larger dish in a microwave oven; it may become too hot to handle, crack, or break. DO NOT overheat oil or butter in the microwave; use the minimum amount of cooking time.
- **Damaged Items:** DO NOT use or repair any item that is chipped, cracked, or severely scratched. Damaged items may break or shatter without warning.
- **Abuse:** DO NOT abuse by dropping or hitting against a hard object.
- **Abrasive Cleaners:** DO NOT use abrasive cleansers, scouring pads, or any object that will scratch items.
- **Stoneware (if applicable):** Place stoneware items on a dry placemat or tablecloth to avoid scratching surfaces. The bottom of stoneware items may be rough.
- **Discontinue Use:** DISCONTINUE USE SHOULD ANY ITEM BE MISUSED IN ANY MANNER AS STATED ABOVE, AS DAMAGED ITEMS MAY BREAK WITHOUT WARNING.

## SPECIFICATIONS

Brand	Corelle
Model Number	1147227
Material	Vitrelle (Chip Resistant Glass)
Color	White



<b>Pattern</b>	Linen Weave (Embossed)
<b>Number of Pieces</b>	12 (Service for 4)
<b>Product Dimensions</b>	11.85 x 11.3 x 5.31 inches
<b>Item Weight</b>	8 Pounds
<b>Finish Type</b>	Glossy
<b>UPC</b>	071160151840




## WARRANTY AND SUPPORT

Corelle Brands LLC offers a **3-year limited warranty** on Corelle Vitrelle glass dinnerware.

- **Coverage:** Corelle Brands LLC will replace any item of Corelle Vitrelle glass dinnerware that should crack, break, or chip within THREE YEARS from the date of purchase.
- **Exclusions:** Porcelain and stoneware mugs are NOT included in this warranty.
- **Replacement:** If the exact item is not available, it will be replaced with a comparable item.
- **Conditions:** This warranty only applies to products damaged during normal household use. It does not cover damage resulting from misuse, negligence, accidental breakage, or attempted repair. For this warranty to apply, the owner must follow the Safety, Use & Care instructions provided in this manual.
- **Claim Process:** If you wish to make a warranty claim, contact the Corelle Brands Customer Care Center. KEEP THE PRODUCT, as you may be asked to return it.
- **Limitations:** Incidental and consequential damages are expressly excluded from this warranty. Some jurisdictions do not allow this exclusion or limitation, so the above may not apply to you. This warranty gives you specific legal rights. You also may have other rights, which vary.

## Related Documents - 1147227

	<p><a href="#">Corelle DuraNano Cookware: Use &amp; Care Manual</a></p> <p>Comprehensive guide to using, cleaning, and maintaining Corelle DuraNano cookware for optimal performance and longevity. Includes safety instructions, seasoning, and warranty information.</p>
	<p><a href="#">Corelle Product Warranty Information and Support</a></p> <p>Details on Corelle Brands warranty for glass dinnerware and plastic lids, including how to resolve problems and warranty terms. Visit <a href="http://www.corelle.com">www.corelle.com</a> for complete details.</p>

 <p>The image shows the cover of the Instant Air Purifier User Manual. It features a black Instant Air Purifier unit on a teal background. The text on the cover includes 'Instant AIR PURIFIER', 'AP100, AP200 &amp; AP300 Models', and a list of contents: 'User Manual', 'Safety Warnings', 'Setup Instructions', 'Operation Details', 'Maintenance Guidelines', 'Troubleshooting Tips', and 'Warranty Information'.</p>	<p><a href="#">Instant Air Purifier AP100, AP200, AP300 User Manual</a></p> <p>Comprehensive user manual for Instant Air Purifier models AP100, AP200, and AP300. Includes safety warnings, setup instructions, operation details, maintenance guidelines, troubleshooting tips, and warranty information.</p>
 <p>The image shows the cover of the Instant Vortex Plus ClearCook Air Fryer 5.7L: Get Started Guide. It has a red background with the text 'get started' in a white script font. Below it, it says 'INSTANT VORTEX PLUS CLEARCOOK AIR FRYER 5.7L WITH TRAP &amp; EXTRACT FILTERS' and the Instant logo.</p>	<p><a href="#">Instant Vortex Plus ClearCook Air Fryer 5.7L: Get Started Guide</a></p> <p>User guide for the Instant Vortex Plus ClearCook Air Fryer 5.7L, covering setup, operation, smart programmes, cleaning, and specifications. Learn how to use your air fryer for delicious, healthy meals.</p>
 <p>This is a duplicate of the first image, showing the cover of the Instant Air Purifier User Manual for models AP100, AP200, and AP300.</p>	<p><a href="#">Instant Air Purifier AP100, AP200, AP300: User Manual, Features, and Support</a></p> <p>Comprehensive user manual for Instant Air Purifier models AP100, AP200, and AP300. Learn about safety, setup, operation, maintenance, troubleshooting, and warranty from Instant Brands.</p>