

Manuals.plus /

› Yeamon /

› Yeamon Portable Cordless Heating Pad User Manual (Model US-NGB)

Yeamon US-NGB

Yeamon Portable Cordless Heating Pad User Manual

Model: US-NGB

1. INTRODUCTION

Thank you for choosing the Yeamon Portable Cordless Heating Pad. This device is designed to provide targeted heat and vibration massage for relief from muscle aches, joint stiffness, and menstrual cramps. Its portable and cordless design allows for use in various settings, ensuring comfort and convenience.



The Yeamon Portable Cordless Heating Pad, featuring a sleek green design and adjustable strap.

2. SAFETY INFORMATION

Please read all safety instructions carefully before using the device to ensure safe and effective operation.

- Avoid prolonged use to prevent skin burns.
- Keep the device away from flammable materials.
- Do not use the device while sleeping without activating the automatic shut-off feature.
- If you experience any discomfort or adverse reactions, discontinue use immediately.

- This product is not intended to diagnose, treat, cure, or prevent any disease or health condition. Consult a healthcare professional for medical advice.

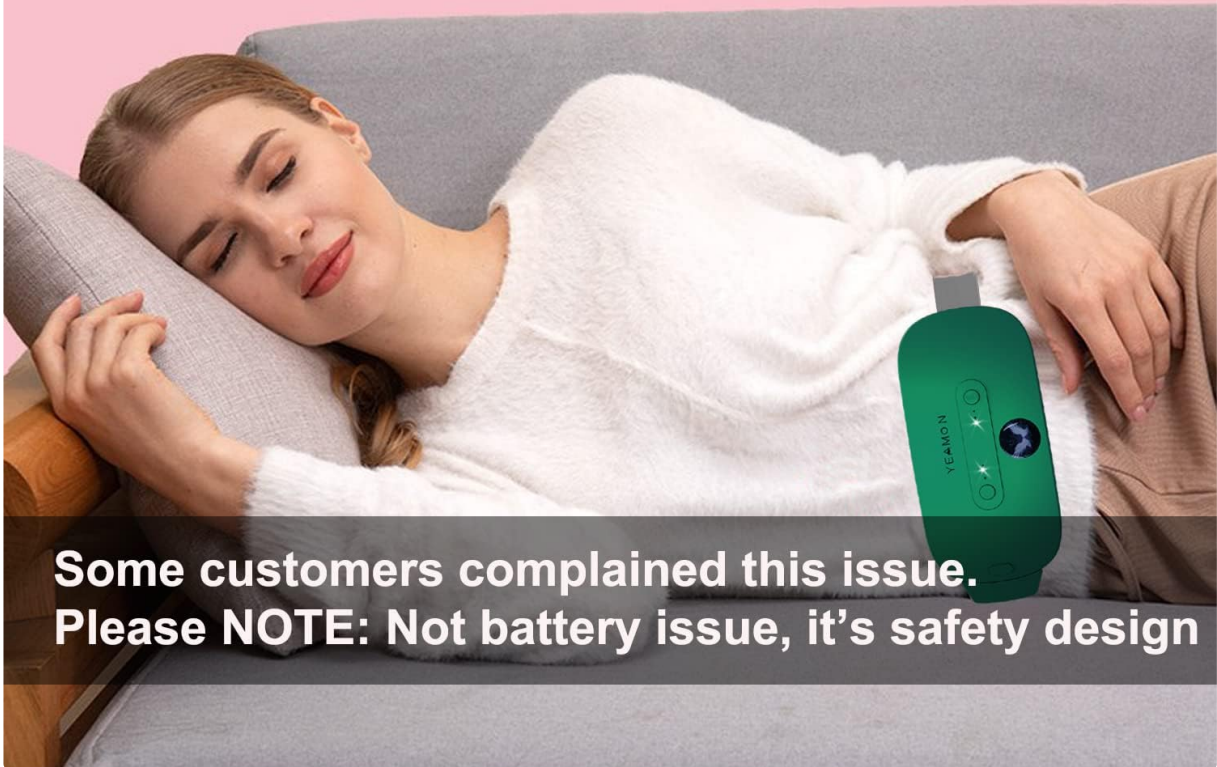
Safety is most important

Automatic shut down design

! It would shut down automatically after 30 Min. working.

It can avoid potential accident, even you fall sleep during using process.

If you want to continue using it, just **turn it on again.**



**Some customers complained this issue.
Please NOTE: Not battery issue, it's safety design**

For user safety, the device automatically powers off after 30 minutes of inactivity. To continue use, simply power it on again.

3. PRODUCT FEATURES

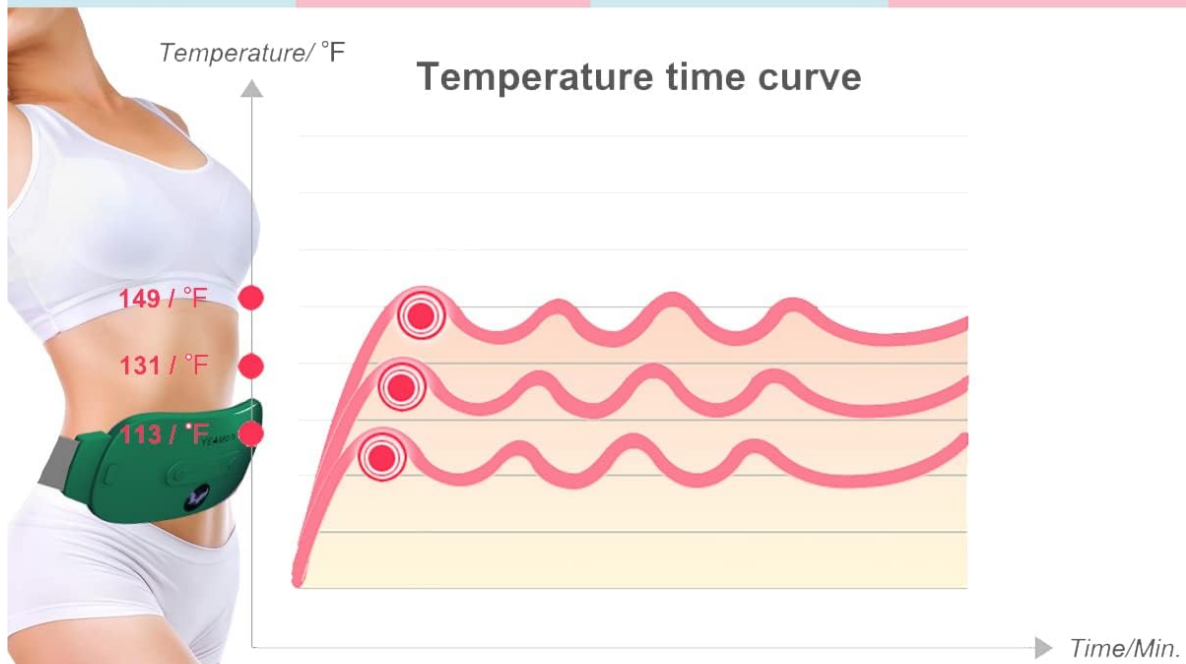
The Yeamon Portable Cordless Heating Pad is equipped with several features designed for user comfort and effectiveness:

- **Adjustable Heat Levels:** Three distinct temperature settings (113°F, 131°F, 149°F) for customized warmth.
- **Vibration Massage Modes:** Three high-frequency vibration patterns (continuous, short interval, long interval) to enhance relief.
- **Automatic Shut-off:** The device automatically turns off after 30 minutes of inactivity to ensure safety.
- **Ergonomic Design:** Features a soft, comfortable contact surface that dissipates heat evenly.
- **Adjustable Waistband:** An elastic belt that can extend up to 50 inches, suitable for various waist sizes.
- **USB Charging:** Convenient and portable charging via USB.



Smart Constant Temperature

3 adjustable heating temperatures



This device will make too much heat. We suggest, putting a piece cloth between device and your belly.

The heating pad offers three adjustable temperature settings for personalized comfort and relief.

Three High-frequency Vibration Massage Modes

Relieve cramps pain

No interval vibration | Short interval vibration | Long interval vibration



Mode 1




Mode 2



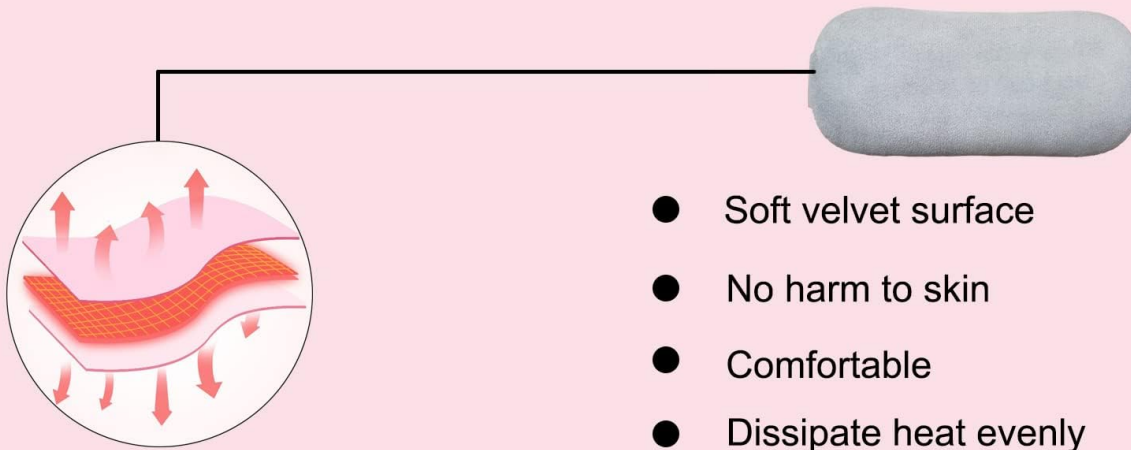
Mode 3



Choose from three vibration massage modes to help alleviate discomfort: continuous, short interval, and long interval.



- Elastic and adjustable belt
- In forced condition, it can get 50 " which suits for 24 to 57 " waistline



- Soft velvet surface
- No harm to skin
- Comfortable
- Dissipate heat evenly

The heating pad features an elastic, adjustable belt accommodating waistlines up to 50 inches, and a soft velvet surface for comfortable, even heat distribution.

4. SETUP

Before initial use, ensure the device is fully charged. Connect the provided USB cable to the charging port on the device and to a compatible USB power source (e.g., wall adapter, computer USB port). The charging indicator light will show the charging status.



The device is charged via a USB port. Ensure the device is fully charged before use for optimal performance.

5. OPERATING INSTRUCTIONS

To use the heating pad, follow these steps:

1. **Wear the Device:** Place the heating pad on your waist or belly area and adjust the elastic belt for a comfortable and secure fit.
2. **Power On:** Press and hold the power button (usually marked with a power symbol) for a few seconds to turn on the device.
3. **Adjust Heat Settings:** Press the temperature button (usually marked with a thermometer symbol) to cycle through the three heat levels. Indicator lights will show the selected level. It is recommended to start with the lowest setting and adjust as needed.
4. **Select Vibration Mode:** Press the power button briefly to cycle through the three high-frequency vibration massage modes. Indicator lights will show the selected mode.
5. **Automatic Shut-off:** The device will automatically turn off after 30 minutes of inactivity. If you wish to continue using it, simply press the power button again to restart.
6. **Power Off:** Press and hold the power button for a few seconds to turn off the device when finished.



The power button controls device activation and vibration modes. Indicator lights show the selected vibration intensity.



The temperature button adjusts heat levels. Indicator lights display the current heat setting.

6. MAINTENANCE

To ensure the longevity and proper functioning of your Yeamon Portable Cordless Heating Pad, follow these maintenance guidelines:

- **Cleaning:** Disconnect the device from any power source before cleaning. Wipe the surface with a soft, damp cloth. Do not immerse the device in water or use harsh chemical cleaners.
- **Storage:** Store the device in a cool, dry place away from direct sunlight and extreme temperatures. Ensure the belt is not tightly folded or creased for extended periods.
- **Battery Care:** For optimal battery life, avoid fully discharging the battery frequently. Charge the device regularly, even if not in use for extended periods.

7. TROUBLESHOOTING

If you encounter any issues with your heating pad, refer to the following common troubleshooting tips:

- **Device Not Turning On:** Ensure the device is fully charged. Connect it to a power source and allow it to charge for at least 30 minutes before attempting to power on again.
- **No Heat/Vibration:** Check if the device is powered on and if the respective heat/vibration modes are selected. If the battery is low, the device may not operate at full capacity.
- **Automatic Shut-off Too Soon:** The device has a built-in 30-minute inactivity shut-off for safety. This is normal operation. Simply restart the device if you wish to continue use.
- **Charging Issues:** Ensure the USB cable and power adapter are functioning correctly. Try using a different cable or power source.

If the problem persists after attempting these steps, please contact customer support.

8. SPECIFICATIONS

Model Number	US-NGB
Brand	Yeamon
Material	Acrylonitrile Butadiene Styrene (ABS), Velvet
Power Source	1 Lithium Polymer battery (included)
Input Voltage	5 volts DC
Heat Levels	3 (approx. 113°F, 131°F, 149°F)
Vibration Modes	3 (continuous, short interval, long interval)
Automatic Shut-off	30 minutes of inactivity
Adjustable Waistband	Up to 50 inches
Item Weight	0.33 Kilograms (11.68 ounces)
Package Dimensions	8.39 x 4.53 x 2.13 inches

9. WARRANTY AND SUPPORT

Yeamon products are manufactured with high-quality standards. For information regarding warranty coverage, please refer to the product packaging or contact Yeamon customer support directly.

For technical assistance, troubleshooting, or any inquiries, please visit the official Yeamon website or contact our customer service team:

- **Website:** Yeamon Official Store
- **Email:** Refer to product packaging for contact email.

