

Jxrev J51

Jxrev J51 Wireless Earbuds User Manual

Model: J51

1. INTRODUCTION

Thank you for choosing the Jxrev J51 Wireless Earbuds. This manual provides essential information for setting up, operating, and maintaining your earbuds to ensure a high-quality audio experience. Please read this manual thoroughly before use and retain it for future reference.

2. PACKAGE CONTENTS

Verify that all items are present in your package:

- Jxrev J51 Wireless Earbuds (Left and Right)
- Charging Case
- USB-C Charging Cable
- User Manual



Image: Contents of the Jxrev J51 Wireless Earbuds package.

3. PRODUCT OVERVIEW

The Jxrev J51 Wireless Earbuds are designed for a comfortable fit and high-quality audio. They feature

Bluetooth 5.4 technology for stable connections, 13mm dynamic drivers for clear sound, and an integrated noise-cancelling microphone for calls.



Image: Jxrev J51 Wireless Earbuds and Charging Case.

Key Features:

- **Bluetooth 5.4:** Ensures a stable, low-latency wireless connection.
- **13mm Dynamic Drivers:** Deliver impressive Hi-Fi stereo sound with deep bass.
- **Noise-Cancelling Microphone:** Provides clear call quality.
- **IP7 Waterproof Rating:** Offers protection against splashes and sweat.
- **Ultra-Lightweight Design:** Each earbud weighs approximately 3g for comfortable wear.

The New **5.3** Chip & Noise Cancelling Mic

15m

DELAY 60 ms



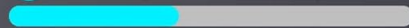
More stable connection



Longer transmission range



Lower power consumption



Lower latency


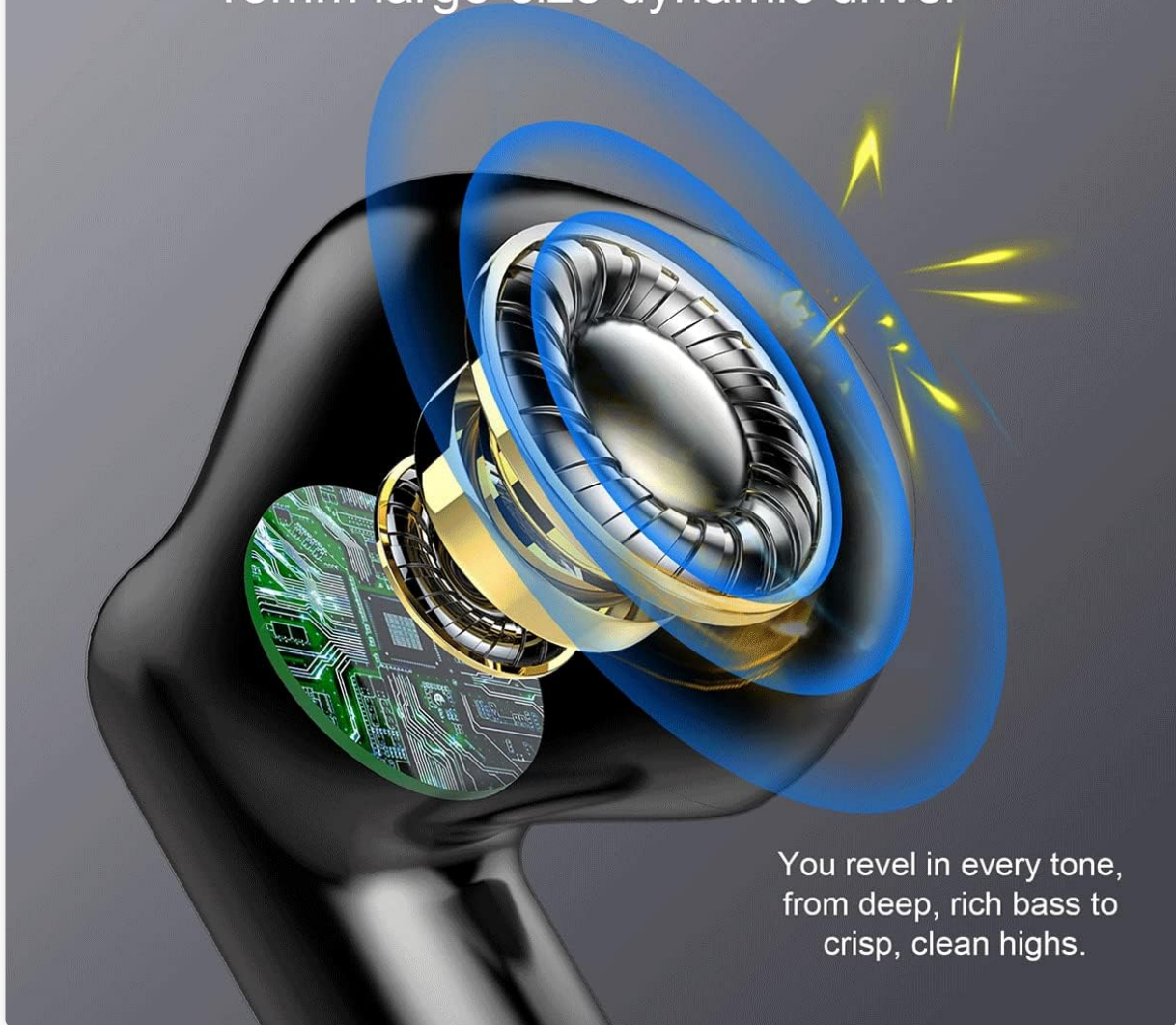


Image: Earbud internal components, illustrating Bluetooth 5.4 technology and noise-cancelling mic.

Crystal Clear Sound

13mm large-size dynamic driver



You revel in every tone,
from deep, rich bass to
crisp, clean highs.

Image: 13mm large-size dynamic driver for enhanced audio.

4. SETUP

4.1 Charging the Earbuds and Case

Before first use, fully charge the earbuds and charging case.

1. Place the earbuds into the charging case. Ensure they are correctly seated.
2. Connect the USB-C charging cable to the charging port on the case and to a power source.
3. The indicator light on the charging case will show charging status. A full charge for the case takes approximately 1 hour.
4. Once fully charged, disconnect the cable. The earbuds provide 6-8 hours of playtime on a single charge, with the charging case extending total playtime to 32 hours.

Tiny but Powerful

With charging case 32Hrs, 6-8Hrs playtime and 1Hr charging time



6-8 hrs



32 hrs



Type-C



Image: Charging and battery life overview.

4.2 Pairing with Your Device

The earbuds feature one-step pairing for convenience.

1. Ensure your device's Bluetooth is enabled.
2. Open the charging case. The earbuds will automatically power on and enter pairing mode.
3. On your device, search for Bluetooth devices and select "J51" from the list.
4. Once connected, the earbuds will automatically connect to your device whenever you open the charging case.

One-step Pairing

Auto on, auto connected when open the case.
Provide faster wireless connection to your devices



Single mode



Binaural mode



Sharing mode

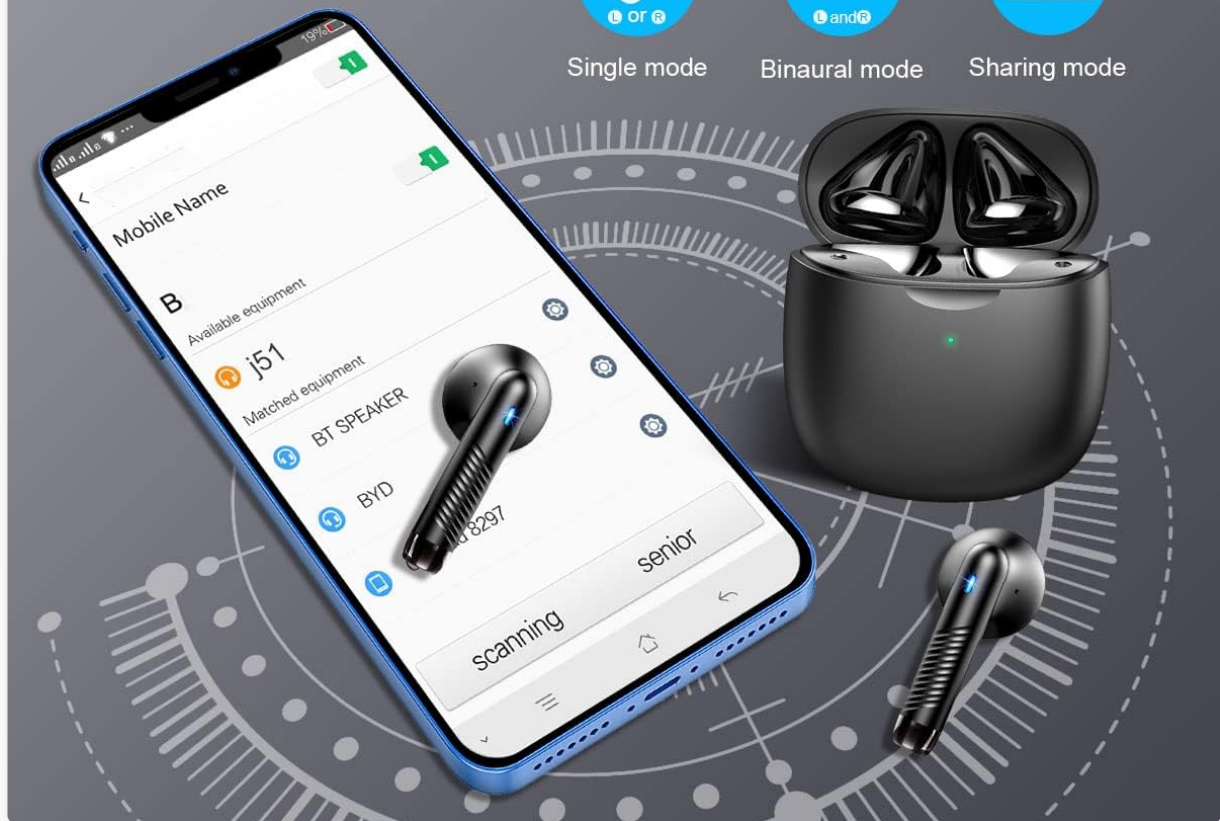


Image: Bluetooth pairing process on a smartphone.

5. OPERATING INSTRUCTIONS

5.1 Power On/Off

- **Power On:** Open the charging case, and the earbuds will power on automatically.
- **Power Off:** Place the earbuds back into the charging case and close the lid. They will power off automatically.

5.2 Wearing the Earbuds

Insert the earbuds into your ears and adjust them for a secure and comfortable fit. The lightweight design (3g per earbud) ensures comfort during extended use and physical activity.

Light & Portable

Only 3g single earbud and sleek pocket-sized charging case

3g



Image: Man demonstrating the lightweight and portable design.



Image: Earbuds worn during exercise.

5.3 Touch Controls

The earbuds feature intuitive touch controls on the stem of each earbud.

Action	Left Earbud	Right Earbud
Play/Pause	Double Tap	Double Tap
Next Song	N/A	Hold 2 seconds
Previous Song	Hold 2 seconds	N/A
Volume Up	N/A	Single Tap
Volume Down	Single Tap	N/A
Answer/End Call	Double Tap	Double Tap
Reject Call	Hold 2 seconds	Hold 2 seconds
Activate Voice Assistant	Triple Tap	Triple Tap



Image: Detailed touch control functions.

5.4 Call Functions

The built-in noise-cancelling microphone ensures clear conversations, even in noisy environments.



Image: Noise-cancelling microphone for clear calls.

6. MAINTENANCE

6.1 Cleaning

- Regularly clean the earbuds and charging case with a soft, dry, lint-free cloth.
- Do not use abrasive cleaners, alcohol, or chemical solvents.
- Ensure charging contacts on both earbuds and case are clean and dry.

6.2 Storage

- When not in use, store the earbuds in their charging case to protect them and keep them charged.
- Store in a cool, dry place away from extreme temperatures.

6.3 Water Resistance (IP7)

The Jxrev J51 earbuds are IP7 waterproof, meaning they are protected against temporary immersion in water (up to 1 meter for 30 minutes). They are sweat-resistant and splashproof, making them suitable for sports and outdoor activities. However, they are not designed for swimming or prolonged water immersion. Ensure earbuds are dry before placing them back in the charging case.

7. TROUBLESHOOTING

If you encounter issues, refer to the following common problems and solutions:

- **Earbuds not pairing:**
Ensure earbuds are charged. Turn off and on your device's Bluetooth. Place earbuds back in the case, close, then reopen to re-enter pairing mode.
- **Only one earbud working:**
Try resetting the earbuds (refer to specific reset instructions if available, otherwise place both in case, close, then reopen). Ensure both earbuds are charged.
- **No sound or low volume:**
Check device volume. Ensure earbuds are properly connected. Clean any debris from earbud speakers.
- **Connection drops frequently:**

Ensure no obstructions between earbuds and device. Move closer to your device. Avoid environments with strong Wi-Fi or other wireless interference.

- **Charging case not charging:**
Check USB-C cable and power adapter. Ensure the cable is securely connected.

If problems persist, please contact customer support.

8. SPECIFICATIONS

Feature	Specification
Model Name	J51
Connectivity Technology	Wireless (Bluetooth)
Bluetooth Version	5.4
Bluetooth Range	10 Meters
Audio Driver Size	13 Millimeters
Frequency Range	20 Hz - 20,000 Hz
Sensitivity	35 dB
Battery Life (Single Charge)	6-8 Hours
Total Playtime (with Case)	32 Hours
Charging Time	1 Hour (Case)
Charging Port	USB C
Water Resistance Level	IP7 Waterproof
Earbud Weight	Approximately 3g
Control Type	Touch Control
Compatible Devices	iOS and Android smartphones or tablets

9. SAFETY INFORMATION






WARNING: Choking Hazard - Small Parts.Keep out of reach of small children.


- Do not disassemble, repair, or modify the product.
- Avoid exposing the product to extreme temperatures, direct sunlight, or fire.
- Do not use the earbuds at high volume for extended periods to prevent hearing damage.
- Use only the provided charging cable or a certified equivalent.

10. WARRANTY AND SUPPORT

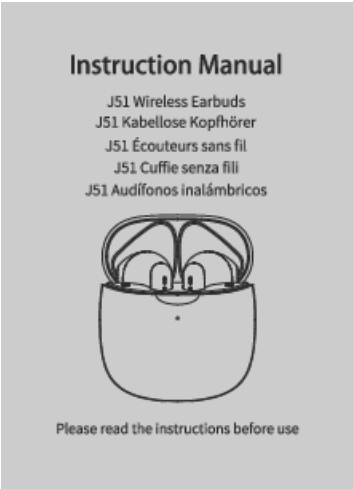
For warranty information or technical support, please refer to the product packaging or contact Jxrev customer service through the retailer where the product was purchased. Please have your model number (J51) and purchase details available.

Related Documents - J51

<p>Instruction Manual</p> <p>J51 Wireless Earbuds J51 Kabellose Kopfhörer J51 Écouteurs sans fil J51 Cuffie senza fili J51 Audífonos inalámbricos</p>  <p>Please read the instructions before use</p>	<p>J51 Wireless Earbuds Instruction Manual</p> <p>Comprehensive instruction manual for J51 Wireless Earbuds, covering Bluetooth connectivity, touch controls, troubleshooting, specifications, and warranty activation. Learn how to connect, operate, and maintain your J51 earbuds for optimal performance.</p>
<p>Instruction Manual</p> <p>J51 Wireless Earbuds J51 Kabellose Kopfhörer J51 Écouteurs sans fil J51 Cuffie senza fili J51 Audífonos inalámbricos</p>  <p>Please read the instructions before use</p>	<p>J51 Wireless Earbuds Instruction Manual</p> <p>A comprehensive guide for the J51 Wireless Earbuds, covering activation, connection, operation, troubleshooting, and technical specifications. Learn how to pair, reset, control music and calls, and resolve common issues.</p>
<p>Instruction Manual</p> <p>J51 Wireless Earbuds J51 Kabellose Kopfhörer J51 Écouteurs sans fil J51 Cuffie senza fili J51 Audífonos inalámbricos</p>  <p>Please read the instructions before use</p>	<p>J51 Wireless Earbuds Instruction Manual</p> <p>Comprehensive instruction manual for J51 Wireless Earbuds, covering Bluetooth connectivity, touch controls, troubleshooting, specifications, and warranty activation. Learn how to connect, operate, and maintain your J51 earbuds for optimal performance.</p>
<p>Instruction Manual</p> <p>J51 Wireless Earbuds J51 Kabellose Kopfhörer J51 Écouteurs sans fil J51 Cuffie senza fili J51 Audífonos inalámbricos</p>  <p>Please read the instructions before use</p>	<p>J51 Wireless Earbuds Instruction Manual</p> <p>A comprehensive guide for the J51 Wireless Earbuds, covering activation, connection, operation, troubleshooting, and technical specifications. Learn how to pair, reset, control music and calls, and resolve common issues.</p>
	<p>J51 Bluetooth Earbuds User Manual</p> <p>User manual for the J51 Bluetooth earbuds, detailing specifications, features, and operation. Includes FCC compliance information.</p>

	<p>Multi-Function Food Processor User Manual and Safety Guide</p> <p>Comprehensive user manual for the Multi-Function Food Processor (Model HS-J51), detailing parts, safety instructions, usage, cleaning, troubleshooting, and environmental disposal.</p>
---	--

Documents - Jxrev – J51

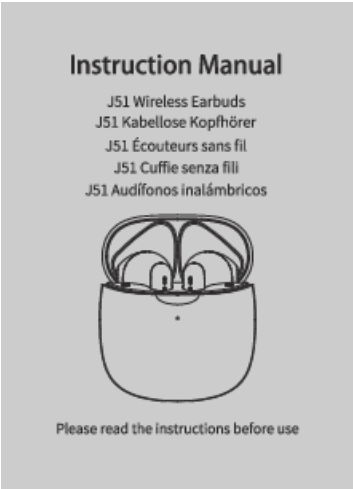


[\[pdf\]](#) User Manual

Jxrev Earbuds Instruction Manual thejxrev jxrev j51 earbuds instruction manualjxrev manualthejxrev manual |||

04 14 09 19 24 3 Permanent replacement of damaged, defective item or missing components. Please activate via email below within 15 days. earbudsvip19 gmail.com
4 5 6 7 8 Dauerhafter Ersatz beschdigter, defekter Artikel oder fehlende Komponenten. Bitte aktivieren Sie Ihre Ohrstpsel inne...

lang:it score:51 filesize: 4.03 M page_count: 28 document date: 2024-04-22



[J51 Wireless Earbuds Instruction Manual](#)

Comprehensive instruction manual for J51 Wireless Earbuds, covering Bluetooth connectivity, touch controls, troubleshooting, specifications, and warranty activation. Learn how to connect, operate, and maintain your J51 earbuds for optimal performance.

lang:it score:40 filesize: 4.03 M page_count: 28 document date: 2024-04-22