

## Amazon Echo Spot (2024 release)

# Amazon Echo Spot User Manual

Your Smart Alarm Clock with Alexa

## 1. INTRODUCTION

The Amazon Echo Spot is a versatile smart alarm clock designed to enhance your daily routine. Featuring a vibrant display and rich sound, it integrates seamlessly with Alexa to provide information, entertainment, and smart home control. Its compact design makes it ideal for various locations, including nightstands, offices, and kitchens.

# echo spot

Add Alexa to your nightstand



Music



Display



Smart Home



Alarms



Privacy

The Amazon Echo Spot in Ocean Blue, showcasing its primary functions: music playback, customizable display, smart home integration, alarm capabilities, and privacy features.

## 2. GETTING STARTED: SETUP

Setting up your Echo Spot is a straightforward process designed for ease of use. Ensure you have a stable Wi-Fi connection and the Alexa app installed on your mobile device.

### 2.1. What's in the Box

- Echo Spot device
- Power adapter (15W)
- Quick Start Guide

### 2.2. Initial Setup Steps

1. **Plug In Your Echo Spot:** Connect the power adapter to your Echo Spot and plug it into a wall outlet. The device will power on automatically.
2. **Connect to Wi-Fi:** Follow the on-screen instructions on your Echo Spot to select your Wi-Fi network and enter the password. The device supports dual-band Wi-Fi (2.4 GHz and 5 GHz).
3. **Download the Alexa App:** If you haven't already, download the Amazon Alexa app from your device's app store (compatible with Fire OS, Android, and iOS devices).
4. **Sign In to Your Amazon Account:** Open the Alexa app and sign in with your Amazon account credentials.
5. **Complete Setup in App:** The app will guide you through the remaining setup steps, including linking your device, personalizing settings, and enabling skills.

The Echo Spot utilizes Amazon's simple Wi-Fi setup technology for a seamless connection experience.

## 3. OPERATING YOUR ECHO SPOT

---

The Echo Spot offers a range of functionalities controlled primarily by voice commands to Alexa and touch interactions on its display.

### 3.1. Time and Display Features

The 2.83-inch touch screen provides glanceable information and allows for personalization.

- **Customizable Clock Faces:** Personalize your display with various clock styles and colors.
- **Weather Updates:** See current weather conditions and forecasts at a glance.
- **Reminders and Alarms:** View upcoming reminders and manage alarms directly on the screen.



## Check time, weather, and more at a glance

The Echo Spot's display provides immediate access to time, weather, and other essential information.

### 3.2. Audio and Music Playback

Enjoy rich, vibrant sound from the built-in speaker. The Echo Spot supports streaming from various music services.

- **Voice Control:** Ask Alexa to play music, podcasts, or audiobooks from your preferred services.
- **On-Screen Control:** See song titles and control playback (play, pause, skip) directly on the touch screen.
- **Bluetooth Connectivity:** Stream audio from your mobile device to the Echo Spot or connect the Echo Spot to an external Bluetooth speaker.



## Enjoy big vibrant sound, deep bass, and clear vocals

The Echo Spot delivers clear vocals and deep bass for an immersive audio experience.

### 3.3. Alarms and Routines

Use Alexa to manage your schedule and automate daily tasks.

- **Setting Alarms:** Simply say, "Alexa, set an alarm for [time]." You can also set recurring alarms.
- **Smart Routines:** Create custom routines in the Alexa app to automate actions, such as playing music and gradually increasing light to wake you up.





“Alexa, set an alarm for  
7 AM tomorrow.”

Setting an alarm on the Echo Spot is as simple as a voice command.

### 3.4. Smart Home Control

The Echo Spot serves as a central hub for your compatible smart home devices.

- **Voice Control:** Ask Alexa to turn lights on/off, adjust thermostats, or control other connected devices.
- **Touch Control:** Use the touch screen to manage smart home devices with a tap.
- **Routines with Motion Detection:** Create advanced routines that trigger actions based on motion detected by compatible devices.



## Control your compatible smart home devices

Manage your smart home devices conveniently through the Echo Spot's display or voice commands.

### 3.5. Privacy Features

Amazon has implemented multiple layers of privacy controls to protect your personal information.

- **Microphone Off Button:** A physical button on the device allows you to electronically disconnect the microphones for complete privacy.
- **Streaming Indicators:** Visual indicators show when Alexa is processing your request.
- **Voice Recording Management:** You can view, listen to, and delete your voice recordings through the Alexa app.



## Privacy with one push

### Press the mic off button to disconnect the microphones

The microphone off button provides a quick way to ensure privacy.

#### 4. MAINTENANCE

To ensure the longevity and optimal performance of your Amazon Echo Spot, follow these simple maintenance guidelines:

- **Cleaning:** Use a soft, lint-free cloth to gently wipe the screen and exterior of the device. Avoid abrasive cleaners, solvents, or aerosol sprays. Do not spray cleaners directly onto the device.
- **Placement:** Place your Echo Spot on a stable, flat surface away from direct sunlight, heat sources, and excessive moisture. Ensure adequate ventilation around the device.
- **Software Updates:** Your Echo Spot automatically receives software security updates. Ensure your device is connected to Wi-Fi to receive these updates, which improve performance and add new features.
- **Power Management:** Use only the provided power adapter. Disconnect the power adapter during lightning storms or when unused for extended periods.



## 5. TROUBLESHOOTING

If you encounter issues with your Echo Spot, try the following troubleshooting steps:

### 5.1. Common Issues and Solutions

Issue	Solution
<b>Device Not Responding:</b> Alexa is not responding to voice commands or the screen is frozen.	Ensure the microphone is not muted (red light on mic button). Try unplugging the device from the power outlet, waiting 30 seconds, and plugging it back in.
<b>Wi-Fi Connectivity Problems:</b> Device cannot connect to Wi-Fi or frequently disconnects.	Check your Wi-Fi password. Ensure the device is within range of your router. Restart your router and the Echo Spot. Avoid connecting to ad-hoc networks.
<b>Poor Audio Quality:</b> Sound is distorted or too low.	Adjust the volume using voice commands or the on-screen controls. Ensure the device is not placed in an enclosed space that might muffle sound. If connected to Bluetooth, try disconnecting and reconnecting.
<b>Alexa Not Understanding Commands:</b> Alexa frequently misinterprets requests.	Speak clearly and directly to the device. Reduce background noise. Ensure your device's language setting matches your spoken language (English or Spanish).

For further assistance, refer to the [Amazon Echo Support pages](#) or contact Amazon Customer Service.

## 6. SPECIFICATIONS

Feature	Detail
Model Name	Echo Spot (2024 release)
Dimensions (H x W x D)	4.4" x 4.5" x 4.1" (111mm x 113mm x 103mm)
Weight	14.3 oz (405g)
Display	2.83" touch screen (240x320px) with half-circle tinted cover glass
Camera	No camera
Audio	Full range 1.73" built-in speaker, Lossless High Definition
Processor	MT8519

Feature	Detail
Memory	1GB DRAM + 8GB eMMC
Wi-Fi Connectivity	Dual-band Wi-Fi (802.11a/b/g/n/ac) 2.4 & 5 GHz
Bluetooth Connectivity	A2DP support for audio streaming, AVRCP for voice control of connected mobile devices
Language Support	English, Spanish
Smart Home Compatibility	Wi-Fi, Bluetooth Low Energy Mesh, Matter (Wi-Fi only)
Sustainability	Made from 36% recycled materials

## 7. WARRANTY AND SUPPORT

### 7.1. Limited Warranty

Your Amazon Echo Spot comes with a **1-year limited warranty and service** included. This warranty covers defects in materials and workmanship under normal use. For full terms and conditions, please refer to the documentation provided with your device or visit the official Amazon support website. Optional extended warranty plans (1-year, 2-year, and 3-year) are available for purchase separately for U.S. customers.

### 7.2. Software Security Updates

This device is guaranteed to receive software security updates for at least four years after its last availability for purchase as a new unit on Amazon websites. These updates are crucial for maintaining device security and functionality.







### 7.3. Customer Support

For technical support, warranty claims, or any other inquiries, please visit the Amazon Device Support page or contact Amazon Customer Service directly.

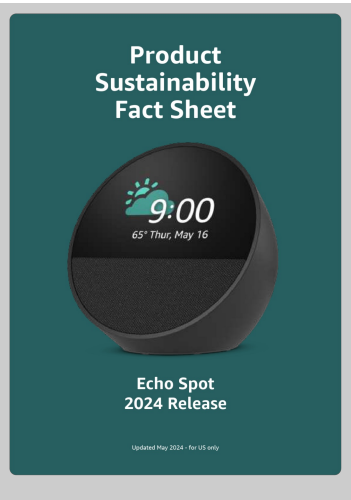
**Online Support:** [Amazon Device Support](#)

You can also manage your device settings and view voice recordings via the Alexa app or the [Manage Your Content and Devices](#) page.

© 2025 Amazon. All rights reserved. Amazon, Echo, Alexa, and all related logos are trademarks of Amazon.com, Inc. or its affiliates.

	<p><a href="#">Caséta by Lutron Works with Alexa for Smart Lighting Control</a></p> <p>Learn how to easily set up your Caséta by Lutron smart lighting system to work with Amazon Alexa for voice control. This guide details the steps to connect your Smart Bridge, download the Lutron App, and enable the Alexa skill.</p>
	<p><a href="#">Amazon Echo Spot Quick Start Guide</a></p> <p>A concise guide to setting up and using your Amazon Echo Spot, covering features, privacy, and support.</p>
	<p><a href="#">Amazon Alexa for Business Administration Guide: Setup, Management, and Features</a></p> <p>This administration guide provides comprehensive instructions for setting up, managing, and utilizing Amazon Alexa for Business. It covers device management, user enrollment, skill integration, security, and troubleshooting for enterprise environments.</p>
	<p><a href="#">Swann Security Amazon Alexa</a></p> <p>Swann Security      Amazon Alexa      Alexa</p>
	<p><a href="#">Swann Security Skill for Amazon Alexa: Setup Guide</a></p> <p>Learn how to connect your Swann security cameras with Amazon Alexa for voice control. This guide provides step-by-step instructions for enabling the Swann Security skill, discovering devices, and renaming cameras for seamless voice interaction with your smart home security system.</p>
	<p><a href="#">Swann Security with Amazon Alexa: Setup Guide</a></p> <p>A comprehensive guide to setting up and using Swann Security cameras with Amazon Alexa for voice control, including step-by-step instructions and tips for managing your smart home devices.</p>

Documents - Amazon – Echo Spot (2024 release)



[pdf] Accessories

Echo Spot 2024 Release anonymous m media amazon images G 01 kindle journeys Mml3ODZmYmQt |||

Product Sustainability Fact Sheet Echo Spot 2024 Release Updated May 2024 - for US only Designed for Sustainability We re working to make Amazon devices more sustainable--from how we build them to how customers use and eventually retire them. Carbon Footprint 48kg CO2e total carbon emissions Mat...

lang:en score:32 filesize: 8.42 M page\_count: 9 document date: 2024-04-18

