

Manuals+

[Q & A](#) | [Deep Search](#) | [Upload](#)

manuals.plus /

- › [Casely](#) /
- › [Casely Power Pod User Manual](#)

Casely E33A

Casely Power Pod User Manual

Model: E33A

PRODUCT OVERVIEW

The Casely Power Pod is a MagSafe compatible battery pack designed to provide portable wireless charging for your devices. Featuring a unique Spot On Dotted Animal Print, this 5,000 mAh power bank combines style with functionality. Its slim and compact design ensures easy portability and convenient use.



Image: The Casely Power Pod, showcasing its distinctive dotted animal print design.

WHAT'S INCLUDED

Your Casely Power Pod package includes the following items:

- Casely 15W Magnetic Battery (Power Pod)
- 23.6 inch (60 cm) USB to USB-C cable
- Welcome Guide
- Adhesive Magnetic Ring (for non-MagSafe devices)

SETUP AND COMPATIBILITY

The Casely Power Pod is designed for broad compatibility with various devices. Understanding its magnetic and wireless charging capabilities is key to optimal use.

MagSafe Compatibility

The Power Pod features a built-in magnet for seamless attachment to MagSafe compatible devices. This ensures perfect alignment for efficient wireless charging.

- **Compatible Devices:** iPhone 12 and later models.
- **Case Requirement:** For optimal magnetic attachment, use with a MagSafe compatible case.



Image: The Power Pod securely attached to various iPhone models, demonstrating its magnetic connection.



Image: The Power Pod's compact size allows it to fit well on various iPhone models, from smaller to larger.



Image: A side view illustrating the slim profile of the Power Pod when attached to an iPhone.



Image: An exploded diagram showing the iPhone, a MagSafe case, and the Power Pod, illustrating the connection sequence.

Non-MagSafe Device Compatibility

For devices without built-in MagSafe functionality, the included Adhesive Magnetic Ring can be used to enable magnetic attachment.

- **Wireless Charging:** Compatible with Qi Wireless Charging Phones, such as iPhone 8 and later, Samsung, Google, AirPods 2, AirPods Pro, and AirPods 3.
- **Corded Charging:** Compatible with all devices that can be charged via a USB-C cable.

**No MagSafe®?
NO PROBLEM!**



ADHESIVE MAGNETIC RING INCLUDED

Make any phone MagSafe® compatible by adding the included Magnetic Ring.

Image: Instructions on using the included adhesive magnetic ring to enable magnetic attachment for non-MagSafe devices.

OPERATING INSTRUCTIONS

Charging the Power Pod

To charge your Casely Power Pod, use the provided USB to USB-C cable. Connect the USB-C end to the Power Pod and the USB-A end to a compatible power adapter (not included).



Image: The back of the Power Pod, highlighting the USB-C input port for charging the unit itself.

Charging Your Devices Wirelessly

Align your MagSafe compatible device (or device with adhesive magnetic ring) with the Power Pod. The strong magnet will snap into place, initiating wireless charging. For Qi-compatible devices, simply place them on the Power Pod's charging surface.



Image: The Power Pod providing wireless charge to an AirPods case, demonstrating its Qi compatibility.

Charging Your Devices via Cable

For devices that require a wired connection, use the provided USB-C to USB cable or another compatible USB-C cable to connect your device to the Power Pod's USB-C port.





Image: The Power Pod charging an iPhone using a USB-C cable, illustrating wired charging capability.

MAINTENANCE

To ensure the longevity and optimal performance of your Casely Power Pod, follow these simple maintenance guidelines:

- Keep the Power Pod clean by wiping it with a soft, dry cloth. Avoid abrasive cleaners or solvents.
- Store the Power Pod in a cool, dry place away from direct sunlight and extreme temperatures.
- Avoid dropping the Power Pod or subjecting it to strong impacts.
- Ensure the charging ports are free from dust and debris.

TROUBLESHOOTING

If you encounter issues with your Casely Power Pod, consider the following common solutions:

- **Device not charging wirelessly:**
 - Ensure the Power Pod is sufficiently charged.
 - Verify proper alignment of your device with the Power Pod's charging surface.
 - If using a case, ensure it is MagSafe compatible or that the adhesive magnetic ring is correctly applied.
 - Remove any foreign objects between the Power Pod and your device.
- **Slow charging:**
 - Ensure you are using the provided USB-C cable or a high-quality alternative.
 - Check the power adapter used to charge the Power Pod or your device.
- **Power Pod not charging:**
 - Try a different USB port or power adapter.
 - Ensure the USB-C cable is securely connected to both the Power Pod and the power source.

If problems persist, please refer to the Warranty and Support section for further assistance.

SPECIFICATIONS

Feature	Detail
Model Number	E33A
Battery Capacity	5000mAh
Wireless Output	15W Max
Charging Input	USB-C to USB cable (included)
Dimensions	3.5" x 2.5" x 0.5" (8.89 cm x 6.35 cm x 1.27 cm)
Weight	3.8 oz (107.7 g)
Connector Type	USB Type C
Special Features	Drop Test Certified, CASELY 1-Year Product Warranty, Anti-Scratch UV coating
Color	Spot on Dotted Animal Print

WARRANTY AND SUPPORT

Casely stands behind the quality of its products. Your Casely Power Pod comes with a worry-free 12-month warranty.

- **Warranty Period:** 12 months from the date of purchase.
- **Returns:** If you are not satisfied with your purchase, you may return it within 30 days for a FREE exchange (shipping included) or a refund (shipping costs apply).
- **Customer Service:** For any questions, concerns, or warranty claims, please contact Casely customer service. Refer to the welcome guide for contact information.






SUSTAINABILITY EFFORTS

Casely is committed to environmental responsibility. The company has implemented several initiatives to reduce its ecological footprint:

- **Biodegradable & Compostable Packaging:** All new products since Fall 2021 are packaged in FSC-certified biodegradable and compostable materials.
- **Recycled Material:** All cases are manufactured from 50% recycled TPU materials.
- **Non-Toxic Chemicals:** Cases are printed with non-hazardous, non-toxic, and eco-friendly dyes.
- **Environmental Contributions:** Casely actively donates to environmental causes and organizations through its #EveryCaseCounts initiative.

© 2023 Casely. All rights reserved.
For more information, visit getcasely.com

Related Documents - E33A

	Casely Power Pod 2 User Manual - T33A Portable Wireless Charger User manual for the Casely Power Pod 2 (Model T33A), detailing features, setup, charging, troubleshooting, and specifications for this magnetic wireless charging power bank.
	Casely Power Pod Lithium-Ion Battery Safety Instructions Comprehensive safety guidelines and instructions for the Casely Power Pod Lithium-Ion Battery, covering usage, charging, storage, and disposal to ensure safe operation and prevent potential hazards.
	Casely PowerPod User Manual: Magnetic Wireless Charging Guide Comprehensive user manual for the Casely PowerPod, detailing features, setup, charging, troubleshooting, and specifications for this MagSafe® compatible magnetic wireless charging bank.
	Casely UL Power Pod: Portable Charger Specifications and Customization Guide Detailed specifications and imprint area information for the Casely UL Power Pod (PP240), a 5000mAh portable wireless charger. Learn about its features, input/output, and customization options.
	Casely Grippy for MagSafe Art Template and Imprint Area Specifications and art template details for the Casely Grippy accessory, including imprint area dimensions for customization on MagSafe compatible devices.