

Engel LE3283SM

Engel 32-inch Smart TV LED User Manual

Model: LE3283SM | Brand: Engel

1. INTRODUCTION

Thank you for choosing the Engel 32-inch Smart TV LED (Model LE3283SM). This manual provides essential information for setting up, operating, and maintaining your new television. Please read this manual thoroughly before using the product to ensure safe and optimal performance.

This Smart TV features a 1366 x 768 px resolution, 2 x 6W speakers, and runs on the VIDAA operating system, offering access to popular streaming applications like Netflix, YouTube, and Prime Video. It includes multiple connectivity options such as USB, HDMI, Ethernet, and Wi-Fi.

2. IMPORTANT SAFETY INFORMATION

Always follow basic safety precautions when using this television to reduce the risk of fire, electric shock, and injury.

- Do not expose the TV to rain or moisture.
- Do not block ventilation openings.
- Ensure proper grounding for the power cord.
- Do not place the TV on an unstable cart, stand, tripod, bracket, or table.
- Unplug the TV during lightning storms or when unused for long periods.
- Refer all servicing to qualified service personnel.

3. PACKAGE CONTENTS

Verify that all items are present and in good condition upon unboxing:

- Engel 32-inch Smart TV LED (Model LE3283SM)
- Remote Control
- Power Cord
- TV Stands (2 units) and Screws
- User Manual (this document)




Image: The retail packaging for the Engel 32-inch Smart TV, showing the TV dimensions and key features.

4. SETUP

4.1 Attaching the TV Stands

1. Carefully place the TV face-down on a soft, flat surface to prevent screen damage.
2. Align each stand with the corresponding screw holes on the bottom of the TV.
3. Secure the stands using the provided screws. Do not overtighten.



Image: Front view of the Engel 32-inch Smart TV, illustrating the attached stands.

4.2 Wall Mounting (Optional)

The TV supports VESA 100x100 mounting. Use a compatible wall mount kit (sold separately) and follow the instructions provided with the mount. Ensure the wall can support the weight of the TV.

4.3 Connecting Peripherals

The rear panel of your TV provides various connection ports:



Image: Rear view of the Engel 32-inch Smart TV, highlighting the various input and output ports.

- **HDMI (x3):** Connect Blu-ray players, game consoles, or other HDMI-enabled devices.
- **USB 2.0 (x2):** Connect USB storage devices for media playback or software updates.
- **Ethernet (LAN):** For a wired internet connection.
- **Antenna (RF):** Connect an aerial for DVB-T2/C digital TV reception.
- **RCA (AV In):** For older devices using composite video and stereo audio.
- **Common Interface (CI) Slot:** For conditional access modules (CAM) to decrypt pay-TV channels.
- **Headphone Output:** Connect headphones for private listening.

4.4 Powering On and Initial Setup

1. Connect the power cord to the TV and then to a power outlet.
2. Press the power button on the remote control or on the TV itself.
3. Follow the on-screen instructions to complete the initial setup, which typically includes:
 - Language selection.
 - Network connection (Wi-Fi or Ethernet).
 - Time zone and date settings.
 - Channel scan for DVB-T2/C tuners.

5. OPERATING YOUR TV

5.1 Remote Control Overview

The provided remote control allows you to navigate the TV's features. Familiarize yourself with its buttons for power, volume, channel, input selection, and smart TV functions.

5.2 Navigating the VIDAA OS

Your Engel Smart TV runs on the intuitive VIDAA operating system. Use the directional buttons on your remote to navigate through menus and select options. The home screen provides quick access to installed applications, input sources, and settings.



Image: The Engel Smart TV screen showing the VIDAA operating system interface with various streaming app icons like Netflix, Prime Video, and YouTube.

5.3 Smart Features and Applications

Access a world of entertainment through pre-installed applications. Popular apps include:

- Netflix
- YouTube
- Prime Video
- Dazn
- And many more available through the VIDAA App Store.

Ensure your TV is connected to the internet via Wi-Fi or Ethernet to use these features.

5.4 Input Sources

To switch between connected devices (e.g., a game console on HDMI 1, a Blu-ray player on HDMI 2), press the "Input" or "Source" button on your remote control and select the desired input.

5.5 Sound Settings

The TV features Dolby Audio for enhanced sound quality. You can adjust sound modes and equalizer settings through the TV's audio menu to suit your preferences.

5.6 Hotel Mode

The Engel LE3283SM includes a Hotel Mode feature, which allows for restricted access to certain settings and features, often used in hospitality environments. Consult the advanced settings menu for configuration options if this feature is required.

6. MAINTENANCE

6.1 Cleaning Your TV

- Always unplug the TV before cleaning.
- Use a soft, dry cloth to wipe the screen and cabinet.
- For stubborn marks, lightly dampen the cloth with water or a specialized screen cleaner. Never spray liquid directly onto the screen.
- Avoid using abrasive cleaners, waxes, or solvents.

6.2 Software Updates

To ensure optimal performance and access to the latest features, it is recommended to keep your TV's software updated. The TV can check for updates automatically when connected to the internet. You can also manually check for updates in the system settings menu.

7. TROUBLESHOOTING

If you encounter issues with your TV, refer to the following common problems and solutions:

Problem	Possible Solution
No power	Ensure the power cord is securely plugged into both the TV and the wall outlet. Check if the outlet is working.
No picture, but sound is present	Check the input source. Ensure external devices are powered on and connected correctly. Adjust brightness/contrast settings.
No sound, but picture is present	Check volume levels and mute status. Ensure external audio devices are connected correctly. Check audio output settings.
Cannot connect to Wi-Fi	Ensure your Wi-Fi router is on and within range. Re-enter the Wi-Fi password. Try restarting both the TV and the router.
Remote control not working	Check or replace the batteries. Ensure there are no obstructions between the remote and the TV's IR sensor.

If the problem persists after trying these solutions, please contact customer support.

8. SPECIFICATIONS

Feature	Detail
Model Number	LE3283SM
Brand	Engel
Screen Size	32 Inches
Resolution	1366 x 768 px
Operating System	VIDAA Smart TV
Audio Output	2 x 6W Speakers, Dolby Audio
Connectivity	Wi-Fi, Ethernet

Feature	Detail
Ports	3x HDMI, 2x USB 2.0, 1x Ethernet, 1x RCA (AV In), 1x RF Antenna, 1x Common Interface Slot, 1x Headphone Output
Tuners	DVB-T2, DVB-C
VESA Compatibility	100x100 mm
Dimensions (with feet)	730 x 470 x 161 mm
Dimensions (without feet)	730 x 428 x 77 mm
Net Weight	3.67 kg

9. WARRANTY INFORMATION



This Engel 32-inch Smart TV LED (Model LE3283SM) comes with a manufacturer's warranty of **2 years** from the date of purchase. This warranty covers defects in materials and workmanship under normal use. It does not cover damage caused by misuse, accidents, unauthorized modifications, or external factors. Please retain your proof of purchase for warranty claims. For detailed terms and conditions, refer to the warranty card included with your product or visit the official Engel website.

10. CUSTOMER SUPPORT

If you require further assistance, have questions about your product, or need to report a technical issue, please contact Engel customer support.

For the most up-to-date support contact information, including phone numbers and online resources, please visit the official Engel website: www.engel.es (Note: This is a placeholder link as no specific support link was provided in the JSON. Users should verify the correct support portal for their region).

Related Documents - LE3283SM

	<p>Engel LE 2486SM Smart TV 24" - Manual de Usuario</p> <p>Guía completa para el Engel LE 2486SM Smart TV de 24 pulgadas. Aprenda sobre instalación, configuración, funciones y solución de problemas de su nuevo televisor Engel.</p>
	<p>Engel SB47F/SR48F/SR70F Refrigerator Door Panel and Hinge Replacement Guide</p> <p>A guide on how to replace the door panel and change the opening direction for Engel SB47F, SR48F, and SR70F refrigerators. Includes instructions for ventilation and dimensional specifications.</p>

	<p>Všeobecné smluvní a dodací podmínky ENGEL AUSTRIA GMBH a ENGEL CZ s.r.o.</p> <p>Dokument obsahuje všeobecné smluvní a dodací podmínky pro dodávky zařízení, strojů a náhradních dílů od společností ENGEL AUSTRIA GMBH a ENGEL CZ s.r.o., platné od 01/2025.</p>
	<p>Venen Engal 12 Premium Operating Instructions and User Guide</p> <p>Comprehensive operating instructions for the Venen Engal 12 Premium compression therapy massage device. Learn how to set up, operate, and troubleshoot your device for optimal relaxation and wellness.</p>
	<p>Engel Refrigerator Owner's Manual: MT45F, MT60F, MT80F Series</p> <p>Comprehensive owner's manual for Engel portable refrigerators, covering models MT45F-G4NCD-V, MT60F-G4CD-V, and MT80F-G4CD-V. Features detailed safety instructions, operational guidance, maintenance procedures, troubleshooting tips, and technical specifications.</p>
	<p>Engel Series 2 Smart Battery Box Instruction Manual</p> <p>Comprehensive instruction manual for the Engel Series 2 Smart Battery Box, covering setup, operation, charging, power output, troubleshooting, and specifications. Learn how to connect, charge, and use the battery box for various applications.</p>

Documents - Engel – LE3283SM



[pdf]

FICHA TÁCNICA TV 32â LE3283SM HD STV ANDROID ENGEL de en TELEVISORES clientes elipsys es Fichas |||

Televisor LED SMART TV LE 3283 SM 3x 2x Cdigo **LE3283SM** Pulgadas 32

Resolucin de pantalla 1366 x 768 px Tipo de pantalla Retroiluminacin LED Brillo mximo 180 cd/m2 Contraste mximo 3000:1 Reproduccin de colores 16,7 millones Relacin de aspecto 16:9 Tiempo de respuesta 8,5 ms Pote...

lang:es score:26 filesize: 457.95 K page_count: 2 document date: 2022-12-02

Ficha de información del producto

REGLAMENTO DELEGADO (UE) 2019/2013 DE LA COMISIÓN en lo relativo al etiquetado energético de los paneles electrónicos

Parámetro	Parámetro o valor y unidad	Unidad
1. Nombre o marca comercial del proveedor	Engel	
2. Dirección del proveedor	Atención al Cliente, Puig dels Turons 6, 08210 Barber del Valls (Barcelona, ES)	
3. Identificador del modelo	LE3283SM	
4. Clase de eficiencia energética para el rango dinámico normal (SDR)	F	
5. Demanda de potencia en modo encendido en SDR	31,0	W
6. Clase de eficiencia energética para el alto rango dinámico (HDR)	no aplicable	
7. Demanda de potencia en modo encendido en HDR, si es aplicable	no aplicable	W
8. Demanda de potencia en modo desactivado, si procede	no aplicable	W
9. Demanda de potencia en modo preparado, si procede	0,4	W
10. Demanda de potencia en modo preparado en red, si procede	0,5	W
11. Categoría de pantalla electrónica	Televisión	
12. Relación de aspecto	16 : 9	
13. Resolución de pantalla	1.366 x 768	píxeles
14. Diagonal de la pantalla	32	pulgadas
15. Superficie visible de la pantalla	27,4	dm²
16. Tecnología usada en el panel	LED LCD	
17. Control automático de brillo (ABC) disponible	No	
18. Sensor de reconocimiento facial disponible	No	
19. Sensor de presencia disponible	No	
20. Frecuencia de refresco de la imagen (por defecto)	60	Hz
21. Disponibilidad mínima garantizada de actualizaciones de software y del firmware (a partir de la fecha de introducción en el mercado de la última unidad)	8	Años
22. Disponibilidad mínima garantizada de piezas de repuesto (a partir de la fecha de introducción en el mercado de la última unidad)	8	Años
23. Disponibilidad mínima garantizada de mantenimiento para el producto	8	Años

Página 1 / 2

[pdf]

europa card cdn pccomponentes docs product 10 7b 87 bd 107b87bd 2285 4362 9f73 10a66dc0836b

efficiency |||

Ficha de informacin del producto REGLAMENTO DELEGADO UE 2019/2013 DE LA COMISIN en lo relativo al ... valor y precisin Engel Atencin al Cliente, Puig dels Tudons 6, 08210 Barber del Valls Barcelona, ES **LE3283SM** F 31,0 no aplicable no aplicable no aplicable 0,4 0,5 16 1 366 Televisin : 9 x 7...

lang:es score:16 filesize: 56.01 K page_count: 2 document date: 2022-11-03