

WiWU Marathon SE

WIWU Marathon SE Air Conduction Wireless Headset User Manual

Model: Marathon SE | Brand: WiWU

1. INTRODUCTION

This manual provides comprehensive instructions for the WIWU Marathon SE Air Conduction Wireless Headset. Please read carefully to ensure proper use, optimal performance, and maintenance of your device. Keep this manual for future reference.

2. PRODUCT OVERVIEW

The WIWU Marathon SE is an air conduction wireless headset designed for comfort and clear audio. It features a lightweight design, hands-free calling, and environmental noise reduction for calls.



Figure 1: WIWU Marathon SE Air Conduction Wireless Headset, black color.

3. SETUP

3.1. Charging the Headset

Before first use, fully charge the headset to ensure maximum battery life.

- Connect the charging cable (included) to the headset's charging port.
- Connect the other end of the cable to a standard USB power source (e.g., computer USB port, wall adapter).
- The indicator light on the headset will illuminate (e.g., red) to show it is charging.
- Once fully charged, the indicator light will typically change color (e.g., blue) or turn off.

A full charge provides approximately 6 hours of working time.

3.2. Pairing with a Bluetooth Device

Follow these steps to connect your headset to a Bluetooth-enabled device:

1. Ensure the headset is powered off.
2. Press and hold the power button on the headset until the indicator light flashes alternately (e.g., red and blue). This indicates the headset is in pairing mode.
3. On your smartphone, tablet, or computer, enable Bluetooth and search for available devices.
4. Select "WIWU Marathon SE" from the list of found devices.
5. Once successfully connected, the indicator light will typically turn solid blue or stop flashing.

The headset is compatible with all Bluetooth-enabled devices.

4. OPERATING INSTRUCTIONS

4.1. Power On/Off

- **Power On:** Press and hold the power button until the indicator light illuminates.
- **Power Off:** Press and hold the power button until the indicator light turns off.

4.2. Music Playback

- **Play/Pause:** Press the multi-function button once.
- **Next Track:** Double-press the multi-function button.
- **Previous Track:** Triple-press the multi-function button.
- **Volume Up/Down:** Use the dedicated volume buttons on the headset.

4.3. Call Management

- **Answer/End Call:** Press the multi-function button once.
- **Reject Call:** Press and hold the multi-function button.

The integrated double mic array automatically reduces environmental noise for clearer hands-free calls.

4.4. Wearing the Headset

Place the headset around your head with the ear hooks resting comfortably over your ears. The flexible and adjustable headband ensures a secure and customizable fit for various activities like running, bicycling, and fitness.



Figure 2: Proper wearing of the WIWU Marathon SE headset.

5. MAINTENANCE AND CARE

- Clean the headset regularly with a soft, dry cloth. Do not use abrasive cleaners or solvents.
- Avoid exposing the headset to extreme temperatures, direct sunlight, high humidity, or corrosive substances.
- Do not attempt to disassemble, modify, or repair the headset yourself, as this will void the warranty and may cause damage.
- Store the headset in a cool, dry place when not in use.
- Keep the charging port free of dust and debris.

6. TROUBLESHOOTING

Headset does not power on.

Ensure the headset is fully charged. Connect it to a power source and try again after a few minutes.

Cannot pair the headset with a device.

- Ensure the headset is in pairing mode (indicator light flashing red and blue).
- Make sure Bluetooth is enabled on your device.
- Move the headset closer to your device and away from potential interference sources.
- Try restarting both the headset and your device.
- If previously paired, try forgetting the device on your phone's Bluetooth settings and re-pairing.

No sound or poor sound quality.

- Check the volume levels on both the headset and your connected device.

- Ensure the headset is properly connected to your device.
- Try re-pairing the headset.
- Ensure there are no physical obstructions between the headset and your ears.







7. SPECIFICATIONS

Feature	Detail
Brand	WiWU
Model Name	Wireless Headset (Marathon SE)
Connectivity Technology	Wireless (Bluetooth)
Ear Placement	In Ear (Air Conduction)
Form Factor	In Ear
Noise Control	None (Environmental noise reduction for calls)
Working Time	Approximately 6 hours
Product Dimensions	16 x 13.2 x 5 cm
Item Weight	120 g
Manufacturer	WIWU
Item Model Number	6936686405706

8. WARRANTY AND SUPPORT

This product comes with a standard manufacturer's warranty. For specific warranty terms and conditions, please refer to the documentation provided at the time of purchase or contact WiWU customer support directly.

For technical support, product inquiries, or to report issues, please visit the official WiWU website or contact their authorized customer service channels. Please have your product model number (Marathon SE) and purchase details ready when seeking support.

 <p>COMBO iPad Keyboard Case</p> <p>Note: Please read the manual carefully before using</p>	<p>WIWU COMBO iPad Keyboard Case User Manual and Guide</p> <p>Comprehensive user manual for the WIWU COMBO iPad Keyboard Case, detailing connection, shortcut keys, specifications, iOS trackpad gestures, and installation. Includes product overview and technical details.</p>
<p>Пайдалану жөніндегі нұсқаулық WiWU Pencil Pro III стилусы (Беттерді сыйлауға, ағартуға, ақ)</p> 	<p>WiWU Pencil Pro III Стилусы Пайдалану Жөніндегі Нұсқаулық</p> <p>WiWU Pencil Pro III стилусының толық пайдалану нұсқаулығы, оның мақсаты, сақтық шаралары, құрылғы схемасы, пайдалану нұсқаулары, техникалық сипаттамалары, кепілдік және өндіруші туралы ақпаратты қамтиды.</p>
	<p>WIWU QM002 Magnetic Keyboard Case User Manual</p> <p>User manual for the WIWU QM002 Magnetic Keyboard Case, detailing features like Bluetooth connectivity, backlighting, charging, and troubleshooting for enhanced iPad productivity.</p>
	<p>WIWU Mag Touch Keyboard Case User Manual and Guide</p> <p>Comprehensive user manual and guide for the WIWU Mag Touch Keyboard Case, covering specifications, setup, shortcuts, gestures, troubleshooting, and safety precautions.</p>
	<p>WIWU Pencil 9Pro User Manual: Features, Usage, and Specifications</p> <p>Comprehensive user manual for the WIWU Pencil 9Pro active capacitive stylus, detailing its features, Bluetooth connectivity, charging instructions, compatible iPad models, and FCC compliance information.</p>
	<p>Wiwu Brand Logos and Product Identification</p> <p>A collection of brand logos including Wiwu, Mazer, Porodo, Mofit, and Charmast, presented as identification labels.</p>