

## INPHIC M6P

# INPHIC M6P Wireless Rechargeable Mouse User Manual

Model: M6P

## 1. INTRODUCTION

Thank you for choosing the INPHIC M6P Wireless Rechargeable Mouse. This manual provides detailed instructions for setting up, operating, and maintaining your new mouse. Please read this manual thoroughly to ensure optimal performance and longevity of your device.



Image 1.1: The INPHIC M6P Wireless Rechargeable Mouse, highlighting its upgraded mecha design.

## 2. PACKAGE CONTENTS

Ensure all items are present in the package:

- INPHIC M6P Wireless Rechargeable Mouse
- USB Nano Receiver (stored inside the mouse)
- USB Charging Cable (Type-C)
- User Manual (this document)

### 3. PRODUCT OVERVIEW

---

The INPHIC M6P mouse features an ergonomic design with multiple buttons and a visible battery indicator for enhanced usability.



Image 3.1: Top view of the INPHIC M6P Wireless Rechargeable Mouse.

### 3.1 Components

1. **Left Click Button:** Standard left mouse button.
2. **Right Click Button:** Standard right mouse button.
3. **Scroll Wheel:** For vertical scrolling and middle-click functionality.
4. **DPI Adjustment Button:** Cycles through DPI settings (800/1200/1600/2400).
5. **Forward Button:** Navigates forward in web browsers or file explorers.
6. **Backward Button:** Navigates backward in web browsers or file explorers.

7. **USB Nano Receiver:** Stored in a compartment on the underside of the mouse.
8. **Type-C Charging Port:** Located at the front of the mouse for recharging.
9. **Battery Indicator:** Visible on the top surface, showing remaining battery level.



Image 3.2: Innovative design features of the INPHIC M6P mouse.

## 4. SETUP INSTRUCTIONS

Follow these steps to set up your INPHIC M6P Wireless Rechargeable Mouse:

1. **Locate the USB Receiver:** The USB nano receiver is stored in a small compartment on the underside of the mouse. Gently slide open the cover or pull out the receiver.
2. **Connect the Receiver:** Plug the USB nano receiver into an available USB port on your computer (laptop, desktop, Mac, PC).
3. **Power On the Mouse:** The mouse typically powers on automatically once the receiver is connected. If not, ensure the power switch (usually on the underside) is in the 'ON' position.
4. **Driver Installation:** The mouse is plug-and-play and does not require additional drivers for most operating systems (Windows 7/8/10/XP, Vista, Mac OS). Your computer should automatically detect and install the necessary drivers.
5. **Test Functionality:** Move the mouse and click the buttons to ensure it is working correctly.

# 2.4G USB WIRELESS CONNECTION



Image 4.1: The INPHIC M6P mouse and its 2.4G USB wireless connection components.

## 5. OPERATING INSTRUCTIONS

### 5.1 DPI Adjustment

The mouse features 4 adjustable DPI levels to suit different tasks and preferences. Press the **DPI Adjustment Button** (located behind the scroll wheel) to cycle through the settings:

- 800 DPI (Default, slower cursor speed)
- 1200 DPI
- 1600 DPI
- 2400 DPI (Faster cursor speed)





Image 5.1: DPI adjustment functionality.

## 5.2 Charging the Mouse

The INPHIC M6P mouse is equipped with a built-in rechargeable battery. To charge:

1. Connect the provided USB Type-C charging cable to the charging port at the front of the mouse.
2. Plug the other end of the USB cable into a USB power source (e.g., computer USB port, USB wall adapter).
3. The battery indicator on the top of the mouse will show the charging status.
4. When fully charged, the indicator light will turn off.

The mouse can be used while charging.

# LONG-LASTING BATTERY LIFE



Type-C Charging Port

Image 5.2: Type-C charging port and long-lasting battery life.

## 5.3 Battery Indicator

The visible battery indicator on the top of the mouse provides real-time battery status:

- **Low Voltage Prompt:** A white light will flash.
- **Fully Charged:** The light will turn off.

# RECHARGEABLE WIRELESS MOUSE

Battery Level at a Glance



Image 5.3: Visible battery level indicator.

## 5.4 Auto-Sleep Mode

To conserve battery life, the mouse will automatically enter a sleep mode after a period of inactivity. To wake it up, simply move the mouse or click any button.

## 5.5 Silent Click Feature

The left and right click buttons are designed for silent operation, reducing noise in quiet environments.



# SILENT MOUSE

Of Left & Right Key



Image 5.4: Silent click functionality of the left and right keys.

## 5.6 Ergonomic Design

The mouse features a broader thumb rest and contoured shape to provide comfortable support for the entire palm and fingers, reducing strain during extended use.

# ERGONOMIC DESIGN



Image 5.5: Ergonomic design for comfortable use.

## 6. MAINTENANCE

To ensure the longevity and optimal performance of your mouse, follow these maintenance guidelines:

- **Cleaning:** Use a soft, dry cloth to clean the surface of the mouse. For stubborn dirt, a slightly damp cloth can be used, but ensure no moisture enters the device. Avoid harsh chemicals or abrasive cleaners.
- **Storage:** When not in use for extended periods, store the mouse in a cool, dry place. If transporting, consider placing it in a protective pouch to prevent scratches or damage.
- **Battery Care:** Avoid fully discharging the battery frequently. Recharge the mouse when the low battery indicator appears.
- **USB Receiver:** When not in use, store the USB receiver in its designated compartment on the underside of the mouse to prevent loss or damage.

## 7. TROUBLESHOOTING

If you encounter issues with your INPHIC M6P mouse, refer to the following common problems and solutions:

Problem	Possible Cause	Solution
Mouse not responding	Low battery, USB receiver disconnected, mouse powered off, receiver not recognized.	Charge the mouse. Ensure the USB receiver is securely plugged into a working USB port. Check if the mouse is switched ON. Try a different USB port.
Cursor movement is erratic or jumpy	Dirty optical sensor, unsuitable surface, interference.	Clean the optical sensor on the underside of the mouse. Use the mouse on a clean, non-reflective surface or a mouse pad. Move the mouse closer to the USB receiver.
Mouse disconnects frequently	Low battery, wireless interference, receiver too far.	Recharge the mouse. Ensure no other wireless devices are causing interference. Keep the mouse within the effective range (up to 33ft) of the receiver.
DPI button not changing speed	Button malfunction, software conflict.	Ensure the mouse is properly connected. Restart your computer. If the issue persists, contact customer support.

## 8. SPECIFICATIONS

Detailed technical specifications for the INPHIC M6P Wireless Rechargeable Mouse:

- **Model:** M6P
- **Product Dimensions:** 4.72 x 3.15 x 0.04 inches (11.81 x 7.9 x 0.1 cm)
- **Item Weight:** 3.35 ounces (95 grams)
- **Connectivity Technology:** 2.4G USB Wireless
- **Movement Detection Technology:** Optical
- **DPI Levels:** 800 / 1200 / 1600 / 2400
- **Buttons:** 6 (Left, Right, Scroll Wheel, DPI, Forward, Backward)
- **Battery Type:** 1 Lithium Metal battery (included)
- **Battery Capacity:** 700mAh (from product title, 400mAh from special feature, using 700mAh as it's in the title)
- **Charging Port:** USB Type-C
- **Special Features:** Battery Volume Display, Wider Thumb Support, Ergonomic Design, Portable, Soundless (Silent Click), Auto-sleep mode, Rechargeable.
- **Compatibility:** Windows 7/8/10/XP, Vista, Mac OS system and under.



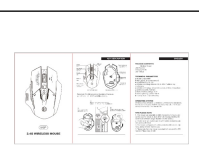



# SIZE




Image 8.1: Physical dimensions of the INPHIC M6P mouse.

## 9. WARRANTY AND SUPPORT

INPHIC products are designed and manufactured to the highest quality standards. For warranty information, technical support, or any inquiries regarding your INPHIC M6P Wireless Rechargeable Mouse, please refer to the contact information provided on the product packaging or visit the official INPHIC website. Please retain your proof of purchase for warranty claims.

	<p><a href="#">Inphic M6P Wireless Mouse User Manual and Specifications</a></p> <p>Comprehensive guide for the Inphic M6P wireless mouse, covering features, technical specifications, operating systems, and warranty information. Includes multilingual instructions.</p>
	<p><a href="#">INPHIC M6P 2.4G Wireless Mouse User Guide</a></p> <p>Explore the features and specifications of the INPHIC M6P 2.4G Wireless Mouse. This guide covers package contents, technical parameters, operating system compatibility, and essential usage tips for optimal performance.</p>
	<p><a href="#">INPHIC M6P 2.4G Wireless Mouse User Manual</a></p> <p>User manual for the INPHIC M6P 2.4G Wireless Mouse, detailing key features, technical specifications, operating systems, and usage tips. Learn about charging, button functions, and compatibility.</p>
	<p><a href="#">Inphic M1 PRO Dual Mode Mouse User Manual and Specifications</a></p> <p>Comprehensive guide for the Inphic M1 PRO Dual Mode Mouse, covering setup, dual-mode connectivity (2.4GHz and Bluetooth 5.0/4.0), technical specifications, operating systems compatibility, and warranty information. Includes FCC compliance details.</p>
	<p><a href="#">Inphic 2ANT9005 Wireless Mouse User Manual &amp; FCC Compliance</a></p> <p>Official user manual and FCC compliance information for the Inphic 2ANT9005 wireless computer mouse. Learn about product features, installation, and regulatory standards from SHENZHEN INPHIC ELECTRONICS CO., LTD.</p>
	<p><a href="#">Inphic A9 Wireless Three-Mode Mouse User Manual</a></p> <p>User manual for the Inphic A9 wireless three-mode mouse, detailing its features, technical specifications, operating system compatibility, and warranty information. Includes instructions in multiple languages.</p>

Documents - INPHIC – M6P




[\[pdf\]](#) User Manual

20230110 M6P                    OUT   Please Click Here inphic Drivers Manuals Gaming Mouse Setup and Product Guides Electronics Co Ltd M6P Manual v 1729481162 cdn shopify s files 1 0722 7221 6283 |||

...

lang: **score:31** filesize: 4.66 M page\_count: 1 document date: 2023-04-03





[\[pdf\]](#)

7 WwW YlmF CoM tom Model Difference SHENZHEN INPHIC ELECTRONICS CO LTD 003 2ANT9003  
SHENZHEN INPHIC ELECTRONICS CO., LTD. Model Difference Product  
description: Mouse Model name: **M6P**, PM6 Trade Name: inphic FCC ID:2ANT9003  
All the model are the same circuit and RF module, only for model name. Regards  
Sincerely Client s signature: Client s name / title : Yuhua Huang SALE DIRECTOR ...  
lang: **score:25** filesize: 81.98 K page\_count: 1 document date: 2022-03-25

[\[pdf\]](#) Confidentiality Request Letter


Please produce a letter on your company letterhead with the following information 3 MET  
LABORATORIES Administrator Confidentiality Letter SHENZHEN INPHIC ELECTRONICS CO LTD 003  
2ANT9003  
2022.03.23 SHENZHEN INPHIC ELECTRONICS CO.,LTD. Eurofins Electrical and  
Electronic Testing NA, Inc. 914 West Patapsco Avenue Baltimore, MD 21230 RE:  
CONFIDENTIALITY REQUEST FOR Mouse/**M6P**/2ANT9003 To Whom It May  
Concern: This letter serves as an official request for confidentiality under sec...  
lang:en score:23 filesize: 195.18 K page\_count: 1 document date: 2022-03-25

[\[pdf\]](#) Instructions

20221228 M6P OUT INPHIC Wireless Mouse Rechargeable Battery Visible 2400 DPI 6 Buttons  
Ergonomic Large for Laptop Computer Mac PC etcM6P Instructions Use IFU etc B09K3ZSTY8C1YJYL  
eMSLm media amazon images I C1YJYL eMSL |||  
NN NN ...  
lang:en score:18 filesize: 4.65 M page\_count: 1 document date: 2023-01-07

[\[pdf\]](#) Instructions

20230110 M6P OUT Instructions for Use IFU Amazon INPHIC Wireless Mouse Rechargeable  
Ergonomic Silent Mice with 2 4G USB Receiver Mecha Style Laptop Computer Mac MacBook Blue White  
Electronics C1I8zyngZYL m media amazon images I |||  
...  
lang:en score:18 filesize: 4.43 M page count: 1 document date: 2023-01-10



### [Inphic M6P Wireless Mouse User Manual and Specifications](#)

Comprehensive guide for the Inphic M6P wireless mouse, covering features, technical specifications, operating systems, and warranty information. Includes multilingual instructions.

lang:en **score:17** filesize: 4.65 M page\_count: 1 document date: 2023-01-07



### [\[pdf\] Label](#)

79 Microsoft Admin Label and Location SHENZHEN INPHIC ELECTRONICS CO LTD 003 2ANT9003  
Label Location Model: **M6P** FCC ID: 2ANT9003 ...

lang:en **score:14** filesize: 392.7 K page\_count: 1 document date: 2022-03-25



### [\[pdf\]](#)

Bekijk de CE markering Inphic M6P DOTA2 edition Gaming Muis Draadloos RGB Ergonomisch 800 1600  
DPI bol original media s gylwg93yGgwG |||

...

lang:en **score:13** filesize: 161.72 K page\_count: 1 document date: 2023-02-19