

Manuals+

[Q & A](#) | [Deep Search](#) | [Upload](#)

manuals.plus /

- › [TAGG](#) /
- › [TAGG Verve Max II Smartwatch User Manual](#)

TAGG Verve Max II

TAGG Verve Max II Smartwatch User Manual

Model: Verve Max II

INTRODUCTION

This manual provides essential instructions for setting up, operating, and maintaining your TAGG Verve Max II Smartwatch. Please read this manual thoroughly before using your device to ensure proper function and longevity.



Image: The TAGG Verve Max II Smartwatch in Teal Blue, showcasing its large display and metal body.

WHAT'S IN THE BOX

Upon unboxing your TAGG Verve Max II Smartwatch, verify that all the following components are present:

- TAGG Verve Max II Smartwatch
- Charging Cable
- User Manual (this document)
- Warranty Card

PRODUCT OVERVIEW

The TAGG Verve Max II features a durable metal body and a large 1.83-inch display for clear visibility and easy interaction.

REALLY REALLY BIG



1.83 in
Crystal HD
Display

500 nits
Brightness
Absolute Clarity

2.5D
Curved
Display

Image: A detailed view of the smartwatch display, highlighting its 1.83-inch size, 500 nits brightness, and 2.5D curved glass.

SETUP

1. Charging the Smartwatch

Before initial use, fully charge your smartwatch. Connect the provided charging cable to the charging port on the back of the watch and plug the USB end into a standard USB power adapter (not included).

- A full charge typically takes approximately 2 hours.
- The watch features a 7-day battery life under typical usage conditions.

UPTO 07 DAYS
BATTERY
LIFE



Image: The smartwatch display showing a 100% battery charge indicator, illustrating the device's charging status.

2. Pairing with Your Smartphone

1. Download the official TAGG companion application from your smartphone's app store (iOS or Android).
2. Ensure Bluetooth is enabled on your smartphone.
3. Open the TAGG app and follow the on-screen instructions to create an account or log in.
4. Select "Add Device" or a similar option within the app and choose your TAGG Verve Max II from the list of available devices.
5. Confirm the pairing request on both your smartphone and the smartwatch.

OPERATING INSTRUCTIONS

Basic Navigation

- **Touchscreen:** Swipe left, right, up, or down to navigate through menus and screens. Tap to select options.
- **Side Button:** Press the side button to return to the home screen or wake the display.
- **Menu Styles:** The smartwatch offers eight different menu styles. You can switch between these styles in

the watch settings.

Customizing Your Display

The Verve Max II supports over 200 watch faces, allowing for personalization. These can be changed directly on the watch or through the companion app.

200+ WATCHFACES



Image: A collage of various watch faces available for the TAGG Verve Max II Smartwatch, demonstrating customization options.

Health Monitoring (TAGG Sense+ Technology)

Utilizing TAGG Sense+ Technology, the smartwatch provides accurate health data tracking:

- **Heart Rate Tracking:** Monitors your heart rate in real-time.
- **Blood Oxygen (SpO2) Tracking:** Measures your blood oxygen levels.
- **Sleep Tracking:** Analyzes your sleep patterns.
- **Female Menstrual Cycle Tracking:** Provides tracking for menstrual cycles.

Sense+™ TECHNOLOGY



Monitors Your
Heart Rate



Monitors Your
Blood Oxygen



Monitors Your
Blood Pressure

Image: The smartwatch screen showing various health metrics including heart rate, SpO2, and blood pressure, powered by Sense+ Technology.

Sports Modes and Activity Tracking

The Verve Max II supports over 120 sports modes and includes in-app GPS for tracking your workouts and activity maps.

CHANGE THE GAME

120+
SPORTS MODE


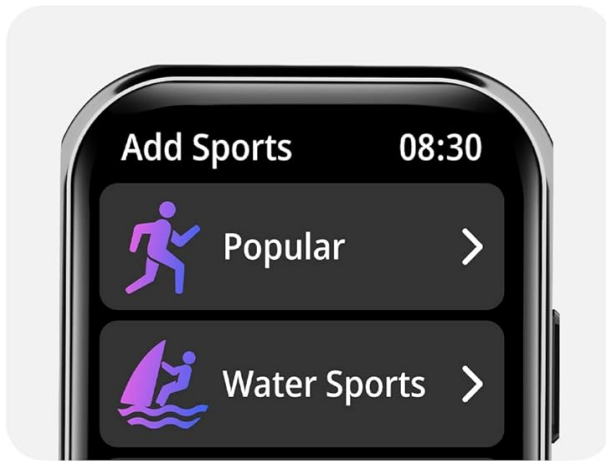
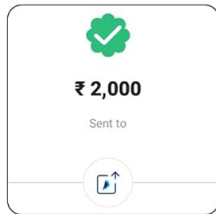


Image: The smartwatch displaying its 'Add Sports' menu, indicating a wide range of supported sports modes, including popular and water sports activities.

Smart Features

- **Smart QR Codes:** Add your QR codes to the smartwatch to facilitate receiving payments directly from your wrist.

FOR THE FIRST TIME EVER



Receive
Payments



Get
Social

...And
Much
More



Image: The smartwatch screen showing a UPI QR code for payments, demonstrating its smart payment feature. [Scan for more information.](#)

- **Built-in Calculator and Games:** Access a calculator and various games directly on your smartwatch.
- **Voice Assistant Support:** The smartwatch supports both Siri and Google Assistant for voice commands.

ASSISTANT FOR EVERY COMMAND

Supports Siri And Google Assistant



Image: Two smartwatches demonstrating compatibility with voice assistants, showing Siri and Google Assistant interfaces.

Notifications

Once paired with your smartphone, the smartwatch will display notifications for calls, messages, and other app alerts.

MAINTENANCE

Cleaning

Regularly clean your smartwatch and strap with a soft, dry cloth. Avoid using harsh chemicals or abrasive materials.

Water Resistance

The TAGG Verve Max II is IP68 water and dust resistant, meaning it can withstand immersion in water up to 1.5 meters for up to 30 minutes. It is suitable for daily use and light water activities, but not recommended for diving or high-pressure water exposure.

IP68 WATER AND DUST RESISTANT



Image: Two smartwatches shown with water splashes, emphasizing their IP68 water and dust resistance rating.

Battery Care

To maximize battery life, avoid extreme temperatures and fully discharge the battery periodically before recharging. The smartwatch features a low power mode to extend battery usage.

BIG ON BATTERY LIFE

Low Power Mode



Image: The smartwatch displaying its settings menu, with the 'Low Power Mode' option highlighted as enabled, indicating battery saving features.

TROUBLESHOOTING

- **Watch not turning on:** Ensure the watch is fully charged. Connect it to the charger for at least 30 minutes.
- **Cannot pair with phone:**
 - a. Ensure Bluetooth is enabled on your phone.
 - b. Restart both the watch and your phone.
 - c. Make sure the watch is within Bluetooth range of your phone.
 - d. Check if the TAGG app is updated to the latest version.
- **Inaccurate health readings:** Ensure the watch is worn snugly on your wrist, not too tight or too loose. Clean the sensor area regularly. Note that smartwatches are not medical devices and readings are for reference only.
- **Short battery life:**

- Reduce screen brightness.
- Disable unnecessary notifications.
- Use Low Power Mode.
- Limit continuous heart rate monitoring if not required.

SPECIFICATIONS

Brand	TAGG
Model	Verve Max II
Display Size	1.83 Inches
Resolution	240*286px
Battery Life	Up to 7 Days (typical usage)
Water Resistance	IP68
Connectivity	Bluetooth
Operating System	TAGG OS
Item Weight	45 g
Dimensions (LxWxH)	45 x 45 x 11 Millimeters

WARRANTY AND SUPPORT

Warranty Information

Your TAGG Verve Max II Smartwatch comes with a **1-Year Limited Warranty** from the date of purchase. Please refer to the included Warranty Card for detailed terms and conditions. Keep your proof of purchase for warranty claims.

Customer Support

For technical assistance, troubleshooting, or warranty inquiries, please contact TAGG customer support. Contact details can typically be found on the official TAGG website or on the warranty card provided with your product.

Manufacturer/Importer: IMAGINE MARKETING LIMITED, 501B, Shri Guru Har Krishan Bhavan Charat Singh Colony Road, Chakala, Andheri (East), Mumbai - 400093