

## Google G943M; GQF4C;G77PA

# Google Pixel Watch User Manual

Model: G943M; GQF4C;G77PA

## INTRODUCTION TO YOUR GOOGLE PIXEL WATCH

The Google Pixel Watch combines elegant design with advanced technology to provide a seamless and intuitive smartwatch experience. Featuring a beautiful circular, domed design and powered by Wear OS by Google, it integrates essential Google services and comprehensive Fitbit health tracking directly on your wrist. This manual provides detailed instructions for setting up, operating, maintaining, and troubleshooting your device.



Image: The Google Pixel Watch, featuring a polished silver stainless steel case and a charcoal active band, displayed from an angled front view.

## WHAT'S IN THE BOX

Upon unboxing your Google Pixel Watch, verify that all the following components are present:

- Google Pixel Watch (with large band attached)
- Additional Active Band (small)
- USB-C Magnetic Charging Cable
- Quick Start Guide (not shown in image)

# Your favourite Google apps at a glance.



Help on the go from Google Assistant<sup>1</sup>



Quick, contactless payments with Google Wallet<sup>1</sup>



Turn-by-turn directions from Google Maps<sup>1</sup>



Get stuff done with Gmail and Google Calendar<sup>1</sup>

<sup>1</sup> Google apps and services are not available in all countries or languages. Data rates may apply. See [g.co/assistant/languages](https://g.co/assistant/languages) for Google Assistant language availability.

Image: The contents of the Google Pixel Watch packaging, showing the watch with a large band, an additional small active band, and the USB-C magnetic charging cable.

## SETUP AND INITIAL CONFIGURATION


### 1. Charging Your Device

Before first use, fully charge your Google Pixel Watch. Connect the USB-C Magnetic Charging Cable to a compatible power adapter (not included) and attach the magnetic end to the back of your watch. The watch display will indicate charging status.

### 2. Powering On and Pairing

Press and hold the crown button to power on your watch. Follow the on-screen instructions to pair your Google Pixel Watch with your Android phone (Android 8.0 or newer required). For Pixel phones and Pixel Buds, Fast Pair simplifies the connection process. Ensure Bluetooth is enabled on your phone.

# What's in the box.



USB-C® is a registered trademark of USB Implementers Forum.

Image: A person wearing the Google Pixel Watch on their wrist, with a smartphone displaying the Fast Pair connection screen for the watch, illustrating the pairing process.

## 3. Initial Software Setup

The watch will guide you through the initial Wear OS setup, including Google Account login and essential app installations. Some features may require a Fitbit account and mobile app for full functionality.

## OPERATING YOUR GOOGLE PIXEL WATCH

### Navigation and Interface

The Google Pixel Watch features a responsive touchscreen and a tactile crown for navigation. Swipe across the screen to access different tiles, notifications, and quick settings. Press the crown to return to the watch face or access the app drawer. The side button can be customized for quick access to frequently used features.





Image: A direct front view of the Google Pixel Watch, showing its circular display with a heart rate icon and the number 68, indicating a heart rate reading.

## Health and Fitness Tracking (Fitbit Integration)

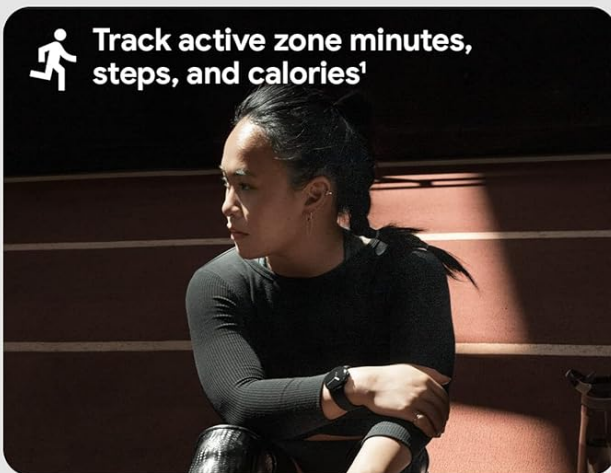
Leverage Fitbit's comprehensive tracking capabilities directly from your watch:

- **Activity Tracking:** Monitor steps, distance, calories burned, and Active Zone Minutes.
- **Heart Rate Tracking:** Continuously track your heart rate throughout the day and during workouts.
- **Sleep Tracking:** Gain insights into your sleep stages and overall sleep quality.
- **ECG App:** Assess your heart rhythm for signs of Atrial Fibrillation (AFib). (Availability may vary by region and age restrictions apply).

# Fitness and health, powered by Fitbit.



Track active zone minutes,  
steps, and calories<sup>1</sup>



Track your sleep, heart rate,  
and heart rhythm with ECG<sup>1,2</sup>



Feel protected with  
Emergency SOS<sup>3</sup>



1 Some features may require Fitbit account and mobile app. 2 The ECG app is only available in select countries. Not intended for use by people under 22 years old. See [g.co/pixelwatch/ecg](https://g.co/pixelwatch/ecg) for additional details. 3 Emergency SOS requires location enabled and 4G LTE service or an internet connection. To use Emergency SOS on a Google Pixel Watch without 4G LTE, your phone needs to be nearby. International emergency calling is not available in all areas. International emergency calling feature requires Google Pixel Watch with 4G LTE. Emergency SOS and international emergency calling are dependent upon network connectivity and other factors and may not be reliable for emergency communications or available in all areas or languages. Auto-dialing to emergency services is not available in all countries. See [g.co/pixelwatch/personalsafety](https://g.co/pixelwatch/personalsafety) for more details.

Image: A collage illustrating the health and fitness features of the Google Pixel Watch, including a person tracking activity, a watch face showing an ECG reading, and a watch displaying an Emergency SOS call screen.

## Google Services On-the-Go

Your Pixel Watch provides convenient access to essential Google applications:



- **Google Assistant:** Get quick answers, set reminders, and control smart home devices using voice commands.
- **Google Wallet:** Make contactless payments securely from your wrist.
- **Google Maps:** Receive turn-by-turn directions directly on your watch.
- **Gmail & Calendar:** View notifications, respond to messages, and manage your schedule.

# All your devices, perfectly in sync.

Control your home's  
lights, thermostats,  
and more<sup>1</sup>

Easily connect your  
Pixel phone or Pixel Buds  
with Fast Pair<sup>2</sup>

Find your misplaced  
Pixel phone or watch  
with Find My Device<sup>3</sup>




Image: A graphic displaying the logos for Google Assistant, Google Wallet, Google Maps, and Gmail/Calendar, indicating their availability and functionality on the Google Pixel Watch.

## Communication and Connectivity

Stay connected even without your phone nearby (with LTE models):

- **Calls & Messages:** Make and receive calls, and respond to messages directly from your wrist.
- **Wi-Fi & Cellular:** Connect via Wi-Fi or utilize 4G LTE for phone-free connectivity (requires compatible service plan).

## Emergency SOS and Safety Features

For your safety, the Google Pixel Watch includes Emergency SOS, which can alert trusted contacts or emergency services (911) if you feel unsafe or are in an emergency situation. This feature requires location services enabled and 4G

LTE service or an internet connection.

## CARE AND MAINTENANCE

### Water Resistance

The Google Pixel Watch is designed to comply with a water protection rating of 5 ATM (50 meters) under ISO standard 22810:2010. It is suitable for shallow-water activities like swimming in a pool or ocean. It is not intended for use during scuba diving, waterskiing, or other activities involving high-velocity water or submersion below shallow depth. Water resistance is not a permanent condition and may decrease over time due to normal wear and tear. Always ensure the watch is dry before charging.

### Cleaning Your Watch and Band

Regularly clean your watch and band to maintain performance and hygiene. Use a soft, lint-free cloth to wipe the watch case. For the active band, you can gently wash it with mild soap and water, then rinse thoroughly and dry completely before reattaching to the watch. Avoid harsh chemicals or abrasive materials.

You can also customize your watch with additional bands, sold separately, to suit different occasions and activities.




Beautiful circular, domed design  
with Corning® Gorilla® Glass




Customizable watch faces



Calls, texts, email, and  
music from your watch<sup>1</sup>



A battery that lasts  
up to 24 hours<sup>2</sup>



Bands for every occasion  
(sold separately)<sup>3</sup>



<sup>1</sup> Data rates may apply. Subscription(s) may be required.  
<sup>2</sup> Maximum battery life is approximate and is based on testing using pre-production hardware and software. The use of certain features will decrease battery life. Battery life depends on the features enabled, usage, environment and many other factors. Actual battery life may be lower.  
<sup>3</sup> Band and case options may vary by region and retailer. Accessory bands sold separately.

Image: A multi-panel image highlighting key features of the Google Pixel Watch, including its circular design, customizable watch faces, up to 24-hour battery life, and a selection of interchangeable bands.

## TROUBLESHOOTING COMMON ISSUES

### Battery Life Optimization

If you experience shorter-than-expected battery life, consider the following:

- **Adjust Display Settings:** Reduce screen brightness, shorten screen timeout, or disable always-on display.
- **Limit Notifications:** Disable notifications for apps you don't frequently need on your watch.
- **Manage Connectivity:** Turn off Wi-Fi or LTE when not needed, or use Bluetooth connection to your phone to conserve power.
- **Background App Refresh:** Limit apps running in the background.

### Connectivity Problems

If your watch is not connecting to your phone or network:

- **Restart Devices:** Restart both your Google Pixel Watch and your paired smartphone.
- **Check Bluetooth/Wi-Fi:** Ensure Bluetooth is enabled on your phone and Wi-Fi is active on your watch (if applicable).
- **Re-pair Device:** If issues persist, try unpairing and re-pairing your watch through the Google Pixel Watch app on your phone.
- **Network Coverage:** For LTE models, ensure you have adequate cellular coverage.

Watch Not Responding

If your watch becomes unresponsive, perform a force restart by pressing and holding both the crown and the side button for approximately 15 seconds until the Google logo appears.

TECHNICAL SPECIFICATIONS

Feature	Specification
Product Dimensions	10.81 x 0.55 x 1.69 inches
Item Weight	9.6 ounces
Model Number	G943M; GQF4C;G77PA
Batteries	1 Lithium Ion battery (included)
Operating System	Android (Wear OS by Google)
Wireless Communication	Cellular, Wi-Fi, Bluetooth
Connectivity Technologies	Wi-Fi, USB
GPS	Built-in GPS
Special Features	Heart Rate Monitor, Activity Tracker, ECG, Contactless Payments, Notifications, Sleep Tracker, Daily Workout Memory
Human Interface Input	Touchscreen
Color	Polished Silver case w/ Charcoal Active band -WiFi
Manufacturer	Google
Country of Origin	Vietnam
Screen Size	41 Millimeters
Memory Storage Capacity	32 GB
Battery Capacity	100 Amp Hours
Shape	Round






WARRANTY AND SUPPORT

The Google Pixel Watch typically comes with a standard manufacturer's warranty, covering defects in materials and workmanship for a specified period (e.g., one year from the date of purchase). Please refer to the warranty card included with your product or visit the official Google support website for detailed warranty terms and conditions specific to your region.

For technical assistance, troubleshooting, or to report an issue, please visit the official Google Pixel Watch support page or contact Google customer service. Keep your proof of purchase handy when seeking support.

**Online Support:** [support.google.com/pixelwatch](https://support.google.com/pixelwatch)

**Related Documents - G943M; GQF4C;G77PA**

	<p><a href="#">Google Pixel Phones Android 13 Administrator Guidance</a></p> <p>Administrator guide for Google Pixel phones on Android 13, detailing Common Criteria configuration, security features, device management, VPN, Wi-Fi, and API specifications for enterprise deployment.</p>
	<p><a href="#">Google Pixel Watch 3 Quick Start Guide</a></p> <p>Learn how to set up and use your Google Pixel Watch 3 with this quick start guide. Includes instructions for connecting to your phone, attaching and detaching bands, and basic operation.</p>
	<p><a href="#">Pixel Watch Diagnostic Tool User Guide</a></p> <p>A comprehensive user guide for the Pixel Watch Diagnostic Tool, detailing setup, prerequisites, test procedures, and result interpretation for repair technicians. Covers visual, connectivity, sensor, audio, display, and other component tests, including seal testing.</p>
	<p><a href="#">Google Pixel Watch G77PA Regulatory Information</a></p> <p>This document provides essential regulatory compliance information for the Google Pixel Watch G77PA, including FCC statements and radio frequency exposure guidelines.</p>
	<p><a href="#">How to Set Up Google Nest Wifi</a></p> <p>A step-by-step guide on how to set up your Google Nest Wifi router for a strong and reliable home network. Includes requirements, connection steps, and troubleshooting tips.</p>

