

## Graco 8CN49BCK

# Graco SnugRide SnugLock Infant Car Seat Base Instruction Manual

Model: 8CN49BCK

### 1. INTRODUCTION

This manual provides essential information for the proper installation, use, and maintenance of your Graco SnugRide SnugLock Infant Car Seat Base with Load Leg Technology. Please read all instructions carefully before using the product to ensure maximum safety and performance.

The Graco SnugRide SnugLock Infant Car Seat Base is designed to provide an extra layer of rear-facing safety for infants weighing 4 to 35 pounds and up to 32 inches tall. It features advanced technologies for secure and easy installation.

### 2. SAFETY INFORMATION

Your child's safety is paramount. This car seat base incorporates several safety features and has undergone rigorous testing.

- **Load Leg Technology:** This feature transfers energy to the vehicle floor, significantly reducing rotation of the car seat and adding stability in the event of an impact.
- **Graco ProtectPlus Engineered:** This base is designed and tested to help protect your child in frontal, side, rear, and rollover crashes, meeting or exceeding applicable US safety standards.
- **Side-Impact Tested:** Tested according to FMVSS 213a with the built-in 5-point harness system (when used with a compatible Graco infant car seat).



**Load Leg Technology** reduces rotation of the car seat in the event of an impact

Image: Load Leg Technology in use, showing how it extends to the vehicle floor for added stability.



## ProtectPlus Engineered helps protect in frontal, side, rear, and rollover crashes

Image: Graco ProtectPlus Engineered logo and an infant car seat being secured into the base, highlighting the comprehensive safety design.

### 3. SETUP AND INSTALLATION

Proper installation is crucial for your child's safety. The SnugLock technology simplifies this process.

#### 3.1 SnugLock Technology and LATCH Installation

The SnugLock technology allows for installation in less than one minute using either the vehicle seat belt or the LATCH system.

- **InRight LATCH:** Provides an easy, one-second attachment with an audible click, helping to ensure a secure installation.
- **Vehicle Seat Belt Installation:** The base can also be securely installed using your vehicle's seat belt.



## SnugLock Technology installs in less than 1 minute using vehicle seat belt or LATCH

Image: SnugLock Technology lever demonstrating its ease of use for quick and secure installation.

### 3.2 Adjustable Base and Level Indicator

The base features a 4-position adjustable recline to ensure the correct angle for proper installation, indicated by the pendulum level.

- **4-Position Adjustable Base:** Allows you to find the right position for proper installation in your vehicle.
- **Easy-to-Read Pendulum Level Indicator:** Helps eliminate guesswork during installation by clearly showing when the base is level.



Image: Annotated diagram of the car seat base, pointing out the adjustable recline and level indicator for correct positioning.

### 3.3 Installation Videos

Your browser does not support the video tag.

Video: Detailed demonstration of the Graco SnugRide Base installation process, highlighting the ease of use and secure fit. This video shows how the base connects to the car and how the car seat snaps in and out.

Your browser does not support the video tag.

Video: Tips for installing your car seat base, focusing on achieving a tight and secure fit using the SnugLock mechanism and LATCH system.

## 4. USAGE AND OPERATION

Once the base is securely installed, connecting your Graco infant car seat is simple.

- **One-Step Secure Connection:** The base provides a quick and secure connection to most Graco infant car seats. Simply align the car seat with the base and push down until you hear a click, confirming it is locked into place.
- **Easy Release:** To remove the infant car seat, locate the release handle on the back of the car seat and pull it while lifting the car seat from the base.



Your browser does not support the video tag.

Video: Demonstration of how easily the Graco infant car seat clicks into and out of the base, showcasing the convenience for parents.

Your browser does not support the video tag.

Video: A walk-through of the Graco SnugRide Click Connect car seat base, emphasizing its simple and secure connection with compatible car seats.

## 5. CARE AND MAINTENANCE

Regular care ensures the longevity and hygiene of your car seat base.

- **Cleaning:** Wipe plastic and metal parts with mild soap and cool water. Do not use bleach or harsh detergents.
- **Fabric Care:** Refer to your specific car seat manual for instructions on cleaning removable fabric covers.
- **Inspection:** Periodically check the base for any signs of wear, damage, or loose parts. Ensure all straps and buckles are functioning correctly.

## 6. TROUBLESHOOTING

If you encounter any issues with your car seat base, please refer to the following common solutions:

- **Base is not secure:** Ensure the SnugLock lever is fully engaged and the LATCH connectors or vehicle seat belt are tightened as much as possible. Use your knee to apply pressure to the base while tightening. Check the pendulum level indicator for proper angle.
- **Car seat not clicking into base:** Verify that the base is correctly installed and free of obstructions. Ensure the car seat is properly aligned with the base's connection points.
- **Load Leg not extending/retracting:** Check for any obstructions or debris around the load leg mechanism. Ensure the release buttons are fully pressed.

For further assistance, please contact Graco customer support.

## 7. SPECIFICATIONS

Attribute	Value
Product Dimensions	23.75 x 8.25 x 14 inches
Item Model Number	8CN49BCK
Maximum Weight Recommendation	35 Pounds
Maximum Height Recommendation	32 Inches
Material Type	Plastic, Polyester
Orientation	Rear Facing
Rear-facing Minimum Child Weight	4 Pounds

Item Weight	11.82 pounds
Country/Region of Origin	China

## 8. WARRANTY AND SUPPORT





For warranty information, product registration, or customer support, please visit the official Graco website or contact their customer service line. Keep your purchase receipt for warranty claims.

**Graco Official Website:** [www.gracobaby.com](http://www.gracobaby.com)

© 2025 Graco. All rights reserved.

This manual is for informational purposes only. Always refer to the physical manual included with your product for the most accurate and up-to-date instructions.

## Related Documents - 8CN49BCK

	<p><a href="#">Graco SnugRide SnugLock 35 DLX Infant Car Seat Instruction Manual</a></p> <p>Comprehensive instructions for the Graco SnugRide SnugLock 35 DLX infant car seat, covering installation, features, securing a child, and care.</p>
	<p><a href="#">Graco SnugRide SnugLock 35 LX Infant Car Seat: Instruction Manual</a></p> <p>Comprehensive instruction manual for the Graco SnugRide SnugLock 35 LX infant car seat, detailing safe installation, child securing, features, and maintenance. Essential guide for parents and caregivers.</p>
	<p><a href="#">Graco Snugride i-Size Infant Car Seat &amp; Base Owner's Manual</a></p> <p>Comprehensive owner's manual for the Graco Snugride i-Size infant car seat and base, providing essential safety, installation, and usage instructions for infants.</p>
	<p><a href="#">Graco 4Ever DLX SnugLock 4-in-1 Car Seat Manual</a></p> <p>Comprehensive user manual for the Graco 4Ever DLX SnugLock 4-in-1 car seat, covering installation, usage, safety features, and maintenance. Includes instructions for rear-facing, forward-facing, and booster seat modes.</p>



### [Graco SnugRide Click Connect 35 LX Infant Car Seat Manual](#)

This manual provides essential safety information, installation instructions, and usage guidelines for the Graco SnugRide Click Connect 35 LX infant car seat. Learn about registration, important warnings, proper installation with vehicle belts or LATCH, securing your child, and maintenance.



### [Graco SnugRide SnugFit 35 Elite Infant Car Seat Instruction Manual](#)

Official instruction manual for the Graco SnugRide SnugFit 35 Elite infant car seat, covering safety, installation, child securing, and care. Ensure proper use to reduce the risk of injury.