

Yaheetech YT-00117208TS

Yaheetech Industrial TV Stand (Model YT-00117208TS) Instruction Manual

1. INTRODUCTION

This manual provides essential information for the assembly, operation, and maintenance of your Yaheetech Industrial TV Stand, Model YT-00117208TS. This 47-inch grey entertainment center is designed to accommodate televisions up to 55 inches and offers open storage solutions for various media devices and accessories.



Image 1.1: The Yaheetech Industrial TV Stand in a living room setting, showcasing its design and storage capabilities.

2. SAFETY INFORMATION

Please read and understand all safety instructions before assembly and use. Failure to follow these instructions may result in injury or product damage.

- Always assemble the furniture according to the provided instructions.
- Ensure the furniture is properly secured to the wall to prevent tip-over risks, especially if there are children or pets in the household.
- Do not place heavy items on the open shelves that exceed the specified weight limits to prevent tipping over.
- Always unplug and remove any electrical devices from the furniture before moving or cleaning it.

3. PACKAGE CONTENTS

Your Yaheetech Industrial TV Stand package includes all necessary components and hardware for

assembly. Please verify all parts are present and undamaged before beginning assembly. Refer to the separate assembly guide for a detailed list of parts.

4. ASSEMBLY INSTRUCTIONS

Assembly is required for this product. Detailed, step-by-step instructions with diagrams are included in a separate assembly guide within your product packaging. Please follow these instructions carefully.

General Assembly Tips:

- Lay out all components on a clean, soft surface to prevent scratches.
- Identify each part using the labels provided in the assembly guide.
- Ensure all panels are oriented correctly before tightening fasteners.
- Do not overtighten screws to avoid damaging the particle board.



Image 4.1: Details of the robust steel frame, adjustable footpads, and cross-side design, contributing to the stand's stability.



Image 4.2: Illustration of the adjustable footpads, allowing for leveling on uneven surfaces and floor protection.

5. OPERATING INSTRUCTIONS (USAGE)

The Yaheetech Industrial TV Stand is designed for versatile use in your living space.

5.1 Storage Capacity

The stand features a 2-tier central shelf and two side storage compartments, providing ample space for:

- DVD players, Blu-ray players, or streaming devices.
- Game consoles.
- Soundbars or small speakers.
- Books, magazines, and decorative items.



Image 5.1: The TV stand's open storage compartments, suitable for various media and decorative items.

5.2 Weight Limits

To ensure stability and prevent damage, adhere to the following maximum weight capacities:

- **Tabletop:** 88 lb (40 kg)
- **Each Shelf:** 22 lb (10 kg)
- **Each Open Cabinet:** 22 lb (10 kg)

5.3 Cable Management

The stand includes cable management cutouts on the back panel to help organize and conceal wires from your electronic devices, maintaining a tidy appearance.



Image 5.2: Detail of the cable management cutouts for organizing electronic device wires.

6. MAINTENANCE

Proper care will extend the life and appearance of your TV stand.

- **Cleaning:** Wipe with a dry cloth. Avoid using abrasive cleaners or harsh chemicals, as these may damage the surface coating.
- **Spills:** The surface is water-resistant. Promptly wipe any spills with a dry cloth to prevent moisture damage.
- **Periodic Checks:** Periodically check all screws and fasteners to ensure they remain tight. Retighten if necessary.
- **Placement:** Avoid placing the stand in direct sunlight or near heat sources to prevent material degradation.

7. TROUBLESHOOTING

If you encounter any issues with your TV stand, consider the following:

- **Missing Parts:** If any parts are missing upon unboxing, please contact Yaheetech customer support for

assistance.

- **Instability/Wobbling:** Ensure all screws are securely tightened. Use the adjustable footpads to level the stand on uneven floors.
- **Surface Scratches/Damage:** The stand features a scratch-resistant coating. For minor blemishes, furniture repair markers may be used. For significant damage, contact customer support.
- **Difficulty Assembling:** Review the assembly guide carefully. If issues persist, contact customer support for guidance.

8. SPECIFICATIONS

Feature	Detail
Brand	Yaheetech
Model Number	YT-00117208TS
Color	Grey
Material	Engineered Wood (CARB P2 Particle Board), Iron
Overall Dimensions (L x W x H)	47.5" x 14" x 24.5" (120.7 cm x 35.6 cm x 62.2 cm)
Item Weight	37 lb (16.8 kg)
Max. Tabletop Weight Capacity	88 lb (40 kg)
Max. Shelf Weight Capacity	22 lb (10 kg)
Number of Shelves	2 (central) + 2 (side bottom)
Special Feature	Open Storage, Cable Management Cutouts, Adjustable Footpads

Product Dimensions

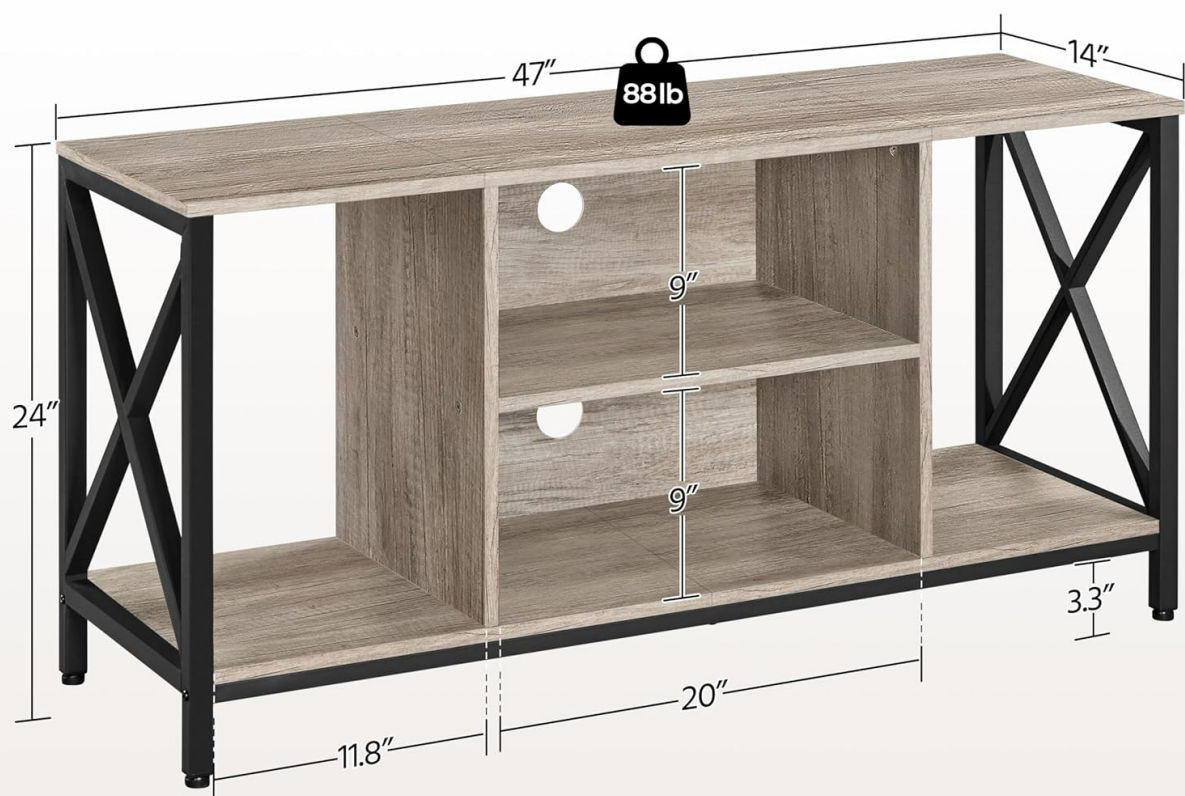


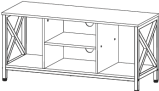




Image 8.1: Detailed product dimensions and weight capacities.

9. WARRANTY AND SUPPORT

For warranty information, product support, or to report missing/damaged parts, please contact Yaheetech customer service. Refer to your purchase documentation or the official Yaheetech website for contact details.

Related Documents - YT-00117208TS

<div><p>IMPORTANT/WICHTIG/ATENCIÓN IMPORTANT/IMPORTANTE</p><div><div></div><div><p>Read the manual carefully before using the product. The manual contains important safety information and instructions for use.</p></div></div><div><div></div><div><p>Assembly time: 15-20 minutes.</p></div></div><div><div></div><div><p>Tools required: Phillips screwdriver, Allen key.</p></div></div><div><div></div><div><p>Check the contents of the package against the parts list in the manual.</p></div></div><div><div></div><div><p>For more information, please contact our customer support.</p></div></div></div>	<p>Yaheetech TV Stand Assembly Instructions and User Guide</p> <p>Comprehensive assembly guide for the Yaheetech TV Stand, featuring step-by-step instructions, a detailed parts list, safety warnings, and customer support information. Designed for easy setup and long-lasting use.</p>
---	---

<p>Yaheetech</p> <p>613633</p>  <p>613633</p> <p>1. Please read this manual carefully before assembly. 2. Please read the safety instructions carefully before assembly. 3. Please read the safety instructions carefully before assembly. 4. Please read the safety instructions carefully before assembly. 5. Please read the safety instructions carefully before assembly.</p>	<p>Yaheetech 613633 TV Stand Assembly Instructions</p> <p>Detailed assembly instructions for the Yaheetech 613633 TV Stand, including parts list, step-by-step guidance, and safety precautions. Suitable for living rooms and bedrooms.</p>
<p>Yaheetech</p> <p>611205</p>  <p>611205</p> <p>1. Please read this manual carefully before assembly. 2. Please read the safety instructions carefully before assembly. 3. Please read the safety instructions carefully before assembly. 4. Please read the safety instructions carefully before assembly. 5. Please read the safety instructions carefully before assembly.</p>	<p>Yaheetech 611205 Assembly Instructions</p> <p>This document provides assembly instructions for the Yaheetech 611205 product. It includes multilingual guidance, safety precautions, and a parts list.</p>
<p>IMPORTANT/WICHTIG/ATENCIÓN IMPORTANT/IMPORTANTE</p>  <p>1. Please read this manual carefully before assembly. 2. Please read the safety instructions carefully before assembly. 3. Please read the safety instructions carefully before assembly. 4. Please read the safety instructions carefully before assembly. 5. Please read the safety instructions carefully before assembly.</p>	<p>Yaheetech TV Stand Assembly Instructions</p> <p>Comprehensive assembly guide for the Yaheetech TV Stand, suitable for TVs up to 65 inches. Includes a detailed parts list, step-by-step instructions, and safety information.</p>
<p>Yaheetech</p> <p>614812/614813</p>  <p>614812/614813</p> <p>1. Please read this manual carefully before assembly. 2. Please read the safety instructions carefully before assembly. 3. Please read the safety instructions carefully before assembly. 4. Please read the safety instructions carefully before assembly. 5. Please read the safety instructions carefully before assembly.</p>	<p>Yaheetech Ergonomic Gaming Chair Installation Guide</p> <p>Step-by-step instructions and parts list for assembling your Yaheetech ergonomic gaming chair, featuring massage lumbar support and adjustable footrest. Ensure proper setup for optimal comfort and performance.</p>
<p>Yaheetech</p> <p>411288</p>  <p>411288</p> <p>1. Please read this manual carefully before assembly. 2. Please read the safety instructions carefully before assembly. 3. Please read the safety instructions carefully before assembly. 4. Please read the safety instructions carefully before assembly. 5. Please read the safety instructions carefully before assembly.</p>	<p>Yaheetech 411288 Multi-Tier Plant Stand Assembly Instructions</p> <p>This document provides detailed, step-by-step assembly instructions for the Yaheetech 411288 multi-tier plant stand. It includes a parts list, hardware guide, and textual descriptions of diagrams to ensure a smooth assembly process. Suitable for indoor and outdoor use.</p>