

Marvel F7852

Marvel Spider-Man Spider Strike 'N Splash Blaster Instruction Manual

Model: F7852

INTRODUCTION

This manual provides comprehensive instructions for the safe and effective use of your Marvel Spider-Man Spider Strike 'N Splash Blaster. Please read all instructions carefully before operation and retain this manual for future reference.

The Spider-Man Spider Strike 'N Splash Blaster combines dart-blasting action with a water-blasting feature, offering two distinct play modes. It is designed for users aged 5 and up.



Image: The Marvel Spider-Man Spider Strike 'N Splash Blaster.

SAFETY INFORMATION

WARNING: Small parts may be generated. Not for children under 3 years.

Always use official NERF darts. Do not modify darts or blaster. Do not aim at eyes or face. Use of eyewear is recommended for players and people within range.

WHAT'S IN THE BOX

Your package should contain the following items:

- Marvel Spider-Man Spider Strike 'N Splash Blaster
- 3 NERF Darts

For additional product information and support, please visit the official Hasbro website: [Hasbro Product Support](#).



Image: The product packaging, displaying the blaster and included darts.

SETUP

1. Loading Darts

1. Ensure the blaster is not aimed at anyone or anything.
2. Insert one NERF dart into the front barrel of the blaster until it is securely in place.



Image: Loading a NERF dart into the blaster.

2. Filling Water Reservoir

1. Locate the water fill cap on the top of the blaster.
2. Open the cap and fill the reservoir with clean tap water.
3. Close the cap securely to prevent leaks.




Image: Filling the water reservoir.

OPERATING INSTRUCTIONS

1. Firing Darts

1. Load a dart as described in the Setup section.
2. Hold the blaster firmly.
3. Pull back the priming handle (located at the rear of the blaster) until it clicks into place.
4. Aim at a safe target, away from eyes and face.
5. Press the trigger to launch the dart.



Image: Child aiming the blaster for dart firing.

2. Water Blasting

1. Ensure the water reservoir is filled.
2. Hold the blaster firmly.
3. Press the designated water blast button (typically located near the handle) to activate the water stream.
4. Release the button to stop the water stream.



Image: Child using the water blast feature of the blaster.

MAINTENANCE

- **Cleaning:** After water play, empty the water reservoir completely. Rinse with clean water and allow to air dry thoroughly to prevent mold or mildew.
- **Storage:** Store the blaster in a cool, dry place away from direct sunlight. Remove darts from the blaster before storage.
- **Darts:** Use only official NERF darts. Inspect darts regularly for damage and replace as needed to ensure optimal performance and safety.

TROUBLESHOOTING

Problem	Possible Cause	Solution
Darts not firing or weak shot.	Dart not fully loaded; Blaster not primed; Damaged dart.	Ensure dart is fully inserted; Pull priming handle back until it clicks; Replace damaged darts.
Water not blasting or weak stream.	Water reservoir empty; Air in system; Obstruction in nozzle.	Refill water reservoir; Pump the water blast button a few times to clear air; Check nozzle for debris.

SPECIFICATIONS

Model Number: F7852

Brand: Marvel

Manufacturer: Hasbro

Product Dimensions: 2.64 x 14.02 x 10 inches

Item Weight: 13 ounces

Recommended Age: 5 years and up

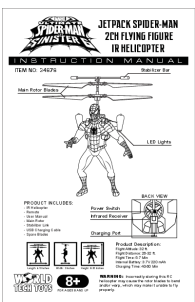


Release Date: June 1, 2023

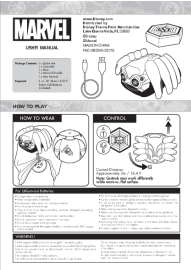


WARRANTY AND SUPPORT

For warranty information or customer support, please refer to the contact details provided on the product packaging or visit the official Hasbro website. Keep your proof of purchase for any warranty claims.
Official Hasbro Website: [go.hasbro.com](https://www.hasbro.com)

© 2023 Marvel. Hasbro and all related terms are trademarks of Hasbro.

Related Documents - F7852

	<p>Jetpack Spider-Man 2CH Flying Figure IR Helicopter Instruction Manual</p> <p>Instruction manual for the Marvel Jetpack Spider-Man 2CH Flying Figure IR Helicopter, detailing setup, operation, safety, and troubleshooting.</p>
	<p>Marvel Universe RPG: Spider-Man's Guide to New York - Rules, Characters, and Adventures</p> <p>Explore the Marvel Universe Roleplaying Game with Spider-Man's Guide to New York. This supplement offers detailed character profiles, new game actions and modifiers, rules for creating adventures, and lore about Marvel's New York City. Perfect for GMs and players.</p>
	<p>Marvel Super Hero Adventures Spider-Man/Hulk RC Vehicle User Manual</p> <p>User manual and safety guide for the Marvel Super Hero Adventures Spider-Man/Hulk RC Vehicle (Model 5788-V). Includes battery installation, controller pairing, operation, and safety precautions.</p>

	<p>Marvel Spider-Bot User Manual and Instructions</p> <p>Official user manual for the Marvel Spider-Bot toy, including setup, operation, charging, and battery replacement instructions. Learn how to play and maintain your Spider-Bot.</p>
	<p>Spider-Man Dodge Charger Daytona RC Car Operating Instructions</p> <p>This document provides operating instructions and safety precautions for the Spider-Man Dodge Charger Daytona RC car. It includes information on product features, warnings for safe use, and compliance declarations.</p>
	<p>Marvel United: Multiverse - Livret de Règles Officiel</p> <p>Apprenez à jouer à Marvel United: Multiverse avec ce livret de règles complet. Découvrez les héros, le vilain, la mise en place, le déroulement du jeu, les modes spéciaux et plus encore.</p>

Documents - Marvel – F7852

[pdf]

BLASTER DOUBLE ATTAQUE LANZADOR DE DARDOS Y AGUASTRIKE N SPLASH LANÇA E ÁGUA!

5 © MARVEL All trademarks and registered are the property of their originalcontent syndigo asset

8217e322 4b7d 44b0 85ec 64a675911ec8 original |||

DART WATER BLAST TIR DE FLCHETTE ET D EAU LANZA DARDOS Y AGUA
LANA DARDOS E GUA 1 2 3 CAUTIO ... -62-25. Em caso de dvidas sobre o produto,
acesse www.hasbro.com, seo Atendimento ao consumidor . **F7852** PN00083201
BLAST DARTS WATER TIRE DES FLCHETTES ET DE L EAU LANZA DARDOS Y
AGUA LANA D...

lang:es score:18 filesize: 1.02 M page_count: 2 document date: 2022-10-21

