

Queenmew Ultrasonic Dog Barking Control Device

Queenmew Ultrasonic Dog Barking Control Device Instruction Manual

Brand: Queenmew

Model: Ultrasonic Dog Barking Control Device (B0BD4RVJDF)

OVERVIEW

The Queenmew Ultrasonic Dog Barking Control Device is designed to help manage excessive dog barking by emitting a harmless, high-frequency ultrasonic sound that is audible to dogs but not to humans. This device provides an effective and safe solution for curbing unwanted barking behaviors in various settings.



Main product image of the Queenmew Ultrasonic Dog Barking Control Device, a blue rectangular unit with a speaker grille and a control dial, positioned next to a husky dog. Blue waves emanate from the device, symbolizing the ultrasonic sound.

PRODUCT FEATURES

- **Safe and Effective:** Utilizes ultrasonic sound, which is safe for all dog sizes (5-120 lbs) and ages (6 months to 8 years).
- **Automatic Bark Detection:** Equipped with a sound detection sensor that activates the ultrasonic emission when barking is detected.
- **Three Frequency Modes:** Offers 15KHZ-30KHZ ultrasonic frequencies, adjustable for different dog sizes and temperaments (Small Dogs: 30KHz, Docile Dogs: 20KHz, Large/Naughty Dogs: 15-30KHz).
- **Extensive Effective Range:** Operates effectively up to 33 feet (10 meters), suitable for both indoor and outdoor use.
- **Rechargeable & Long-lasting:** Features a 3.7V 1800mAh battery that provides up to 30 days of standby time on a 2-hour full charge.
- **LED Indicator:** Blue light indicates working status, red light indicates standby or low battery.

SUITABLE FOR ALL BREEDS & SIZES DOG



Small Dogs — 30KHz



Docile Dogs — 20KHz



Large, Naughty Dogs — 15-30KHz



Image illustrating the suitability of the device for all dog breeds and sizes, with specific frequency recommendations: 30KHz for small dogs, 20KHz for docile dogs, and 15-30KHz for large, naughty dogs. Several dogs of various breeds are shown below.



Image depicting the automatic and pet-friendly nature of the device, showing a man and a dog on a couch, with a thought bubble indicating 'Only Launch ultrasonic when dog barking' and 'Just I can Hear' (referring to the dog).

PACKAGE CONTENTS

Your Queenmew Ultrasonic Dog Barking Control Device package includes:

- 1 x Queenmew Ultrasonic Dog Barking Control Device
- 1 x USB Charging Cable
- 1 x Instruction Manual
- Mounting Accessories (screws, wall anchors)



Image displaying the product packaging and contents, including the blue ultrasonic device, its retail box, a USB charging cable, and the instruction manual, with dimensions indicated.

SETUP


- 1. Charging the Device:** Before first use, fully charge the device using the provided USB cable. The LED indicator will show red while charging and blink blue every 6 seconds when fully charged. A full charge takes approximately 2 hours and provides up to 30 days of standby time.
- 2. Selecting a Location:** Choose a suitable location for the device, either indoors or outdoors. Ensure it is within 33 feet (10 meters) of the area where barking occurs. The device is designed to be weather-resistant for outdoor use.
- 3. Mounting the Device:** The device can be easily mounted using the integrated hanging hole on the back. Insert a screw into a wall or wooden surface and hang the device securely.

RECHARGEABLE & LONG-LASTING



Fully Charge One Time 30 Days Standby



Image highlighting the rechargeable and long-lasting features of the device, showing it connected to a laptop via a USB cable. Icons indicate LED indicator, 2 hours for full charge, and 30 days standby time.



USE INDOOR & OUTDOOR



Collage image demonstrating various indoor and outdoor placement options for the device, including on a tree, near a dog house, on a fence, and by a door, emphasizing its versatility.

OPERATING INSTRUCTIONS

The device operates automatically once powered on and placed in an effective range.

1. **Power On:** Locate the control dial on the device. Turn the dial from the "OFF" position to select one of the three frequency modes.
2. **Automatic Activation:** When the device detects a dog barking within its 33-foot range, it will automatically emit a high-frequency ultrasonic sound.
3. **Behavior Modification:** The ultrasonic sound is designed to be unpleasant but harmless to dogs, interrupting their barking behavior. Over time, dogs learn to associate their barking with the unpleasant sound and reduce their excessive vocalization.

Official product video from Queenmew demonstrating the features and usage of the Ultrasonic Dog Barking Control Device, including setup, operation, and effectiveness in curbing barking.

SAFE FOR HUMAN AND ANIMALS



Image showing a person interacting with a dog, with the device in the background, emphasizing that the device is safe for both humans and animals.

FREQUENCY SETTINGS

The device offers three adjustable frequency modes to cater to different dog sizes and sensitivities:

- **Mode 1 (Weakest):** Suitable for small or sensitive dogs.
- **Mode 2 (Medium):** General setting for most dogs.
- **Mode 3 (Strongest):** Recommended for large or aggressive barkers.

Rotate the dial on the device to select the desired frequency mode. Experiment with different settings to find the most effective one for your dog.

PLACEMENT AND EFFECTIVE RANGE

For optimal performance, place the device in an area where it has a clear line of sight to the dog(s) you wish to deter.

- **Indoor Use:** Place the device in a room where the dog frequently barks, such as near a window or door.
- **Outdoor Use:** Mount the device on a tree, fence, or dog house, ensuring it covers the area where your dog or a neighbor's dog barks excessively.
- **Effective Distance:** The device has an effective range of up to 33 feet (10 meters). Ensure the barking dog is within this range for the device to be effective.




Image highlighting the 33-foot extensive effective range of the device, showing it mounted on a wall in a bedroom with blue waves indicating the sound's reach.


IMPORTANT CONSIDERATIONS

- **Dog Age:** This device is most effective for dogs between 6 months and 8 years old. Its effectiveness may vary for very young puppies or older dogs with hearing impairments.
- **Training Aid:** The device is a training aid and should be used in conjunction with positive reinforcement training methods for best results.
- **Environmental Factors:** Obstacles such as walls, fences, or dense foliage can reduce the effectiveness of the ultrasonic sound.
- **Individual Dog Response:** Not all dogs respond to ultrasonic devices in the same way. Some


dogs may respond immediately, while others may require more time or may not respond at all.



Fighting



Barking



Digging



TRAINING AID

Stop dog bad behaviors



Chewing

Collage image illustrating the device as a training aid to stop various unwanted dog behaviors, including fighting, barking, digging, and chewing.

TROUBLESHOOTING

If the device is not functioning as expected, consider the following:

- **Check Battery:** Ensure the device is fully charged. A flashing red light indicates a low battery.
- **Verify Placement:** Confirm the device is within the effective range (33 feet/10 meters) of the barking dog and that there are no significant obstructions.
- **Adjust Frequency:** Try different frequency settings to see if your dog responds better to a specific range.
- **Dog's Hearing:** Older dogs or those with pre-existing hearing issues may not be affected by the ultrasonic sound.
- **Environmental Noise:** Excessive background noise might interfere with the device's bark detection.

For further assistance, please refer to the detailed troubleshooting guide included in your package or contact Queenmew customer support.

SPECIFICATIONS

Feature	Detail
Product Name	Anti Barking Device
Power	USB Cable
Input Voltage	3.7V
Input Current	40mAh
Battery	3.7V 1800mAh
Sensor	Sound Detection Sensor
Sensor Distance	Up to 33ft (10m)
Ultrasonic Frequency	15KHZ-30KHZ
Item Weight	6.4 ounces
Item Dimensions (LxWxH)	6.93 x 6.93 x 11.06 inches
Certifications	CE/FC/RoHS

WARRANTY AND SUPPORT

Queenmew products are designed for quality and reliability. For warranty information, technical support, or any inquiries regarding your device, please contact Queenmew customer service through the retailer's platform or visit the official Queenmew website. Please retain your proof of purchase for warranty claims.