

VUSH Plump Palm Vibrator

VUSH Plump Palm Vibrator Instruction Manual

Model: Plump Palm Vibrator

INTRODUCTION

Thank you for choosing the VUSH Plump Palm Vibrator. This manual provides essential information for the safe and effective use, care, and maintenance of your device. Please read it thoroughly before first use and retain it for future reference.



The VUSH Plump Palm Vibrator and its protective charging case.

SAFETY INFORMATION

Your safety is paramount. Please observe the following precautions:

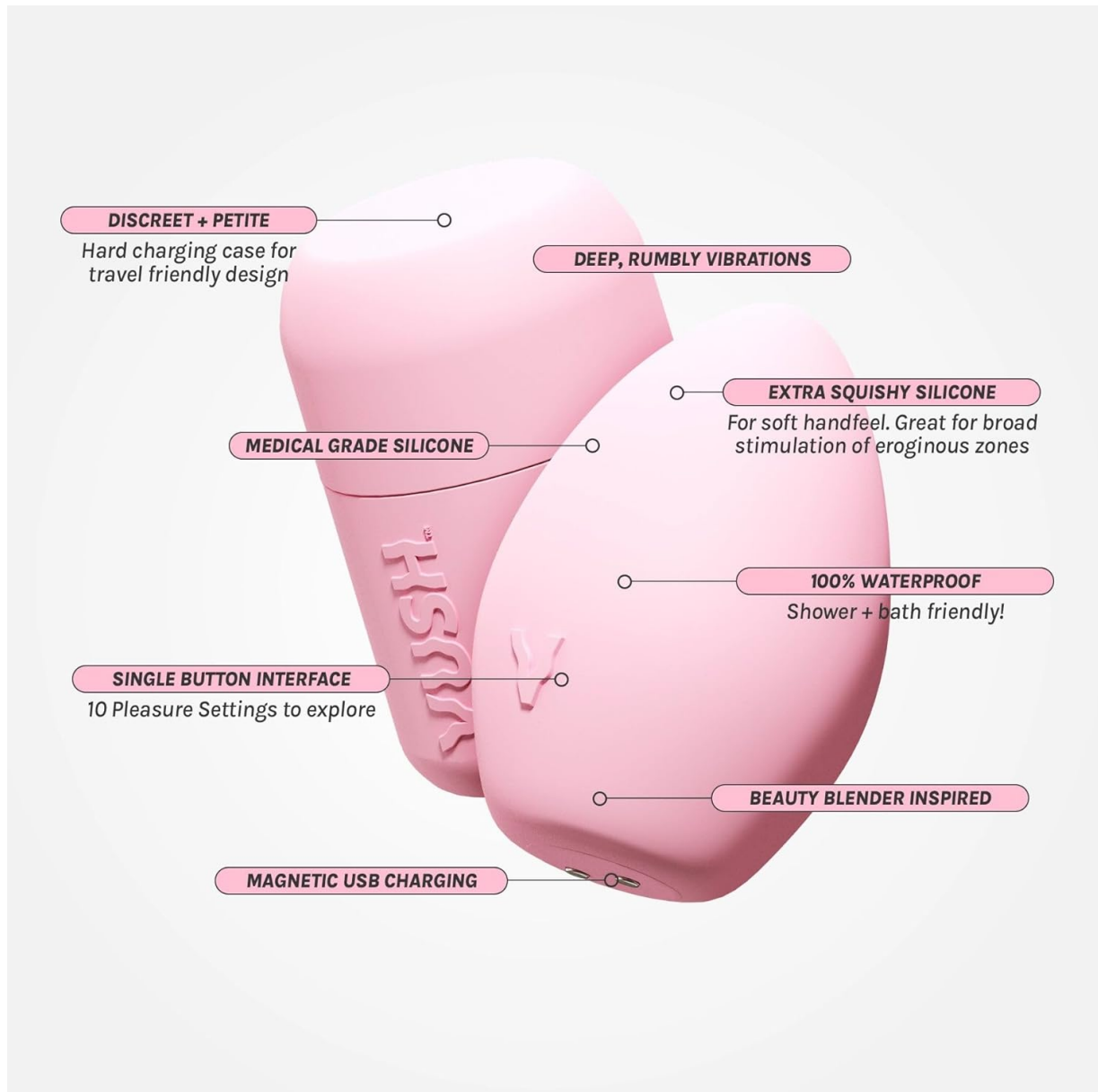
- Consult a healthcare professional if you have any medical conditions or concerns before using this product.
- Do not use the device if it appears damaged or compromised.
- Keep out of reach of children.
- Clean the device thoroughly before and after each use as instructed in the Maintenance section.
- Use only with water-based lubricants. Oil-based lubricants may damage the silicone material.
- Discontinue use immediately if you experience any discomfort, irritation, or pain.
- Do not submerge the charging case in water. The vibrator itself is waterproof, but the charging case is not.

PRODUCT OVERVIEW

The VUSH Plump Palm Vibrator is a compact, discreet, and soft-touch device designed for external stimulation. It features a unique ergonomic shape and offers multiple vibration patterns for varied sensations.

Key Features:

- **Soft & Squishy Silicone:** Made from medical-grade silicone for a gentle touch.
- **10 Vibration Modes:** Offers a range of intensities and patterns.
- **100% Waterproof:** Suitable for use in the shower or bath.
- **Rechargeable:** Convenient magnetic USB charging.
- **Compact & Discreet:** Designed for portability and privacy.



Detailed diagram highlighting the key features of the Plump Palm Vibrator, including its medical-grade silicone, waterproof design, single-button interface, and magnetic USB charging.

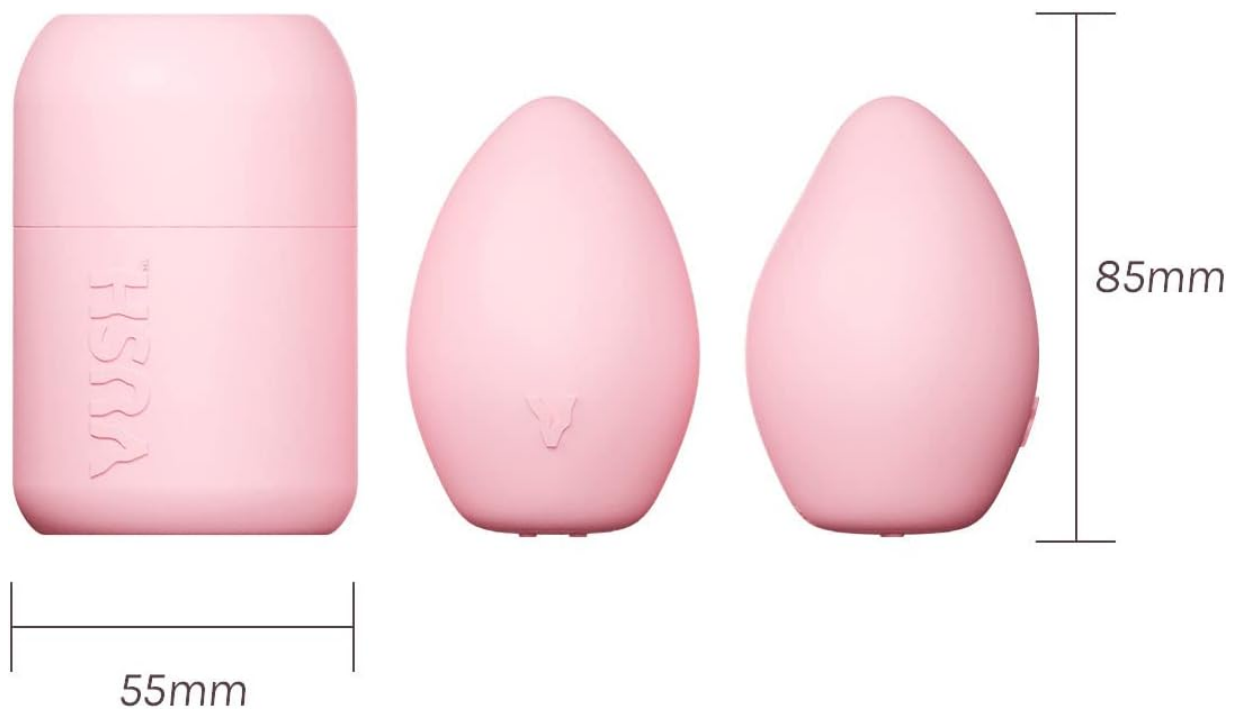


An infographic summarizing the main attributes: 100% waterproof, beauty-style design, whisper quiet vibrations, medical-grade silicone, single button interface, magnetic USB charging, and designed in Australia.

SETUP

Initial Charging:

1. Remove the vibrator from its charging case.
2. Locate the magnetic charging points on the base of the vibrator and inside the charging case.
3. Place the vibrator into the charging case, ensuring the magnetic points align. The indicator light on the case will illuminate to confirm charging.
4. Connect the provided USB charging cable to the charging case and plug it into a USB power source (e.g., computer, wall adapter).
5. Allow the device to charge fully before first use. Charging typically takes approximately 2-3 hours. The indicator light will change or turn off when fully charged.



Visual guide to the magnetic USB charging mechanism, showing the vibrator placed in its case for charging.

First Use Preparation:

Before your first use, and after each subsequent use, clean the device as described in the Maintenance section.

OPERATION

Power On/Off:

- To turn on: Press and hold the power button (located on the vibrator) for 2 seconds.
- To turn off: Press and hold the power button for 2 seconds.

Changing Vibration Modes:

- Once the device is on, press the power button briefly to cycle through the 10 available vibration modes.
- Each press will switch to the next mode.

Usage:

Apply a small amount of water-based lubricant to the device and/or the desired area. Gently place the vibrator against the skin for external stimulation. Experiment with different vibration modes and pressure to find what is most pleasurable for you.

MAINTENANCE

Cleaning:

The VUSH Plump Palm Vibrator is 100% waterproof, making cleaning simple:

1. After each use, wash the vibrator with warm water and a mild, antibacterial soap or a specialized toy cleaner.

- 2. Rinse thoroughly to remove all soap residue.
- 3. Do not use harsh chemicals, alcohol, or petroleum-based cleaners, as these can damage the silicone.



A banner confirming the VUSH product's waterproof design, ensuring durability and ease of cleaning.

Drying & Storage:

- Pat dry with a lint-free cloth or allow to air dry completely before storing.
- Store the vibrator in its original charging case in a cool, dry place, away from direct sunlight and extreme temperatures.
- Avoid storing with other toys made of different materials to prevent potential material degradation.

TROUBLESHOOTING

Problem	Possible Cause	Solution
Device does not turn on.	Battery is depleted.	Charge the device fully using the magnetic USB charging case.
Vibrations are weak or inconsistent.	Low battery.	Recharge the device.
Device is not charging.	Charging cable or connection issue.	Ensure the USB cable is securely connected to both the charging case and the power source. Check if the magnetic points are aligned correctly. Try a different USB port or adapter.
Device feels uncomfortable or causes irritation.	Improper use, allergic reaction, or lubricant incompatibility.	Discontinue use immediately. Ensure you are using a water-based lubricant. If irritation persists, consult a healthcare professional.

SPECIFICATIONS

- **Model:** Plump Palm Vibrator
- **Material:** Medical-grade Silicone
- **Dimensions (Vibrator):** Approximately 85mm (Height) x 55mm (Width)

- **Weight:** 7.76 ounces (approximate, including case)
- **Vibration Modes:** 10 patterns
- **Waterproof Rating:** 100% Waterproof (Vibrator only)
- **Battery:** 1 Lithium Polymer battery (rechargeable)
- **Charging:** Magnetic USB charging

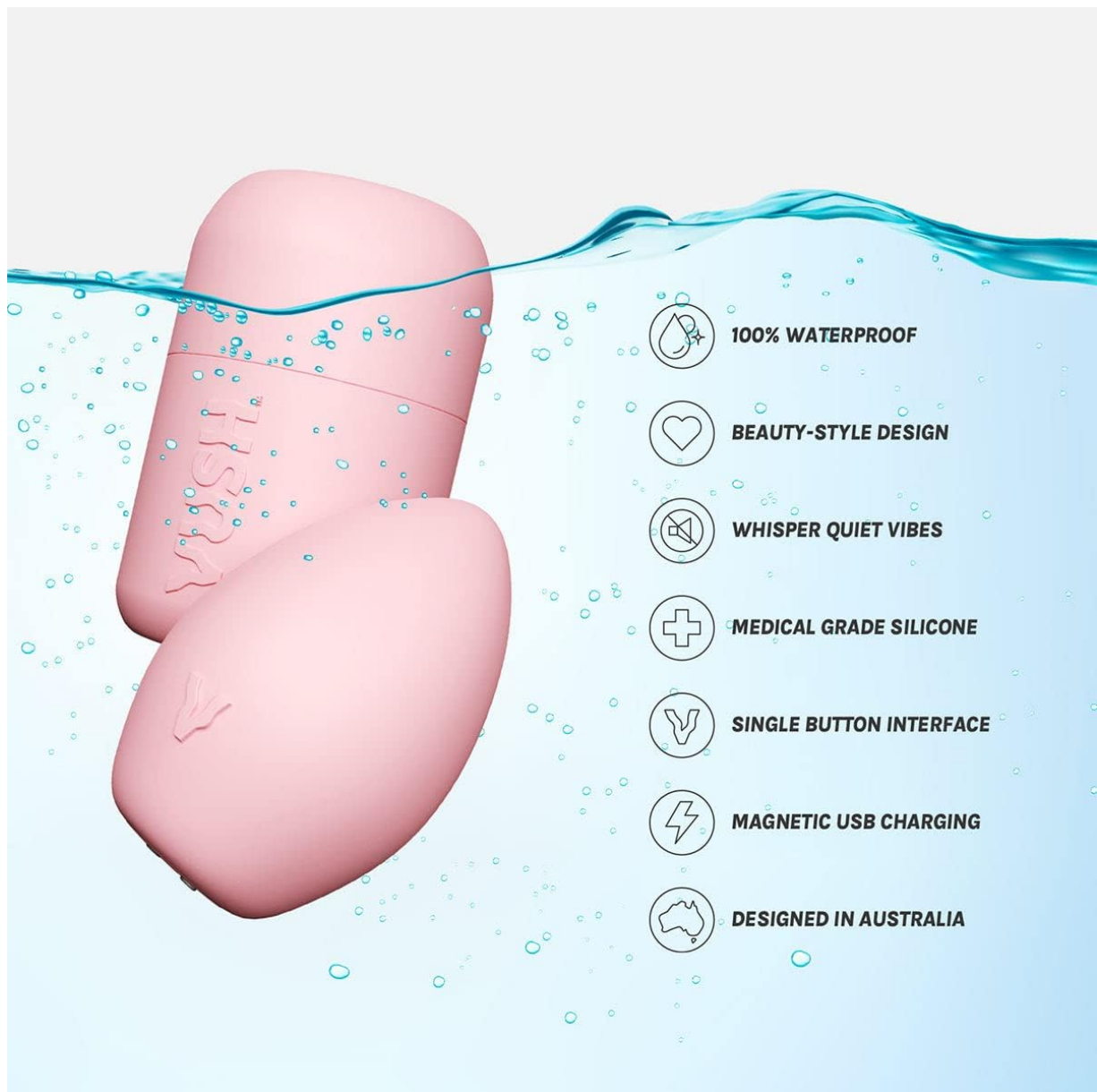


Diagram illustrating the approximate dimensions of the Plump Palm Vibrator.






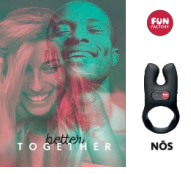
WARRANTY AND SUPPORT

For warranty information, product support, or to address any concerns not covered in this manual, please refer to the official VUSH website or contact VUSH customer service directly. Contact details can typically be found on the product packaging or the brand's official online presence.

DISPOSAL

This product contains a rechargeable lithium polymer battery and electronic components. Do not dispose of it with general household waste. Please follow local regulations for the recycling of electronic waste (WEEE) and batteries to protect the environment.

Related Documents - Plump Palm Vibrator

	<p>VUSH SHINE Internal G-Spot Vibrator: Care and Instruction Manual</p> <p>Comprehensive care and instruction manual for the VUSH SHINE internal G-spot vibrator, covering usage, charging, cleaning, safety, and warranty information.</p>
	<p>We-Vibe Sync User Manual</p> <p>Comprehensive guide to the We-Vibe Sync, covering features, usage, charging, pairing, and safety instructions. Learn how to maximize your experience with this advanced personal massager.</p>
	<p>Nu Sensuelle Rhapsody Tapping Vibe: Features, Usage, and Care</p> <p>Discover the Nu Sensuelle Rhapsody Tapping Vibe. Learn about its features, how to clean, charge, and operate the device for optimal G-spot and clitoral stimulation. Includes product specifications and safety guidelines.</p>
	<p>Together™ Couples Vibrator User Guide & Specifications EEI</p> <p>Comprehensive user guide for the Together™ couples' vibrator with remote control by EEI. Learn about features like the Echo Function, usage, care, safety warnings, specifications, and warranty.</p>
	<p>Nu Sensuelle Cache: Discreet Vibe Vibrator - Features & Guide</p> <p>Discover the Nu Sensuelle Cache, a stylish and discreet vibrator made from body-safe silicone. Learn about its features, usage, charging, and safety guidelines.</p>
	<p>FUN FACTORY NÔS User Manual and Product Information</p> <p>Comprehensive guide to the FUN FACTORY NÔS, a dual-headed ring vibrator. Learn about its features, usage, care, safety instructions, and responsible manufacturing.</p>