

FOREVER TWE-210

# FOREVER TWE-210 ANC Wireless Bluetooth Earbuds User Manual

Model: TWE-210

[Introduction](#)

[Setup](#)

[Operating](#)

[Maintenance  
Warranty &  
Support](#)

[Troubleshooting](#)

[Specifications](#)

## 1. INTRODUCTION

This manual provides detailed instructions for the use and maintenance of your FOREVER TWE-210 ANC Wireless Bluetooth Earbuds. Please read this manual thoroughly before using the product to ensure proper operation and to extend the lifespan of your device.



Image: The FOREVER TWE-210 ANC Wireless Bluetooth Earbuds, shown with their charging case. The earbuds are black and feature an in-ear design with a stem, while the charging case is compact and oval-shaped, also in black.

## 2. SETUP

---

### 2.1 Package Contents

Ensure all items are present in the package:

- FOREVER TWE-210 ANC Wireless Bluetooth Earbuds (Left and Right)
- Charging Case
- USB Charging Cable
- User Manual
- Additional Eartips (various sizes, if included)



Image: The retail packaging for the FOREVER TWE-210 earbuds, displaying the product name, features like Active Noise Cancellation (ANC), and an image of the earbuds and charging case.

## 2.2 Initial Charging

Before first use, fully charge the earbuds and the charging case. Place the earbuds into the charging case and connect the USB charging cable to the case and a power source (e.g., computer USB port or wall adapter).

- The LED indicators on the charging case will show charging status.
- A full charge typically takes approximately 1-2 hours.



Image: The FOREVER TWE-210 earbuds resting inside their open charging case, with LED indicator lights visible on the front of the case, indicating battery status.

## 2.3 Bluetooth Pairing

1. Ensure the earbuds are charged.
2. Open the charging case. The earbuds will automatically enter pairing mode (LED indicators on earbuds may flash).
3. On your device (smartphone, tablet, computer), enable Bluetooth.
4. Search for available Bluetooth devices and select "FOREVER TWE-210" from the list.
5. Once connected, the earbuds will indicate successful pairing (e.g., a voice prompt or steady LED light).
6. If pairing fails, place the earbuds back into the case, close the lid, wait a few seconds, and then repeat the steps.

## 3. OPERATING INSTRUCTIONS

### 3.1 Wearing the Earbuds

Gently insert each earbud into the corresponding ear canal (L for left, R for right). Rotate the earbud slightly until it fits snugly and comfortably. A proper fit is crucial for optimal sound quality and Active Noise Cancellation (ANC) performance.



Image: A diagram illustrating the correct way to insert an earbud into the ear canal for a secure and comfortable fit, highlighting the in-ear detection feature.

### 3.2 Touch Controls

The TWE-210 earbuds feature touch-sensitive controls on each earbud. The specific functions may vary based on the number of taps or long presses.

Action	Function
Single Tap (L/R)	Play/Pause music, Answer/End call
Double Tap (Right)	Next Track
Double Tap (Left)	Previous Track
Triple Tap (L/R)	Activate Voice Assistant
Long Press (L/R, 2s)	Toggle ANC/Transparency Mode
Long Press (L/R, 3s during call)	Reject Call

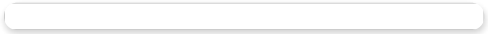


Image: The FOREVER TWE-210 earbuds in their charging case, accompanied by icons representing key features such as Active Noise

### 3.3 Active Noise Cancellation (ANC)

The TWE-210 earbuds feature Active Noise Cancellation to reduce ambient noise. To cycle through ANC modes (ANC On, Transparency Mode, ANC Off), perform a long press on either earbud (refer to the Touch Controls table).

- **ANC On:** Minimizes external sounds for an immersive listening experience.
- **Transparency Mode:** Allows you to hear your surroundings while still enjoying your audio, useful for awareness.
- **ANC Off:** Standard audio playback without noise cancellation.

## 4. MAINTENANCE

---

### 4.1 Cleaning

Regular cleaning helps maintain sound quality and hygiene.

- Use a soft, dry, lint-free cloth to wipe the earbuds and charging case.
- For earwax or debris in the earbud tips, gently use a small, soft brush or cotton swab.
- Do not use abrasive cleaners, alcohol, or chemical solvents.
- Ensure the charging contacts on both the earbuds and case are clean and dry.

### 4.2 Storage

When not in use, always store the earbuds in their charging case to protect them from dust, damage, and to keep them charged.

### 4.3 Battery Care

- Avoid fully discharging the battery frequently.
- Charge the earbuds regularly, even if not used for extended periods, to prevent deep discharge.
- Store in a cool, dry place away from extreme temperatures.

## 5. TROUBLESHOOTING

---

If you encounter issues with your FOREVER TWE-210 earbuds, refer to the following common problems and solutions:

Problem	Possible Solution
Earbuds not pairing with device	<ul style="list-style-type: none"><li>◦ Ensure earbuds are charged.</li><li>◦ Place earbuds back in case, close lid, wait 5 seconds, then open to re-enter pairing mode.</li><li>◦ Turn Bluetooth off and on again on your device.</li><li>◦ Forget "FOREVER TWE-210" from your device's Bluetooth list and try pairing again.</li></ul>
No sound from one or both earbuds	<ul style="list-style-type: none"><li>◦ Check volume levels on both earbuds and your connected device.</li><li>◦ Ensure earbuds are properly seated in your ears.</li><li>◦ Re-pair the earbuds with your device.</li><li>◦ Clean the earbud tips and charging contacts.</li></ul>

Problem	Possible Solution
Charging case not charging	<ul style="list-style-type: none"><li>◦ Ensure the USB cable is securely connected to both the case and the power source.</li><li>◦ Try a different USB cable or power adapter.</li><li>◦ Clean the charging port on the case.</li></ul>
ANC not working effectively	<ul style="list-style-type: none"><li>◦ Ensure earbuds are properly seated in your ears for a good seal.</li><li>◦ Toggle ANC mode to ensure it is activated (long press on earbud).</li><li>◦ Ensure earbud microphones are not obstructed or dirty.</li></ul>

## 6. SPECIFICATIONS

---

Key technical specifications for the FOREVER TWE-210 ANC Wireless Bluetooth Earbuds:

- **Model Name:** TWE-210
- **Brand:** FOREVER
- **Connectivity Technology:** Bluetooth (Wireless)
- **Form Factor:** In-Ear
- **Control Type:** App Control (Implied by "Contrôle app" in source, but typically touch controls are primary)
- **Special Features:** Microphone included, Active Noise Cancellation (ANC)
- **Rechargeable Battery:** Yes
- **Color:** Black (for this specific variant)
- **Material:** Faux Leather (listed as "Simili cuir" for the product, but this is unusual for earbuds, likely refers to case or packaging)
- **Compatible Devices:** Laptop, Desktop Computer (and generally smartphones/tablets)

## 7. WARRANTY & SUPPORT

---

### 7.1 Warranty Information

FOREVER products are covered by a limited warranty against defects in materials and workmanship. Please refer to the warranty card included in your product packaging for specific terms and conditions, or visit the official FOREVER website for detailed warranty policy information.

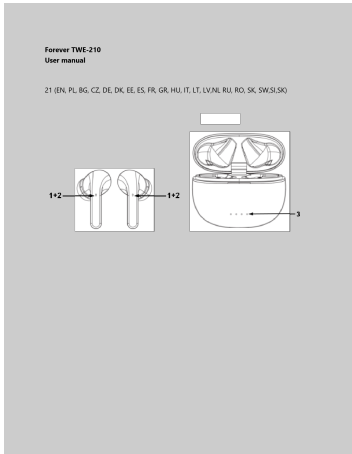
The buybox winner information indicates a return policy of 30 days for refund/replacement. This is typically handled by the seller.

### 7.2 Customer Support

For technical assistance, troubleshooting not covered in this manual, or warranty claims, please contact FOREVER customer support through their official website or the contact information provided in your product documentation. When contacting support, please have your product model (TWE-210) and purchase details ready.

You may also refer to the seller, T3S Shop, for support regarding your purchase.



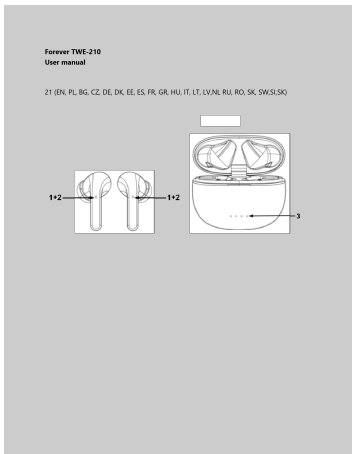


[\[pdf\]](#) User Manual Accessories

Dymitr Mikhaylin Forever portal z instrukcjami obsługi 1677674482 manual forever eu file |||

Forever **TWE-210** User manual 21 EN, PL, BG, CZ, DE, DK, EE, ES, FR, GR, HU, IT, LT, LV, NL, RU, RO, SK, SW, SI, SK EN Thank you for purchasing a product by Forever. Before use, please refer to the User s manual, and save it for future reference. Do not disassemble the device on your own all repairs ...

lang:en **score:32** filesize: 740.76 K page\_count: 83 document date: 2022-10-25



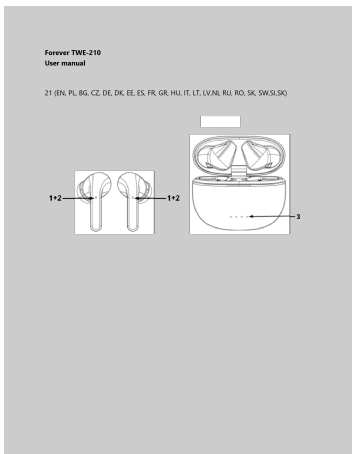
[\[pdf\]](#) User Manual Accessories

Náhled \* souboru s návodem k obsluze NÁVOD K OBSLUZE Sluchátka Forever TWE 210 Earp černá

Databáze návodů v češtině sluchátka forever twe earp cerna 103244 locked navod cz preview 104 |||

Forever **TWE-210** User manual 21 EN, PL, BG, CZ, DE, DK, EE, ES, FR, GR, HU, IT, LT, LV, NL, RU, RO, SK, SW, SI, SK EN Thank you for purchasing a product by Forever. Before use, please refer to the User s manual, and save it for future reference. Do not disassemble the device on your own all repairs ...

lang:en **score:26** filesize: 460.52 K page\_count: 4 document date: 2022-11-12



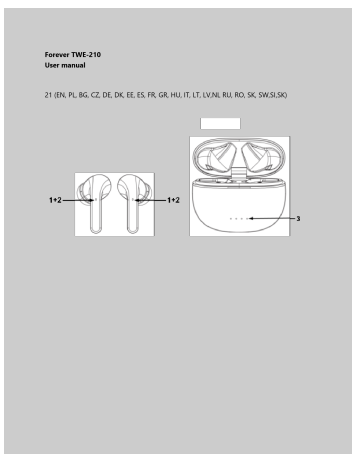
[\[pdf\]](#) User Manual Accessories

Náhled \* souboru s návodem k obsluze NÁVOD K OBSLUZE Sluchátka Forever TWE 210 Earp růžová

Databáze návodů v češtině sluchátka forever twe earp ruzova 103245 locked navod cz preview 104 |||

Forever **TWE-210** User manual 21 EN, PL, BG, CZ, DE, DK, EE, ES, FR, GR, HU, IT, LT, LV, NL, RU, RO, SK, SW, SI, SK EN Thank you for purchasing a product by Forever. Before use, please refer to the User s manual, and save it for future reference. Do not disassemble the device on your own all repairs ...

lang:en **score:26** filesize: 460.52 K page\_count: 4 document date: 2022-11-12



[\[pdf\]](#) User Manual Accessories

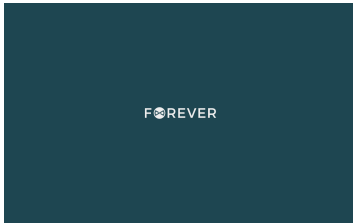
Náhled \* souboru s návodem k obsluze NÁVOD K OBSLUZE Sluchátka Forever TWE 210 Earp bílá

Databáze návodů v češtině sluchátka forever twe earp bila 103246 locked navod cz preview 104 |||

Forever **TWE-210** User manual 21 EN, PL, BG, CZ, DE, DK, EE, ES, FR, GR, HU, IT, LT, LV, NL, RU, RO, SK, SW, SI, SK EN Thank you for purchasing a product by Forever. Before use, please refer to the User s manual, and save it for future reference. Do not disassemble the device on your own all repairs ...

lang:en **score:26** filesize: 460.52 K page\_count: 4 document date: 2022-11-12





### [FOREVER Mobile Data Cables & Chargers Product Catalog](#)

Explore the FOREVER product catalog featuring a wide range of mobile data cables, including Classic Nylon, High Power, 8K Bidirectional USB-C, and 3-in-1 Magnetic cables, designed for efficient charging and high-speed data transfer for various devices.

lang:en score:26 filesize: 21.02 M page\_count: 98 document date: 2022-09-01



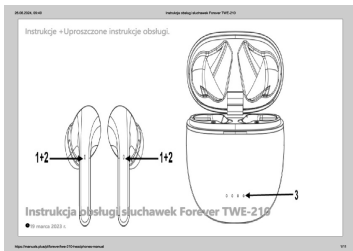
### [\[pdf\] Accessories Catalog](#)

CATALOGUE 2024 katalog dzien dziecka eng 360 telforceone pl kampanie2024 |||

CATALOGUE CHILDREN S DAY 2024 CHILDREN S DAY IN YOUR COMPANY.

Together, let s create magical momen ... H MICROPHONE WITH SPEAKER Model: AMS-200 Index: GSM115308 GSM115307 BLUETOOTH ANC EARPHONES Model: **TWE-210** Index: GSM114781 FOREVER BLUETOOTH SELFIE STICK Model: FS-01 Index: GSM113227 BLUETOOTH SP...

lang:en score:12 filesize: 13.04 M page\_count: 20 document date: 2024-05-10

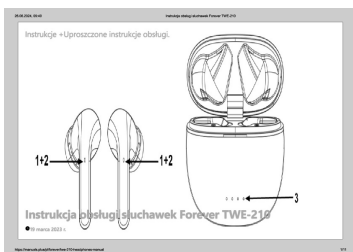


### [\[pdf\]](#)

Instrukcja obsługi słuchawek Forever TWE 210 Mr T obsługi słuchawek 26 giu 2024 — Dziękujemy za zakup produktu marki Przed użyciem zapoznaj się z instrukcją i zachowaj ją na przyszłość Nie należy samodzielnie demontować obsługi FOREVER electro pl products files 37 3759222 |||

...

lang:en score:11 filesize: 1.3 M page\_count: 11 document date: 2024-06-26



### [\[pdf\]](#)

Instrukcja obsługi słuchawek Forever TWE 210 Mr T obsługi słuchawek 26 giu 2024 — Dziękujemy za zakup produktu marki Przed użyciem zapoznaj się z instrukcją i zachowaj ją na przyszłość Nie należy samodzielnie demontować obsługi FOREVER mediaexpert pl products files 37 3759222 |||

...

lang:en score:11 filesize: 1.3 M page\_count: 11 document date: 2024-06-26