

ALEASHA 2323100

ALEASHA Widespread Bathroom Faucet Instruction Manual

Brand: [ALEASHA](#) | Model: [2323100](#)

1. PRODUCT OVERVIEW

The ALEASHA Widespread Bathroom Faucet is designed for modern bathrooms, featuring a durable brushed nickel finish and a 3-hole deck mount installation. This faucet combines elegant design with practical functionality, ensuring a reliable and aesthetically pleasing addition to your sink.



Figure 1.1: ALEASHA Widespread Bathroom Faucet Components



Figure 1.2: Faucet Installed on a Bathroom Countertop

2. KEY FEATURES

- **Elegant Brushed Nickel Finish:** Provides excellent resistance against scratches and rust for daily use.
- **Durable Construction:** Made from high-quality stainless steel and zinc, ensuring durability and corrosion resistance. Features an internal ceramic valve for leak-free performance.
- **Widespread Design:** Compatible with most 3-hole deck installations.
- **Precise Temperature Control:** Red and blue indicators on handles distinguish hot and cold water controls.
- **Superior Aerator:** Includes an imported 1.2 GPM aerator for dense, soft water flow without splashing, saving up to 35% water. A 2.2 GPM aerator is also provided for replacement.
- **Integrated Pop-Up Drain:** Comes with a pop-up drain assembly with overflow, designed for quick and efficient drainage.



Figure 2.1: Faucet Components and Features



Figure 2.2: Ceramic Valve Performance



Figure 2.3: Premium Finish and Aerator Benefits

3. PRODUCT DIMENSIONS

Understanding the dimensions of your faucet is crucial for proper installation and fit within your bathroom space.

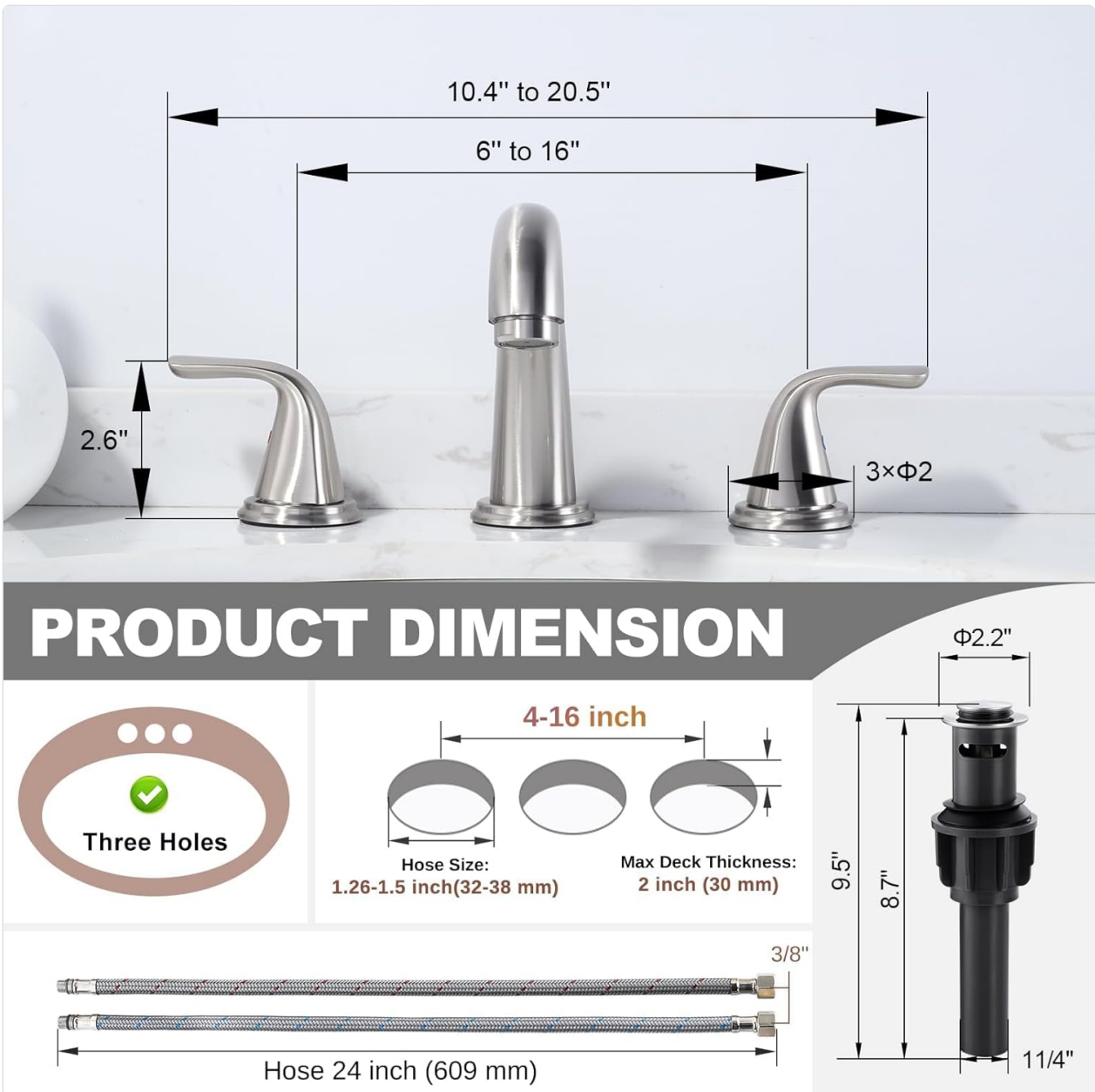


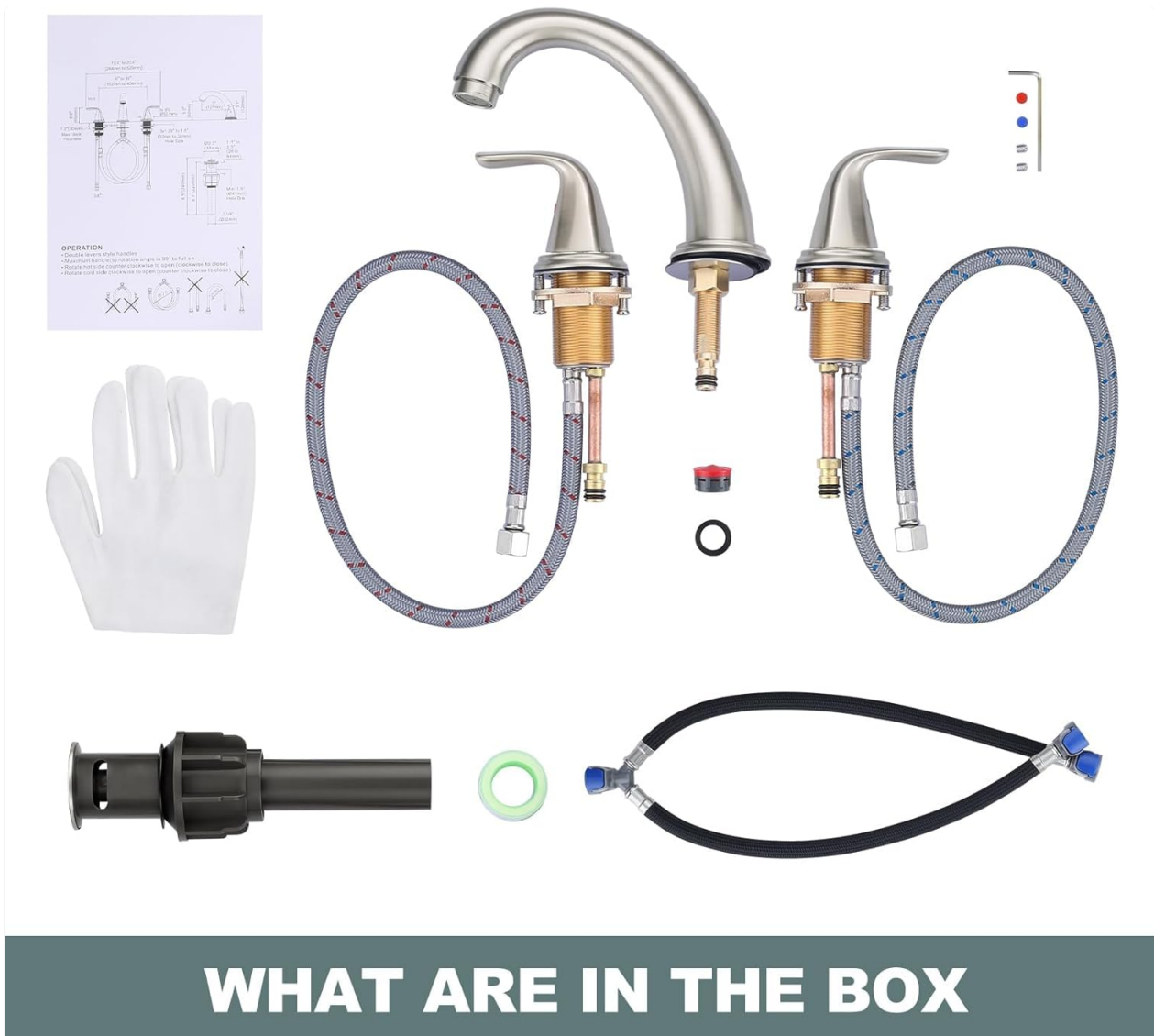
Figure 3.1: Product Dimension Diagram

Table 3.1: Key Dimensions

Measurement	Value
Product Dimensions (L x W x H)	10 x 2 x 10 inches
Spout Reach	6 Inches
Hose Size	1.26-1.5 inches (32-38 mm)
Max Deck Thickness	2 inches (30 mm)
Hose Length	24 inches (609 mm)

4. WHAT'S IN THE BOX

The ALEASHA Widespread Bathroom Faucet package includes all necessary components for a complete installation:



WHAT ARE IN THE BOX

Figure 4.1: Package Contents

1. Bathroom Faucet Assembly
2. Supply Hoses (24-inch length, cUPC certified)

3. Wrench
4. Installation Guide
5. Aerator (1.2 GPM pre-installed, 2.2 GPM replacement included)
6. Teflon Tape
7. Pop-Up Drain with Overflow
8. Pair of Gloves



Figure 4.2: cUPC Certified Water Supply Hose

5. SETUP AND INSTALLATION

The ALEASHA Widespread Bathroom Faucet is designed for straightforward installation. Please follow the detailed instructions provided in the included Installation Guide for best results. Ensure all parts listed in Section 4 are present before beginning.

General Installation Steps:

1. Turn off the main water supply to your bathroom.
2. Remove your old faucet and clean the sink surface thoroughly.
3. Install the faucet body and handles into the designated holes on your sink deck.
4. Connect the hot and cold water supply lines to the faucet and your water supply valves. Ensure all connections are secure and use Teflon tape as needed.
5. Install the pop-up drain assembly into the sink drain hole.
6. Test for leaks by slowly turning on the water supply and checking all connections.

A well-explained guide is included in the box to assist with each step of the installation process.

6. OPERATION

Operating your ALEASHA Widespread Bathroom Faucet is simple and intuitive. The two handles provide independent control over hot and cold water flow.






Figure 6.1: Hot and Cold Water Control

- **Water Flow Control:** Rotate the handles 90 degrees to open or close the water flow.
- **Temperature Adjustment:** The left handle controls hot water (indicated by a red dot), and the right handle controls cold water (indicated by a blue dot). Adjust the desired temperature by mixing hot and cold water.
- **Aerator:** The faucet is equipped with a water-saving aerator that provides a smooth, splash-free stream.

7. MAINTENANCE

Proper maintenance will ensure the longevity and continued aesthetic appeal of your ALEASHA Widespread Bathroom Faucet.

Cleaning Instructions:

- To clean the brushed nickel finish, use a soft, damp cloth and mild soap. Avoid abrasive cleaners, harsh chemicals, or scouring pads, as these can damage the finish.
- Regularly wipe down the faucet to prevent water spots and mineral buildup. The brushed nickel finish is designed to resist fingerprints and corrosion.

- For the aerator, if water flow becomes restricted, unscrew the aerator from the spout and clean any debris or mineral deposits. Rinse thoroughly and reattach.



Figure 7.1: Benefits of the Brushed Nickel Finish

8. TROUBLESHOOTING

If you encounter any issues with your ALEASHA Widespread Bathroom Faucet, refer to the common troubleshooting tips below:

Table 8.1: Common Issues and Solutions

Problem	Possible Cause	Solution
Low Water Flow	Clogged aerator or partially closed supply valve.	Clean the aerator (refer to Maintenance section) or ensure supply valves are fully open.

Problem	Possible Cause	Solution
Leaking from Spout	Debris in ceramic valve or worn O-rings.	Flush the lines, or if persistent, contact customer service for assistance with valve replacement. The ceramic valve is designed for leak-free operation.
Leaking at Base of Faucet	Loose mounting nuts or improper sealing.	Tighten mounting nuts under the sink. Ensure proper sealing during installation.
Handles Stiff or Hard to Turn	Mineral buildup or internal issue with valve cartridge.	Ensure regular cleaning. If problem persists, the ceramic valve may need inspection.

If troubleshooting steps do not resolve the issue, please contact ALEASHA customer service for further assistance.

9. SPECIFICATIONS

Table 9.1: Product Specifications

Attribute	Detail
Brand	ALEASHA
Model Name	2323100
Color	Brushed Nickle
Material	Brass, Zinc
Finish Type	Brushed
Mounting Type	Deck Mount
Number of Handles	2
Hole Count	3
Maximum Flow Rate	1.2 Gallons Per Minute (GPM)
Spout Design	Gooseneck
Item Weight	3.23 pounds (1.47 Kilograms)
Date First Available	September 23, 2022

10. WARRANTY AND SUPPORT

ALEASHA is committed to providing high-quality products and excellent customer service.

- **Warranty:** This product comes with a 5-year warranty.
- **Returns:** We offer 30 days free return for refund or replacement.
- **Customer Service:** For any questions, concerns, or assistance, please feel free to contact us at any time.