



[Manuals.plus](#) /

> [eufy Security](#) /

> eufy Security Smart Lock C210, Keyless Entry Door Lock, Built-in WiFi Deadbolt, Smart Door Lock, No Bridge Required, Easy Installation, Touchscreen Keypad, App Remote Control, 4 AA Batteries Included Black

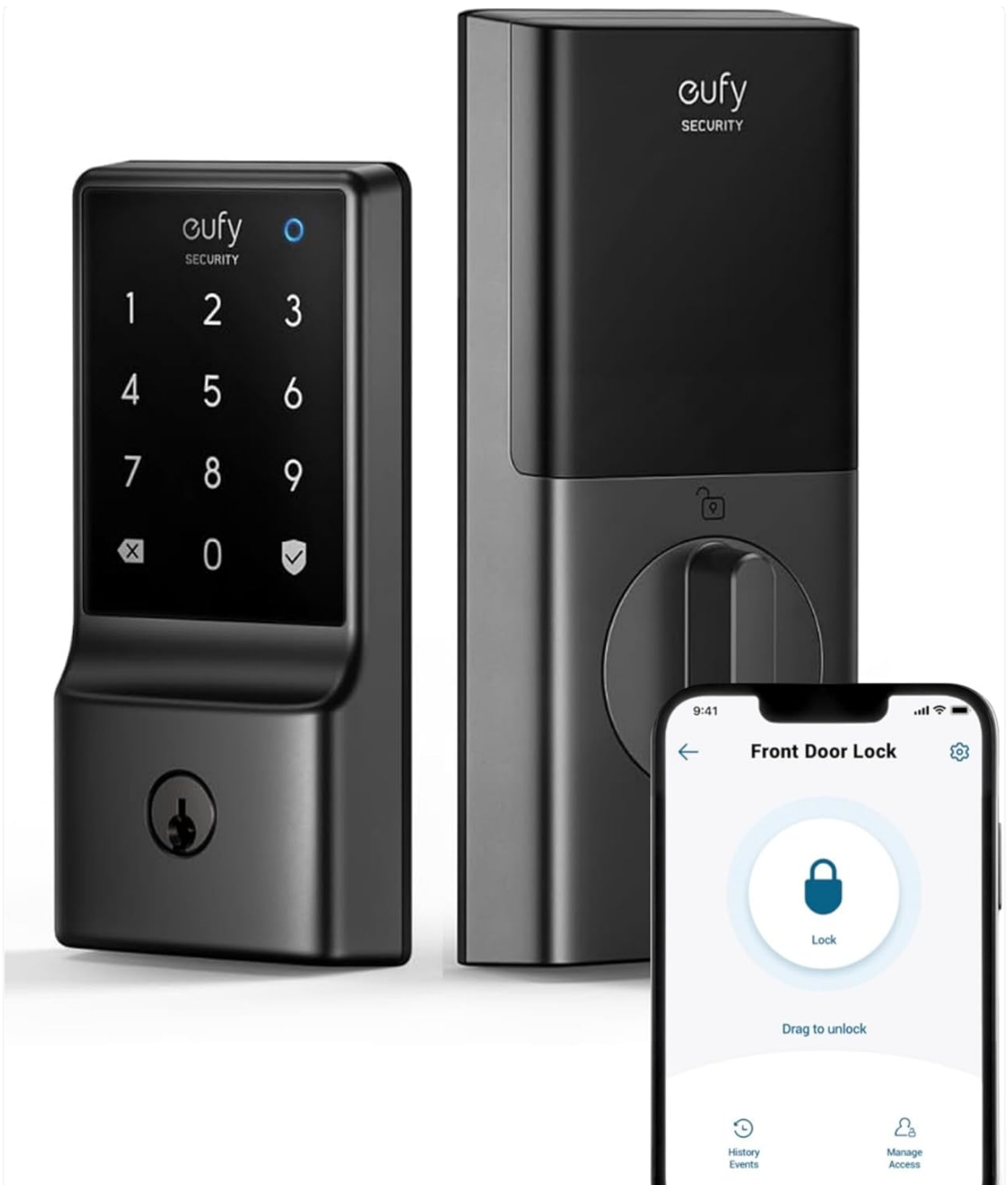
eufy Security C210

eufy Security Smart Lock C210 User Manual

Model: C210 | Brand: eufy Security

PRODUCT OVERVIEW

The eufy Security Smart Lock C210 is a keyless entry door lock designed for enhanced home security and convenience. It features built-in Wi-Fi for remote control, a touchscreen keypad, and multiple unlocking methods.



The eufy Security Smart Lock C210 includes an exterior keypad with a physical key override and an interior deadbolt unit. The accompanying smartphone app provides remote control and monitoring.

KEY FEATURES

- **Easy Installation:** Compatible with most standard US deadbolts. 15-minute easy install without drilling.
- **Built-in Wi-Fi:** Control your smart lock from anywhere via the eufy Security app. No bridge required.
- **Integrated Smart Home:** Add to eufy Security app routines with eufy doorbell.
- **5 Ways to Unlock:** eufy Security app, touchscreen keypad, physical key, Apple Watch, or voice with Alexa/Google Voice

Assistant.

- **Security and Durability:** BHMA Certified (100,000+ lock/unlock cycles). Triggers alarm on unusual attempts. IPX3 weatherproof rating, operating from -22°F to 158°F (-30°C to 70°C).

Control from Anywhere



The eufy Security app allows users to control their smart lock remotely, providing convenience and peace of mind from any location with an internet connection.

Stable Built-In Wi-Fi




The smart lock features stable built-in Wi-Fi, eliminating the need for an external bridge and allowing direct connection to your home network for seamless control.

SETUP AND INSTALLATION

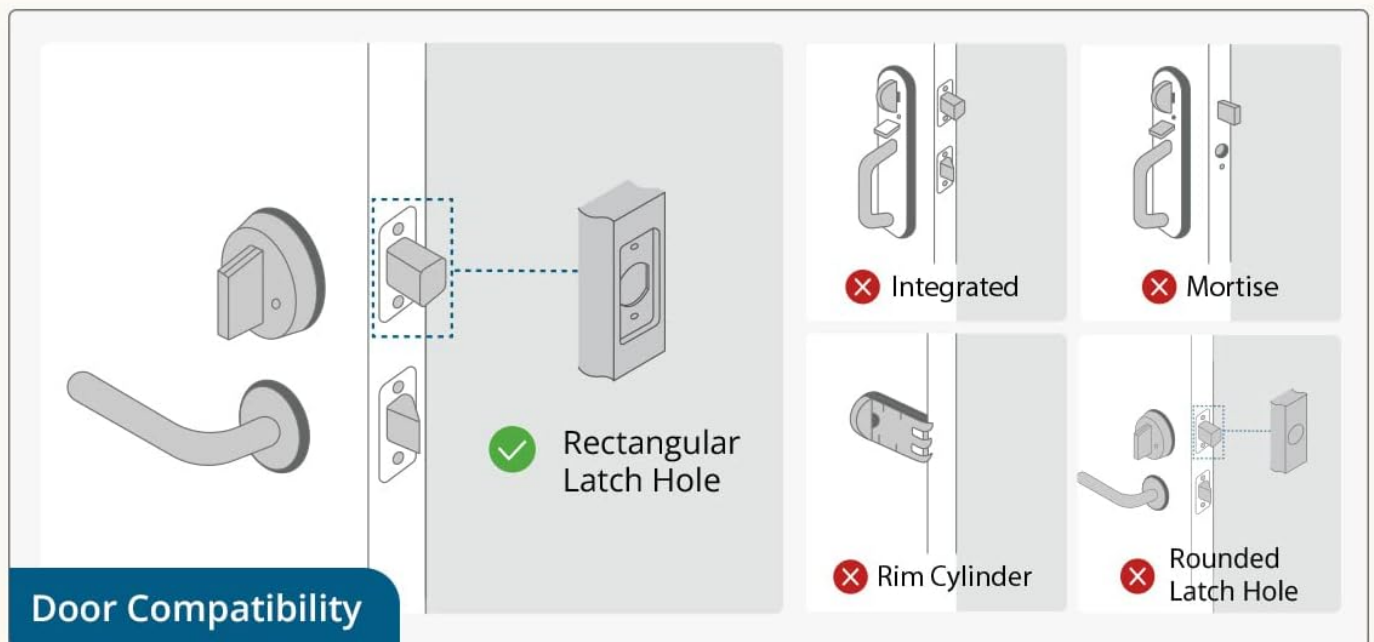
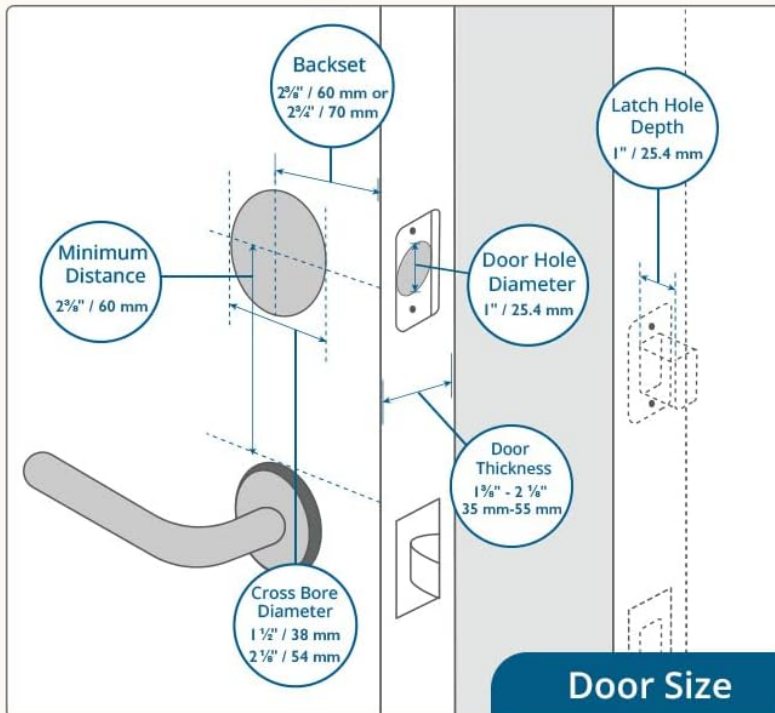
The eufy Security Smart Lock C210 is designed for easy, 15-minute DIY installation without the need for drilling, compatible with most standard US deadbolts.

15-minute Easy Installation



Installation of the eufy Smart Lock C210 is straightforward and can be completed in approximately 15 minutes with basic tools like a Phillips screwdriver.

Check Compatibility Before Purchase



Before purchasing, ensure your door meets the compatibility requirements for backset ($2\frac{3}{8}$ " or $2\frac{3}{4}$ "), door hole diameter ($2\frac{1}{8}$ "), door thickness ($1\frac{3}{8}$ " to $2\frac{1}{4}$ "), and has a rectangular latch hole.


OPERATING INSTRUCTIONS

Unlocking and Locking

- **Via eufy Security App:** Open the app, select your lock, and use the "Drag to unlock" or "Drag to lock" function.
- **Via Touchscreen Keypad:** Enter your programmed passcode on the keypad.

- **Via Physical Key:** Use the provided physical key as a traditional override.
- **Voice Control:** Integrate with Amazon Alexa or Google Voice Assistant for voice commands (e.g., "Alexa, unlock the door").
- **Apple Watch:** Control the lock directly from your Apple Watch.

Unlock the Way You Want



This smart lock offers multiple convenient ways to unlock your door, including using the dedicated mobile app, a traditional physical key, or the integrated touchscreen keypad.

Auto-Lock Feature

The smart lock can be configured to automatically lock after a set period (e.g., 30 seconds) when the door is closed, ensuring your home is always secure.

Real-time Notifications


Receive instant mobile notifications when your door is locked or unlocked, providing real-time security updates.

Access Management

Grant temporary or scheduled access to guests or service providers through the eufy Security app.

Works with eufy Video Doorbell*

(Sold Separately)



The smart lock integrates seamlessly with eufy Video Doorbells (sold separately), allowing you to view who is at your door and control the lock from the same app interface.

MAINTENANCE

Battery Replacement

The lock operates on 4 AA batteries (included), which typically last up to 4 months. The app will notify you when the battery is low.



In case of battery depletion, the smart lock features a USB-C port at the bottom, allowing for temporary power supply using a portable power bank to gain entry.

Cleaning

Use a soft, dry cloth to clean the touchscreen and lock body. Avoid abrasive cleaners or solvents.

TROUBLESHOOTING

Wrong-Try Protection

The lock features "Wrong-Try Protection" which temporarily locks down the keypad after multiple incorrect passcode attempts, preventing unauthorized access.

Scramble Passcode

To prevent others from guessing your passcode by observing your input, you can enable "Scramble Passcode" which allows you to enter random digits before or after your actual code.

PRODUCT SPECIFICATIONS

| Attribute | Detail |
|--------------------|---------------------------|
| Brand | eufy Security |
| Model Name | C210 |
| Lock Type | Keypad WiFi smart lock |
| Material | Aluminum |
| Color | Black |
| Item Weight | 1.48 pounds (671.5 Grams) |
| Product Dimensions | 8.66 x 3.15 x 7.09 inches |

| Attribute | Detail |
|-----------------------|---|
| Power Source | Battery Powered (4 AA batteries included) |
| Average Battery Life | 4 months |
| Connectivity Protocol | Wi-Fi |
| Controller Type | Google Assistant, Amazon Alexa |
| Special Features | Stable Built-in Wi-Fi, Access management, Real-time notification, Event History, BHMA Certified |
| Weatherproof Rating | IPX3 |
| Operating Temperature | -22°F to 158°F (-30°C to 70°C) |

WARRANTY AND SUPPORT

The eufy Security Smart Lock C210 comes with an 18-month after-sales service and 24/7 customer support. For further assistance, please refer to the official user manual (PDF) available for download:[User Manual \(PDF\)](#).