

Hermès H24 Eau de Parfum

HERMÈS H24 Eau de Parfum 100 mL Instruction Manual

INTRODUCTION

Welcome to your HERMÈS H24 Eau de Parfum. This manual provides essential information for the proper use, care, and maintenance of your fragrance. Please read these instructions carefully to ensure an optimal experience and longevity of the product.



The image displays the HERMÈS H24 Eau de Parfum bottle alongside its grey and lime green packaging box. The bottle is clear glass with a light green liquid, a silver cap, and 'H24' embossed on the front. The box features 'H24 EAU DE PARFUM' and 'HERMÈS PARIS' branding, indicating a 100 mL / 3.3 FL.OZ volume.

SETUP

Unboxing

Carefully remove the HERMÈS H24 Eau de Parfum bottle from its packaging. Inspect the bottle for any signs of damage.

First Use

Remove the protective cap from the spray nozzle. For initial use, prime the pump by pressing it a few times until a fine mist is dispensed.

OPERATING INSTRUCTIONS

Application

Apply HERMÈS H24 Eau de Parfum to pulse points. These areas include the wrists, neck, and behind the ears, where body heat can help diffuse the fragrance.

Recommended Usage

For Eau de Parfum, 2-3 sprays are generally recommended for a balanced and lasting scent. Avoid over-application.

MAINTENANCE

Storage

Store the fragrance in a cool, dry place, away from direct sunlight and extreme temperatures. This helps preserve the integrity of the scent.

Cap Replacement

Always replace the cap after use to prevent evaporation and protect the spray mechanism.

Cleaning

If the bottle or nozzle becomes dusty, gently wipe it with a soft, dry cloth. Do not use harsh chemicals.

TROUBLESHOOTING

Spray Nozzle Clogged

If the spray nozzle becomes clogged, gently wipe it with a damp cloth. If the issue persists, try priming the pump again. Do not attempt to disassemble the nozzle.

Reduced Scent Longevity

Ensure proper application to pulse points. Skin hydration can also affect scent longevity; consider applying to moisturized skin.

Allergic Reaction

Discontinue use immediately if skin irritation or allergic reaction occurs. Consult a medical professional if symptoms persist.

SPECIFICATIONS

| Feature | Detail |
|-------------------|------------------------------|
| Brand | Hermès |
| Product Name | H24 Eau de Parfum |
| Item Model Number | 3346130413752 |
| Item Form | Liquid |
| Item Volume | 100 Milliliters (3.38 Fl Oz) |
| Scent | 24H (H24) |

| Feature | Detail |
|--------------------------------|---|
| Special Feature | Refillable, Made from Recycled Glass |
| Product Dimensions (Packaging) | 19.69 x 19.69 x 11.02 inches; 3.39 ounces |

WARRANTY AND SUPPORT




Warranty Information




This product is manufactured to high-quality standards. For specific warranty details, please refer to the information provided at the point of purchase or contact Hermès customer service.

Customer Support

For any questions, concerns, or support regarding your HERMÈS H24 Eau de Parfum, please contact Hermès official customer service channels. Visit the official Hermès website for contact information.

Related Documents - H24 Eau de Parfum

| | |
|---|---|
|  | <p>Sicherheitsdatenblatt: Parfum Assala Prime Malik Unisex EdP von Jean-Pierre Sand Paris</p> <p>Umfassendes Sicherheitsdatenblatt für Parfum Assala Prime Malik Unisex EdP, inklusive Gefahreninformationen, Erste Hilfe, Handhabung, Lagerung und Entsorgung. Produkt von Jean-Pierre Sand Paris.</p> |
|  | <p>Stones Lazuli Fragrance Diffuser by Baobab Collection - Product Information</p> <p>Detailed product information for the Stones Lazuli Fragrance Diffuser by Baobab Collection, including safety guidelines, ingredients, and usage instructions. Made in France.</p> |
|  | <p>Korres White Tea EDT Travel Size Eau de Toilette - Product Information</p> <p>Detailed product information for Korres White Tea EDT Travel Size Eau de Toilette for her, including usage instructions, safety precautions, and product specifications.</p> |

| | |
|---|--|
|  | <p>Flora Orchestra: The Art of Layering Fragrances</p> <p>Explore the Flora Orchestra collection and master the art of fragrance layering. This guide details scent combinations to create unique, long-lasting personal fragrances with L'Occitane.</p> |
|  | <p>Fermob APLÔ h24 MAX Outdoor Lamp: User Guide and Features</p> <p>Comprehensive guide to the Fermob APLÔ h24 MAX outdoor lamp, detailing its operation, Bluetooth connectivity, charging, maintenance, technical specifications, quality standards, and regulatory compliance.</p> |
|  | <p>Manuel d'Entretien Fleck 5600SXT Co-courant</p> <p>Manuel d'entretien détaillé pour le conditionneur d'eau Fleck 5600SXT Co-courant, couvrant l'installation, le fonctionnement, la programmation, le dépannage et l'entretien.</p> |