

PlayStation CFI-1215B01X

PlayStation 5 Digital Edition Instruction Manual

Model: CFI-1215B01X

1. INTRODUCTION

Welcome to the world of next-generation gaming with the PlayStation 5 Digital Edition. This console is designed to deliver unparalleled gaming experiences with lightning-fast loading, immersive feedback, and stunning visuals. As an all-digital version, it offers a streamlined experience without a disc drive, allowing you to purchase and download games directly from the PlayStation Store.



Image: PlayStation 5 Digital Edition console and DualSense wireless controller.

2. WHAT'S IN THE BOX

Upon unboxing your PlayStation 5 Digital Edition, you should find the following components:

- PlayStation 5 Digital Edition Console
- DualSense Wireless Controller
- HDMI Cable
- AC Power Cable
- Console Base

Your browser does not support the video tag.

Video: Unboxing the Sony PlayStation 5 Console. This video demonstrates the unboxing process and contents of the PS5 package.

3. SETUP GUIDE

3.1 Physical Setup

1. **Positioning the Console:** Place the PS5 console on a stable, flat surface. You can position it vertically or horizontally using the included console base.
2. **Connect HDMI Cable:** Connect one end of the HDMI cable to the HDMI OUT port on the PS5 console and the other end to the HDMI input on your TV.
3. **Connect Power Cable:** Plug the AC power cable into the AC IN connector on the PS5 console and then into a power outlet.
4. **Connect DualSense Controller:** Connect the DualSense wireless controller to the console using the included USB cable to pair it. Once paired, it can be used wirelessly.

3.2 Initial Software Setup

1. **Power On:** Press the power button on the console or the PlayStation button on your DualSense controller to turn on the PS5.
2. **Follow On-Screen Instructions:** The console will guide you through initial setup steps, including language selection, internet connection (Wi-Fi or Ethernet), and display settings.
3. **Sign In to PlayStation Network:** Sign in with your existing PlayStation Network account or create a new one. This is essential for accessing the PlayStation Store and online features.
4. **System Software Update:** Ensure your console's system software is up to date for optimal performance and access to the latest features.

Your browser does not support the video tag.

Video: A user demonstrates the PS5 setup, including connecting cables and navigating the user interface. Note the console's sleek design and port locations.

4. OPERATING THE PLAYSTATION 5 DIGITAL EDITION

4.1 Power Management

- **Power On/Off:** Press the PlayStation button on the controller or the power button on the console.
- **Rest Mode:** From the Control Center (press PS button once), select the Power icon to put the console into Rest Mode. This allows for background downloads and charging controllers.

4.2 Navigating the User Interface

The PS5 features a user-friendly interface divided into "Games" and "Media" tabs:

- **Games Tab:** Access your installed games, the PlayStation Store for new purchases, and your game library.
- **Media Tab:** Find streaming apps like Netflix, Hulu, Disney+, and YouTube for entertainment.

4.3 Gaming Experience

- **Lightning Speed:** The custom CPU, GPU, and ultra-high speed SSD with Integrated I/O ensure near-instant load times and seamless gameplay.
- **Stunning Graphics:** Experience incredible graphics, including support for 4K-TV gaming and up to 120fps with 120Hz output on compatible displays.
- **Breathtaking Immersion:** The DualSense controller offers haptic feedback and adaptive triggers, providing dynamic sensory feedback that enhances gameplay. 3D Audio technology further immerses you in soundscapes.

- **Backwards Compatibility:** The PS5 console can play over 4,000 PS4 games, with Game Boost features for faster and smoother frame rates.

Your browser does not support the video tag.

Video: A user demonstrates the PS5's user interface, showing game and media tabs, and highlighting the quick resume feature from rest mode.

5. MAINTENANCE

- **Cleaning:** Regularly wipe the console with a soft, dry cloth to remove dust. Avoid using liquid cleaners or abrasive materials.
- **Ventilation:** Ensure the console has adequate ventilation. Do not block the vents or place the console in an enclosed space.
- **Software Updates:** Keep the system software updated to ensure optimal performance and security.

6. TROUBLESHOOTING

Problem	Possible Solution
Console not powering on	Check power cable connections. Ensure the power outlet is working.
No display on TV	Verify HDMI cable connections. Ensure TV input is set to the correct HDMI port. Try a different HDMI cable.
Controller not connecting/charging	Ensure USB cable is securely connected. Try a different USB port or cable. Reset the controller using the small button on the back.
Slow game downloads	Check internet connection speed. Try connecting via Ethernet cable for a more stable connection. Pause other downloads.

7. SPECIFICATIONS

- **Model Number:** CFI-1215B01X
- **CPU:** x86-64-AMD Ryzen "Zen 2" (8 Cores / 16 Threads, up to 3.5 GHz)
- **GPU:** AMD Radeon RDNA 2-based graphics engine (Variable frequency, up to 2.23 GHz, 10.3 TFLOPS)
- **System Memory:** GDDR6 16GB
- **SSD:** Custom 825GB SSD
- **External Storage:** NVMe M.2 SSD slot
- **Dimensions (approx.):** 18.46 x 6.85 x 16.77 inches
- **Weight (approx.):** 12.17 pounds
- **Release Date:** October 1, 2022
- **Language:** Multilingual support
- **Manufacturer:** Sony Interactive Entertainment



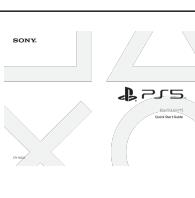
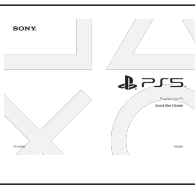


8. WARRANTY AND SUPPORT

For warranty information and technical support, please refer to the official PlayStation support website or the

documentation included with your console. You can also visit the [PlayStation Store](#) for additional resources.

© 2025 PlayStation. All rights reserved.

Related Documents - CFI-1215B01X

 <p>PlayStation®5 Console Covers PlayStation®5 Digital Edition Console Covers</p> <p>Podajemy instrukcje montażu i wymiany pokrowców konsoli PlayStation®5 / Pokrowce konsoli PlayStation®5 / Pokrowce konsoli PlayStation®5 Digital Edition / Pokrowce konsoli PlayStation®5 Digital Edition / Pokrowce konsoli PlayStation®5 Digital Edition / Pokrowce konsoli PlayStation®5 Digital Edition / Pokrowce konsoli PlayStation®5 Digital Edition / Pokrowce konsoli PlayStation®5 Digital Edition / Pokrowce konsoli PlayStation®5 Digital Edition / Pokrowce konsoli PlayStation®5 Digital Edition</p> <p>CFI-2008 CFI-2008 CFI-2008</p>	<p>PlayStation®5 Console Covers Installation Guide</p> <p>Official guide for installing and replacing the console covers for the PlayStation®5 and PlayStation®5 Digital Edition. Includes safety precautions, handling, and cleaning instructions.</p>
 <p>SONY</p> <p>PS5</p> <p>CFI-2008</p>	<p>PlayStation®5 Quick Start Guide</p> <p>This quick start guide from Sony provides essential instructions for setting up your PlayStation®5 console (model CFI-2008), including connecting cables, pairing the DualSense controller, navigating the interface, and managing power settings. It also covers basic gaming and parental control information.</p>
 <p>SONY</p> <p>PS5</p> <p>CFI-2008</p>	<p>PlayStation 5 Quick Start Guide</p> <p>A comprehensive quick start guide for the Sony PlayStation 5 (PS5) console, covering setup, controller connection, and basic operations. Learn how to attach the base, connect cables, power on the console, and navigate the user interface.</p>
 <p>SONY</p> <p>PS5</p> <p>CFI-2008</p>	<p>PlayStation 5 Quick Start Guide: Setup and Usage</p> <p>A concise guide to setting up and using your PlayStation 5 console, covering base attachment, connections, controller pairing, system setup, and basic operations.</p>
 <p>PS5</p> <p>CFI-2008</p>	<p>PULSE Elite™ Wireless Headset Safety Guide PlayStation</p> <p>Read the official safety guide for the PlayStation PULSE Elite™ Wireless headset (models CFI-ZWH2, CFI-ZWA2, CFI-ZPH2). Learn about health warnings, safe usage, setup, specifications, and recycling.</p>
 <p>PlayStation Portal™</p> <p>CFI-2008</p>	<p>PlayStation Portal™ Instruction Manual</p> <p>Official instruction manual for the PlayStation Portal™, providing safety information, setup, usage, and specifications for the remote player device.</p>