

## ANLAN C812A

# ANLAN 5-in-1 Multifunctional Facial Massager User Manual

Model: C812A

### 1. PRODUCT OVERVIEW

The ANLAN 5-in-1 Multifunctional Facial Massager, Model C812A, is an advanced skincare device designed for comprehensive facial care. It integrates five key functions: deep cleansing, hot and cold compresses, EMS microcurrent stimulation, nutrient absorption enhancement, and facial massage. This device aims to address various skin concerns such as blackheads, wrinkles, and acne, providing a professional spa experience at home.



Image: The ANLAN 5-in-1 Multifunctional Facial Massager shown with its retail packaging, highlighting its sleek design and charging base.

## 2. SAFETY INSTRUCTIONS

To ensure safe operation and prevent injury or damage to the device, please adhere to the following safety guidelines:

- **Water Exposure:** Do not use the device near water, in a bathroom, or while bathing or showering. Avoid submerging the device in water.
- **Power Source:** Use only the provided charging cable and adapter. Ensure the power source matches the device's requirements.
- **Damage:** Do not operate the device if it has been dropped, damaged, or is not functioning correctly. Contact customer support for assistance.

- **Medical Conditions:** Consult a physician before use if you have any pre-existing medical conditions, skin sensitivities, or are pregnant. Avoid using on broken, irritated, or infected skin.
- **Children:** Keep the device out of reach of children. This is not a toy.
- **Storage:** Store the device in a cool, dry place away from direct sunlight and extreme temperatures.
- **Cleaning:** Always disconnect the device from the power source before cleaning. Clean only with a soft, damp cloth.
- **EMS Function:** Individuals with pacemakers, metal implants, or heart conditions should avoid using the EMS function.

### 3. KEY FEATURES AND FUNCTIONS

The ANLAN Facial Massager combines five powerful functions to deliver comprehensive skincare benefits:

#### 3.1. CLEAN Mode (Ion Export + Heat + Vibration)

This mode utilizes positive ion export, gentle heat, and high-frequency vibrations to deeply cleanse the skin. It effectively removes makeup residue, impurities, excess oil, and dirt from pores, leaving the skin feeling refreshed and purified.



75mm\*75mm

**Diseño especial**  
**Hecho de puro algodón**  
 para desmaquillarte con suavidad

## LIMPIEZA PROFUNDA



Caliente



ION+  
Exportación



Vibración



3 Terapias  
Terapias



Image: Illustration of the deep cleansing mode, showing the device with a cotton pad attached, demonstrating its ability to remove impurities from the skin using heat, ion export, and vibration.

### 3.2. EMS Mode (Microcurrent Stimulation)

The EMS (Electrical Muscle Stimulation) microcurrent function stimulates facial muscles, promoting secondary muscle movement. This helps to lift and firm the facial contours, improve skin sagging, and reduce the appearance of wrinkles by encouraging collagen production.

# EMS LIFTING

## RESULTADOS DESEABLES



3 EMS  
Nivel



Vibración



3 Luz  
Terapias



La microcorriente ANLAN estimula y masajea los músculos faciales, devolviéndoles su elasticidad y estimulando la dermis para producir más colágeno un efecto lifting, reafirmante y adelgazante efecto lifting

## TENDONES DE EXPRESIÓN FACIAL

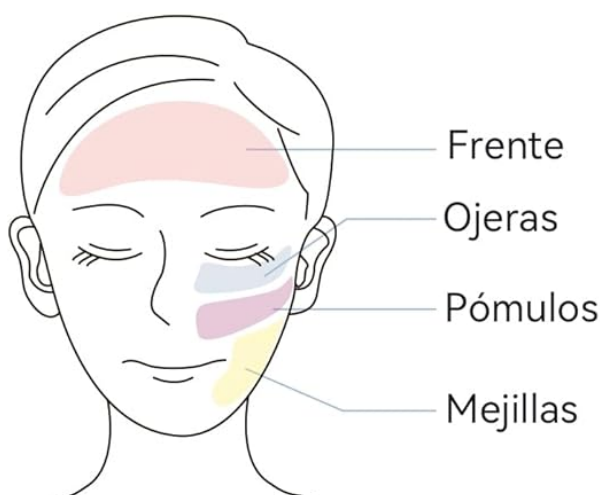


Image: Diagram illustrating the areas of the face targeted by EMS microcurrent for lifting and firming, with before and after examples of wrinkle reduction.

### 3.3. MOIST Mode (Ion Import + Vibration)

This mode utilizes negative ion import and vibrations to enhance the absorption of skincare products. When used



with essences, serums, or sheet masks, it helps nutrients penetrate deeper into the skin, nourishing cells and significantly boosting the effectiveness of your skincare routine.

# COMPAÑERO DE MÁSCARAS FACIALES

No desperdices ni una gota de esencia



## Nivel de absorción de esencia



Image: A visual comparison showing enhanced absorption of facial mask essence when using the ANLAN device versus manual application, indicating a significant increase in nutrient penetration.

### 3.4. COOL Mode (Cooling Compress)

The COOL mode provides an instant cooling sensation, which helps to refine pores, soothe the skin, and lock in moisture and nutrients after other treatments. It can also reduce puffiness and calm irritated skin.

# ENFRÍA INSTANTÁNEAMENTE REFINA LOS POROS

Refresca al instante, afina los poros y retiene los nutrientes



The diagram illustrates the skin's cellular structure with blue oval cells. A central circular area shows a cluster of white hexagons representing nutrients. Blue arrows point from these nutrients into the surrounding skin cells, indicating the retention of nutrients. Above the skin surface, several blue spheres represent moisture or nutrients being locked in. A large blue arrow points downwards from the surface into the nutrient cluster, symbolizing the cooling and refining process.



The image shows a handheld device with a circular blue light emitting from its head. To the right, a vertical stack of three blue hexagons indicates the temperature levels: 10°C, 8°C, and 6°C. Above these hexagons is a small icon of a hexagon with four asterisks. Below the hexagons, the text "3 niveles de temperatura" is displayed. The device has a black handle with the "EMS" logo and a small display showing four bars.

3 niveles de temperatura

10°C  
8°C  
6°C

EMS

Image: An illustration demonstrating the instant cooling effect of the device, which helps to tighten pores and retain nutrients within the skin, with indications of different temperature levels.

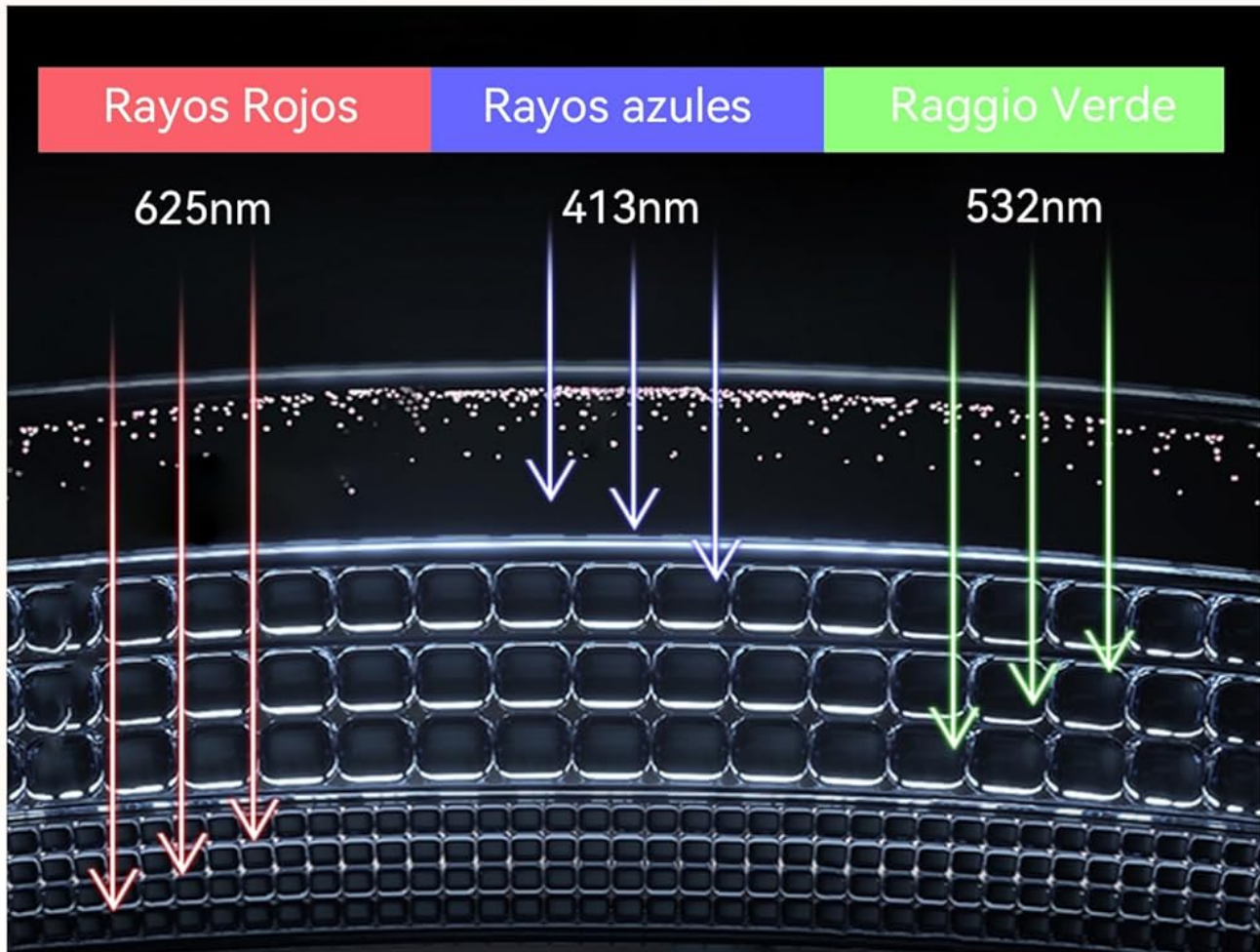
### 3.5. LED Photon Therapy

The device incorporates three LED light therapy options, each targeting specific skin concerns:

- **Red Light (622nm):** Promotes collagen production, enhances skin elasticity, and helps reduce wrinkles, restoring a youthful, bouncy complexion.
- **Blue Light (467nm):** Offers anti-acne benefits and helps purify the skin, making it suitable for oily and blemish-prone skin.
- **Green Light (523nm):** Improves overall skin tone and addresses dullness, contributing to a more radiant complexion.



# FOTOTERAPIA CUIDADO DE LA PIEL



## Elasticidad de la piel

Aumenta la producción de colágeno



## Aclara la piel

Purificación de la piel antiacné



## Aclara Piel apagada

Estimula el metabolismo cutáneo



Image: A diagram illustrating how different LED light wavelengths (red, blue, green) penetrate the skin layers and their respective benefits for elasticity, purification, and skin tone improvement.

## 4. SETUP AND FIRST USE

Before using your ANLAN Facial Massager for the first time, please follow these steps:

1. **Unboxing:** Carefully remove the device and all accessories from the packaging. Inspect for any visible damage.
2. **Charging:** Connect the charging cable to the device and a suitable USB power adapter. Charge the device fully before first use. The indicator lights will show charging status.
3. **Initial Cleaning:** Wipe the massage head with a soft, damp cloth to ensure it is clean before direct skin contact.
4. **Familiarization:** Read through this entire user manual to understand all functions and safety precautions.



Image: The ANLAN facial massager resting on its charging base, indicating readiness for use or charging.

## 5. OPERATING INSTRUCTIONS

Follow these steps for optimal use of your ANLAN Facial Massager:

1. **Power On/Off:** Press and hold the Power/Mode button (**MODE**) for 2 seconds to turn the device on or off.
2. **Mode Selection:** Short press the Power/Mode button (**MODE**) to cycle through the different modes: CLEAN, EMS, MOIST, COOL.
3. **Level Adjustment:** Press the Level button (**LEVEL**) to adjust the intensity level within each mode (e.g., vibration intensity, EMS strength).
4. **LED Light Selection:** Press the LED button (**LED**) to select the desired LED light color (Red, Blue, Green) or turn it off. LED lights can be used in conjunction with other modes.
5. **Usage Guidelines for Each Mode:**
  - **CLEAN Mode:** Attach a cotton pad to the massage head using the retaining ring. Apply a cleansing lotion or makeup remover to the cotton pad. Gently glide the device over your face in circular motions.
  - **EMS Mode:** Ensure your skin is clean and dry. Apply a conductive gel or serum to the skin. Gently move the device upwards along your facial contours (jawline, cheeks, forehead). Avoid direct contact with eyes.

- **MOIST Mode:** Apply your preferred essence, serum, or sheet mask to your face. Gently glide the device over your face, allowing the ions and vibrations to aid absorption.
  - **COOL Mode:** Use this mode after other treatments to soothe skin, close pores, and lock in moisture. Gently press the cool head against your skin.
6. **Duration:** Each mode typically has a recommended usage time (e.g., 3-5 minutes per area). The device may have an automatic shut-off feature.

## 5FUNCIONES 7TECNOLOGÍAS



### CLEAN

Limpia la piel en profundidad

Calor / Vibración/ ION+

### EMS

Reafirmación facial y lifting de la mandíbula

EMS/ Vibración

### MOIST

Mejora la absorción de nutrientes

ION+/ Vibración

### COOL

Mantiene la piel estable y calmada

Frío/ Vibración

### LED

Antiarrugas/control de la grasa

antiinflamatorio/blanqueante

technologies associated with each, such as heat, vibration, and ion therapy.

## 6. MAINTENANCE AND CARE

Proper maintenance ensures the longevity and optimal performance of your device:

- **Cleaning the Massage Head:** After each use, especially after the CLEAN mode, remove the cotton pad (if used) and gently wipe the stainless steel massage head with a soft, damp cloth. Do not use abrasive cleaners or immerse the device in water.
- **Device Body:** Wipe the body of the device with a dry or slightly damp cloth.
- **Storage:** Store the device in its original packaging or a clean, dry place away from direct sunlight, high temperatures, and humidity.
- **Charging Port:** Keep the charging port clean and free of debris.

## 7. TROUBLESHOOTING

If you encounter any issues with your ANLAN Facial Massager, please refer to the following common problems and solutions:

Problem	Possible Cause	Solution
Device does not turn on.	Low battery or not charged.	Charge the device fully. Ensure the charging cable is properly connected.
No vibration or weak vibration.	Incorrect mode selected or low intensity level.	Ensure the correct mode is selected. Increase the intensity level using the LEVEL button.
LED lights not working.	LED function not activated.	Press the LED button to cycle through light colors.
Device feels too hot/cold.	Temperature setting too high/low for comfort.	Adjust the temperature level if applicable, or switch to a different mode. Discontinue use if discomfort persists.
Skin irritation after use.	Sensitivity to a mode/product or improper use.	Reduce intensity, use less frequently, or discontinue use of specific mode/product. Ensure skin is clean and free of open wounds. Consult a dermatologist if irritation persists.

If the problem persists after trying these solutions, please contact ANLAN customer support.

8. PRODUCT SPECIFICATIONS

Feature	Detail
Model Number	C812A
Brand	ANLAN
Dimensions (L x W x H)	17.9 x 6 x 6.1 cm
Weight	300 g
Power Source	Battery Powered (1 AAA battery included)
Material	Plastic (body), 304 Stainless Steel (massage head)
Special Features	Heat, EMS Microcurrent, Ion Export/Import, Vibration, LED Photon Therapy (Red, Blue, Green)
Target Group	Female (suitable for all skin types)

9. WARRANTY AND SUPPORT

ANLAN is committed to providing high-quality products and excellent customer service. Your ANLAN Facial Massager comes with comprehensive support:






- **Technical Support:** Enjoy 365 days of product technical support.
- **Customer Service:** 24-hour customer service is available to assist with any inquiries or issues.
- **Contact:** For support, please email [service@anlan.com](mailto:service@anlan.com).



Image: A representation of the ANLAN customer service team, emphasizing their commitment to providing quality support.



Related Documents - C812A

 <p>ANLAN NECK BEAUTY DEVICE USER MANUAL</p> <p>© This product is not a medical device used for diagnosis or treatment, but a general household item. Please read the user manual carefully before use. Please keep this user manual after reading for future reference. Please attach this user manual when transferring this product to others.</p>	<p><a href="#">ANLAN Neck Beauty Device User Manual: Features, Functions, and How to Use</a></p> <p>Comprehensive user manual for the ANLAN Neck Beauty Device (Model ES-081). Learn about its features, functions (EMS, warm, red/blue/green light), safety precautions, and how to use it for skin rejuvenation and care.</p>
 <p>ANLAN Ultrasonic Skin Scrubber User Manual</p> <p>© This product is not a medical device for diagnosis and treatment, but an auxiliary product for general household use. Thank you for purchasing ANLAN Ultrasonic Skin Scrubber. Before using this product, please read this instruction carefully. In addition, this user manual also served as a warranty card, so please keep it in a safe place for future use.</p>	<p><a href="#">ANLAN Ultrasonic Skin Scrubber User Manual</a></p> <p>User manual for the ANLAN Ultrasonic Skin Scrubber (Model: JD-CP002), detailing its features, safety precautions, usage instructions, maintenance, and FAQs.</p>
 <p>ANLAN NECK BEAUTY DEVICE USER MANUAL</p>	<p><a href="#">ANLAN Neck Beauty Device User Manual</a></p> <p>User manual for the ANLAN Neck Beauty Device, detailing its features, functions, usage instructions, and warranty information. The device utilizes positive and negative ions, vibration, warm massage, and red, blue, and green light therapy for skin cleansing, EMS care, and moisturizing.</p>
 <p>ANLAN BODY BEAUTY DEVICE USER MANUAL</p>	<p><a href="#">ANLAN Body Beauty Device User Manual - Operation, Safety, and Specifications</a></p> <p>Comprehensive user manual for the ANLAN Body Beauty Device (Model OFY-2102), covering safety precautions, product details, usage instructions, troubleshooting, and warranty information.</p>
 <p>ANLAN MULTIFUNCTIONAL SKINCARE DEVICE USER MANUAL</p>	<p><a href="#">ANLAN Multifunctional Skincare Device User Manual</a></p> <p>User manual for the ANLAN Multifunctional Skincare Device (Model 01-ADRY14-10A), providing comprehensive instructions on usage, features, safety, and maintenance for effective home skincare.</p>