

LEDVANCE 75753

SYLVANIA SMART Bluetooth Outlet

Model: 75753 - User Instruction Manual

1. INTRODUCTION

The SYLVANIA SMART Bluetooth Outlet (Model 75753) is designed to bring intelligent, connected control to your home appliances and lighting. Utilizing Bluetooth Mesh technology, this smart outlet offers reliable and stable connections, allowing you to manage devices with ease. It is compatible with popular smart home ecosystems including Amazon Alexa, Google Assistant, and Apple HomeKit, providing versatile control options through voice commands or your smartphone.



Figure 1: SYLVANIA SMART Bluetooth Outlet and its retail packaging.

This manual provides essential information for setting up, operating, maintaining, and troubleshooting your

SYLVANIA SMART Bluetooth Outlet to ensure optimal performance and a seamless smart home experience.

2. SETUP

Setting up your SYLVANIA SMART Bluetooth Outlet is a straightforward process that requires no additional hub or complex wiring. Follow these simple steps to get started:

1. **Plug In the Outlet:** Insert the SYLVANIA SMART Bluetooth Outlet into any standard 120V wall outlet. Ensure it is securely plugged in.
2. **Download the SYLVANIA SMART Home App:** Search for and download the 'SYLVANIA SMART Home' application from your device's app store (available for iOS and Android).
3. **Pair Your Device:** Open the SYLVANIA SMART Home App and follow the on-screen instructions to add your new smart outlet. The app will guide you through the pairing process, typically involving a few taps to detect and connect to the outlet via Bluetooth.
4. **Integrate with Voice Assistants (Optional):** If desired, link your SYLVANIA SMART Home account with Amazon Alexa, Google Assistant, or Apple HomeKit through their respective apps to enable voice control.



Figure 2: Visual guide for the three-step setup process.

Once paired, your smart outlet is ready for use, allowing you to control connected devices directly from the app or via voice commands.

3. OPERATING THE SMART OUTLET

The SYLVANIA SMART Bluetooth Outlet offers multiple ways to control your connected devices, enhancing convenience and energy efficiency.

3.1 Manual Control

The smart outlet features a physical button on its side. Press this button once to manually turn the connected device ON or OFF. The LED indicator on the outlet will change color to reflect its current status (e.g., blue for ON, off for OFF).

3.2 App Control

Use the SYLVANIA SMART Home App on your smartphone or tablet to control the outlet from anywhere with an internet connection. Within the app, you can:

- Turn devices ON/OFF remotely.
- Set schedules and timers for automated operation.
- Create groups of smart devices for simultaneous control.
- Monitor the status of connected devices.

3.3 Voice Control

Leverage your preferred voice assistant for hands-free control. After linking your SYLVANIA SMART Home account, you can use commands such as:

- "Alexa, turn off the coffee maker."
- "Hey Google, turn on the living room lamp."
- "Siri, schedule the couch light for weekdays at 7:00 PM."



Figure 3: Example of voice control integration with smart home assistants.

Bluetooth

works with alexa

works with Hey Google

Works with Apple HomeKit

6:00pm

8:00pm


4:00pm

Schedule your devices
to fit your lifestyle

SYLVANIA

Figure 4: Scheduling devices to fit your daily routine.

The compact design of the outlet ensures it only occupies one wall socket, leaving adjacent outlets free for other devices.



Compact form
uses only one outlet



Figure 5: The compact design of the smart outlet.

4. MAINTENANCE

The SYLVANIA SMART Bluetooth Outlet is designed for low maintenance. To ensure its longevity and proper function, please observe the following:

- **Cleaning:** Disconnect the outlet from the power source before cleaning. Use a soft, dry cloth to wipe the exterior. Do not use liquid cleaners or abrasive materials.
- **Environment:** This device is intended for indoor use only. Avoid exposing it to moisture, extreme temperatures, or direct sunlight.
- **Ventilation:** Ensure the outlet is not covered or obstructed, allowing for proper air circulation.

5. TROUBLESHOOTING

If you encounter issues with your SYLVANIA SMART Bluetooth Outlet, consider the following troubleshooting steps:

- **Outlet Not Responding:**

- Ensure the outlet is securely plugged into a functioning wall socket.
- Check if the connected appliance is working correctly when plugged directly into a standard outlet.
- Verify that your smartphone's Bluetooth is enabled and within range of the outlet.

- **App Connectivity Issues:**

- Restart the SYLVANIA SMART Home App.
- Ensure your smartphone has a stable internet connection.
- If issues persist, try unpairing and re-pairing the device within the app.

- **Voice Control Not Working:**

- Confirm that your SYLVANIA SMART Home account is correctly linked to your voice assistant (Alexa, Google Assistant, HomeKit).
- Check your voice assistant's app for any error messages or connectivity issues.

- **Important Compatibility Note:** This smart outlet is **not compatible with traditional wall dimmers**. Do not install this device on a circuit with a dimmer switch, as this can cause malfunction or damage.

6. SPECIFICATIONS

Specification	Detail
Manufacturer	LEDVANCE
Part Number	75753
Item Model Number	75753
Product Dimensions	2.66 x 1.08 x 1.33 inches
Item Weight	2.89 ounces
Material	Plastic
Power Source	AC
Voltage	120 Volts
Item Package Quantity	1
Mounting Type	Wall Mount
Usage	For indoor use only, Residential & commercial
Included Components	1 Smart Plug
Batteries Required?	No



Figure 6: Physical dimensions of the smart outlet.

7. WARRANTY INFORMATION

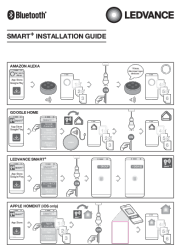
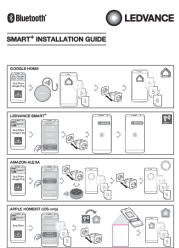


The SYLVANIA SMART Bluetooth Outlet is backed by a standard **2-year SYLVANIA warranty**. This warranty covers defects in materials and workmanship under normal use. For detailed warranty terms and conditions, please refer to the documentation included with your product or visit the official LEDVANCE/SYLVANIA website.

8. SUPPORT

For further assistance, technical support, or inquiries regarding your SYLVANIA SMART Bluetooth Outlet, please contact LEDVANCE customer service. Refer to the product packaging or the official SYLVANIA website for the most current contact information and support resources.

© 2023 LEDVANCE. All rights reserved. SYLVANIA is a registered trademark.

Related Documents

 <p>Bluetooth LEDVANCE SMART+ INSTALLATION GUIDE</p> <p>The image shows a series of four numbered steps for installing and setting up the LEDVANCE SMART+ system. Step 1 shows the LEDVANCE SMART+ Plug being connected to a power source. Step 2 shows the plug being connected to a smart home hub. Step 3 shows the plug being connected to a smart home hub. Step 4 shows the plug being connected to a smart home hub.</p>	<p>LEDVANCE SMART+ Installation Guide - Setup and Troubleshooting</p> <p>Comprehensive installation guide for LEDVANCE SMART+ smart lighting devices, covering setup with Amazon Alexa, Google Home, and Apple HomeKit, troubleshooting tips, and regulatory compliance information.</p>
 <p>Bluetooth LEDVANCE SMART+ INSTALLATION GUIDE</p> <p>The image shows a series of four numbered steps for installing and setting up the LEDVANCE SMART+ Bluetooth Plug. Step 1 shows the plug being connected to a power source. Step 2 shows the plug being connected to a smart home hub. Step 3 shows the plug being connected to a smart home hub. Step 4 shows the plug being connected to a smart home hub.</p>	<p>LEDVANCE SMART+ Bluetooth Plug Installation Guide</p> <p>This guide provides instructions for installing and setting up the LEDVANCE SMART+ Bluetooth Plug with various smart home platforms like Google Home, Amazon Alexa, and Apple HomeKit. It also includes troubleshooting tips and customer support information.</p>
 <p>PRODUCT DATASHEET SMART+ WiFi Filament Edison 60 Tunable White E27</p> <p>The image shows a technical datasheet for the LEDVANCE SMART+ WiFi Filament Edison 60 Tunable White E27 smart LED bulb. It includes a photograph of the bulb and a table of technical specifications.</p>	<p>LEDVANCE SMART+ WiFi Filament Edison 60 Tunable White E27 Datasheet</p> <p>Technical datasheet for the LEDVANCE SMART+ WiFi Filament Edison 60 Tunable White E27 smart LED bulb. Features include app control, tunable white light, dimmability, and energy efficiency.</p>
 <p>PRODUCT DATASHEET SMART+ MATTER PLUG EU Black</p> <p>The image shows a technical datasheet for the LEDVANCE SMART+ MATTER PLUG EU Black. It includes a photograph of the plug and a table of technical specifications.</p>	<p>LEDVANCE SMART+ MATTER PLUG EU Black Product Datasheet</p> <p>Detailed product datasheet for the LEDVANCE SMART+ MATTER PLUG EU Black, featuring Matter over WiFi technology for smart home integration, product benefits, technical specifications, and logistical data.</p>