

## PLUS PLUS Learn to Build ABC & 123

# PLUS PLUS - Learn to Build ABC & 123 Instruction Manual

## 1. INTRODUCTION

---

The PLUS PLUS Learn to Build ABC & 123 set is an educational construction toy designed to foster creativity and learning through play. This set includes unique interlocking pieces and flash cards to guide children in building letters, numbers, and various shapes. It encourages the development of fine motor skills, logical thinking, and imagination.



Image 1.1: Overview of the PLUS PLUS Learn to Build ABC & 123 set components.

## 2. PRODUCT COMPONENTS

---

The PLUS PLUS Learn to Build ABC & 123 set contains the following items:

- 400 PLUS PLUS interlocking pieces in assorted colors.
- 40 sturdy flash cards featuring upper and lowercase letters, numbers, and counting exercises.



Image 2.1: Detailed view of the flash cards and individual PLUS PLUS pieces.

### 3. SETUP AND INITIAL ASSEMBLY

No complex assembly is required for the PLUS PLUS pieces. Simply remove the pieces and flash cards from their packaging. The pieces are designed to interlock easily. To connect two pieces, align their 'plus' shapes and gently press them together until they fit snugly. They can be connected side-by-side or stacked to create three-dimensional structures.



Image 3.1: Demonstration of connecting PLUS PLUS pieces.

## 4. OPERATING INSTRUCTIONS

### 4.1. Building with Flash Cards

The included flash cards serve as guides for building specific letters and numbers. Each card displays an outline or a completed example of a character or number. Select a flash card and choose the appropriate colored PLUS PLUS pieces. Follow the outline on the card to construct the letter or number. This method helps with letter and number recognition, counting, and pattern matching.




Image 4.1: Building the letter 'M' using a flash card guide.




Image 4.2: Using flash cards to learn numbers and basic arithmetic.

## 4.2. Creative Building

Beyond the flash cards, the PLUS PLUS pieces allow for open-ended creative construction. Users can design and build their own flat mosaics or intricate 3D models. Experiment with different color combinations and connection methods to create unique structures, animals, vehicles, or abstract designs. The simple, single-shape design encourages imaginative play without limitations.





Image 4.3: A child engaged in creative building with PLUS PLUS pieces.



Image 4.4: A child proudly displaying their PLUS PLUS letter creations.




Image 4.5: Example of a 3D dinosaur model built with PLUS PLUS.

## 5. MAINTENANCE AND CARE

---

To maintain the quality and cleanliness of your PLUS PLUS pieces, follow these guidelines:

- **Cleaning:** The pieces can be cleaned with mild soap and water. Rinse thoroughly and allow them to air dry completely before storage.
- **Storage:** Store the pieces and flash cards in a dry place, away from direct sunlight and extreme

temperatures, to prevent warping or damage.

- **Handling:** Avoid excessive force when connecting or disconnecting pieces to prevent stress on the plastic.

## 6. SAFETY INFORMATION

This product is recommended for ages 3 and up. It is made from high-quality, BPA-free and phthalate-free plastic, ensuring it is safe for children. Always supervise young children during play, especially those who may still put objects in their mouths, as small parts could pose a choking hazard.

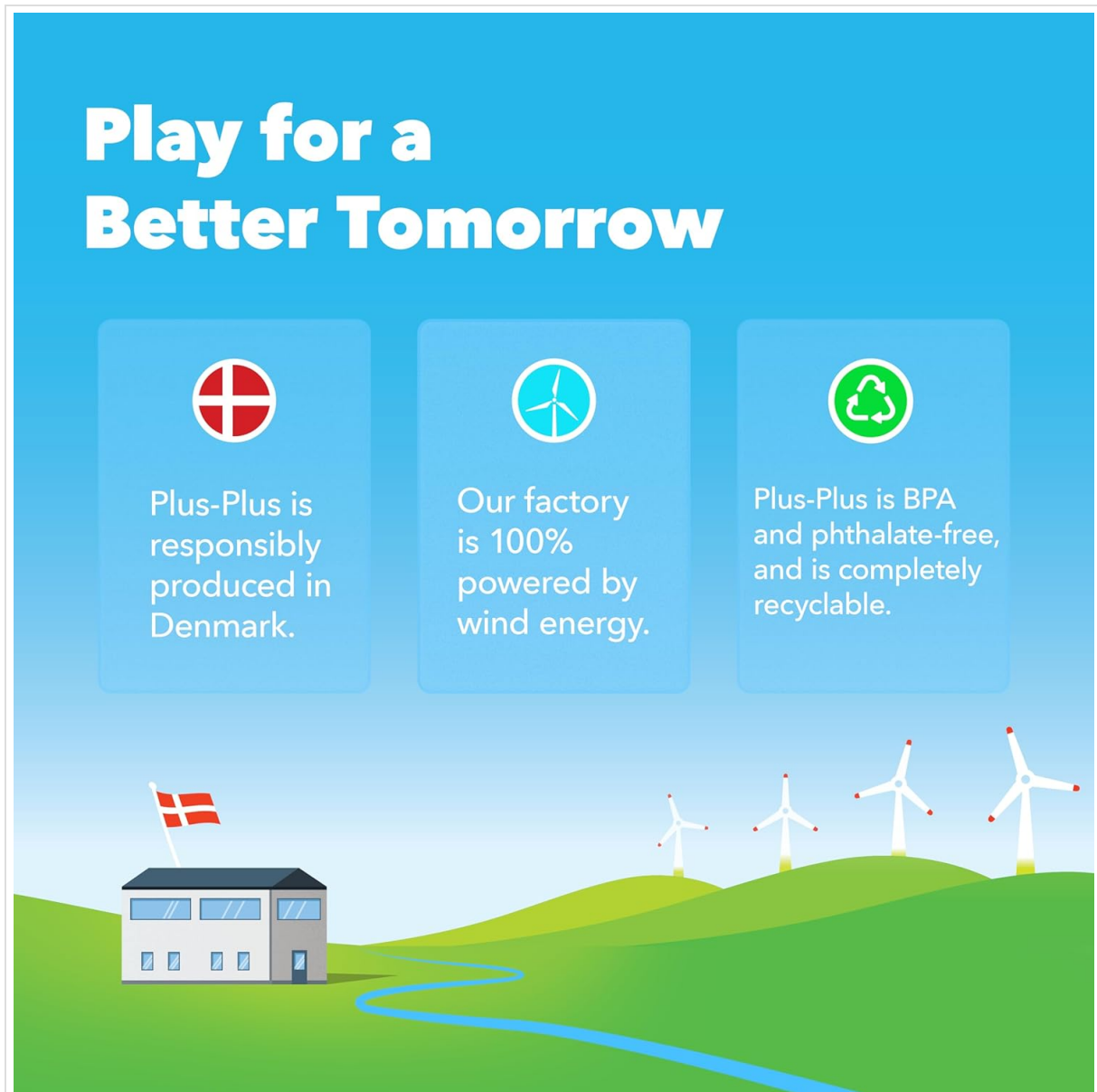


Image 6.1: Information on product origin and material safety.

## 7. SPECIFICATIONS

Feature	Detail
Product Dimensions	13.5 x 2 x 11 inches
Product Weight	1.19 Pounds
Recommended Age	3 years and up



UPC	810265032490
GTIN	810265032490
Manufacturer	PLUS PLUS
Material	BPA-free and phthalate-free plastic

## 8. TROUBLESHOOTING







If you encounter any issues with your PLUS PLUS set, please consider the following:

- **Difficulty Connecting Pieces:** Ensure pieces are aligned correctly. Gentle pressure should be sufficient for connection. Avoid forcing pieces together.
- **Missing Pieces:** Count your pieces upon opening. If any are missing, please contact customer support.

## 9. WARRANTY AND SUPPORT

For information regarding product warranty or to obtain support, please contact PLUS PLUS customer service directly. Contact details can typically be found on the product packaging or the official PLUS PLUS website.

### Related Documents - Learn to Build ABC & 123

	<a href="#">Plus-Plus Elf Boy Building Instructions and Product Information</a> Detailed assembly instructions for the Plus-Plus Elf Boy (Model 4337-01), including product features, safety warnings, and company contact information from Plus-Plus A/S.
	<a href="#">Plus-Plus Christmas Tree 4337-09: Building Toy &amp; Guide</a> Build a festive Christmas Tree with Plus-Plus building toys (Model 4337-09). Includes 'Puzzle by Number' guide, safety information, and company details. 100% BPA-PVC Phthalate Free.
	<a href="#">Plus-Plus Rudolph Building Instructions (Model 4337-06)</a> Step-by-step guide to building a Rudolph figure using Plus-Plus construction toys. Includes product information, safety warnings, and assembly details.
	<a href="#">Plus-Plus Frost Santa Claus Building Instructions</a> Step-by-step guide to building the Plus-Plus Frost Santa Claus toy. Includes assembly instructions, safety information, and company details.
	<a href="#">Plus Plus Sleigh 4337-07 Building Instructions</a> Step-by-step guide to building a Plus Plus Sleigh model (4337-07) using interlocking building blocks. Features safety information, company details, and social media links.
	<a href="#">Plus Plus Candy Cane Building Instructions and Activity</a> Learn how to build a Plus Plus Candy Cane with this easy-to-follow guide. Includes a 'Puzzle by Number' activity and company information.

---