



Manuals.plus /

› Panasonic /

› Panasonic Vitalift RF Facial Device User Manual

## Panasonic EH-SR85-K

# Panasonic Vitalift RF Facial Device User Manual

Model: EH-SR85-K

Brand: Panasonic

## 1. INTRODUCTION

---

Thank you for purchasing the Panasonic Vitalift RF Facial Device. This advanced device is designed to provide comprehensive anti-aging care, combining multiple technologies to support your skin's vitality and appearance. Please read this manual thoroughly before use to ensure safe and effective operation.



Image: The Panasonic Vitalift RF Facial Device EH-SR85-K, a sleek black handheld unit with control buttons and a specialized treatment head.

## 2. IMPORTANT SAFETY PRECAUTIONS

---

To prevent injury to yourself and others, and to avoid damage to the device, please observe the following safety precautions. Always keep this manual handy for future reference.

- Do not use if you have a heart condition, are pregnant, or have severe skin conditions. Consult a doctor before use if you have any medical concerns.
- Do not use on broken, irritated, or infected skin.
- Keep the device dry and do not immerse it in water. This device is not waterproof.

- Keep out of reach of children.
- Use only the provided charging cable and adapter.
- Discontinue use immediately if you experience any discomfort or adverse reactions.

### 3. PRODUCT OVERVIEW

#### Key Features

- **9-in-1 Anti-Aging Care:** Combines multiple functions for comprehensive skin treatment.
- **High-Output 3MHz RF:** Delivers radio frequency energy for skin warming and firming.
- **Dual Dynamic EMS:** Electrical Muscle Stimulation to target facial muscles.
- **LED and Ion Functions:** Enhances skin care benefits.
- **D-shaped Lift Head:** Ergonomically designed for effective lifting and contouring.
- **Compact and Portable:** Easy to handle and store.

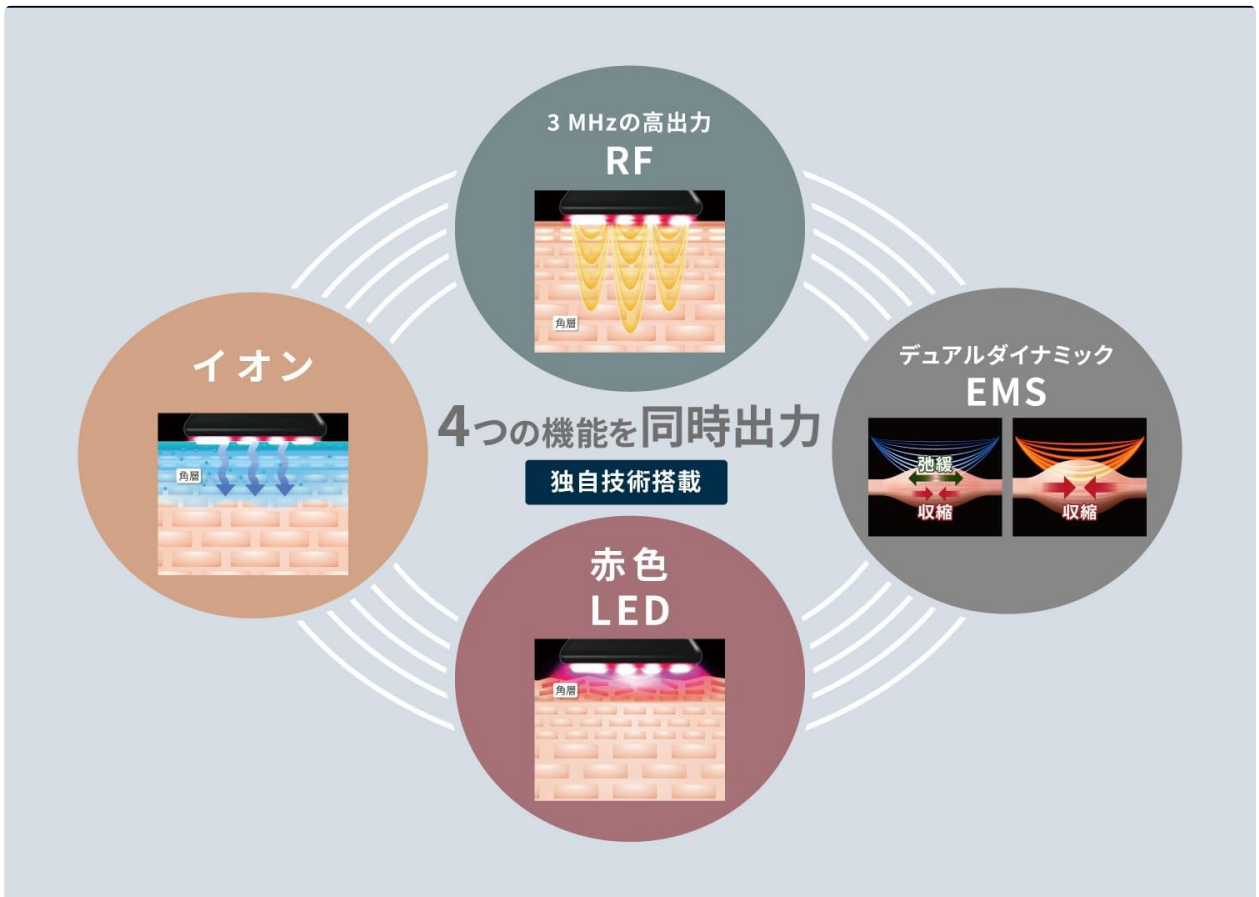


頬のハリケア	肌のキメケア	目もとの乾燥 小じわケア <sup>※</sup> <small>* 効能評価試験済</small>
角質くすみケア	目もとのハリケア	表情筋 <sup>※1</sup> トレーニング
目もとの明るさケア <sup>※2</sup>	角層への浸透ケア	頬の毛穴ケア <sup>※3</sup>

## 1台9役のエイジングケア<sup>※4</sup>美顔器

○効果には個人差があります。※1 電気刺激を筋肉に伝え、筋肉を収縮させること ※2 うるおうことによる肌の見え方 ※3 キメが整うことによる肌の見え方 ※4 年齢に応じた、機器を使った肌ケアのこと

Image: An illustration detailing the nine aging care functions provided by the device, including cheek firmness, skin texture, eye dryness, dullness, eye firmness, expression muscle training, eye brightness, stratum corneum penetration, and pore care.



**独自開発  
「マルチアクティベートテクノロジー」  
搭載**

○効果には個人差があります。 イラストはイメージです。

Image: A diagram illustrating the proprietary "Multi-Activate Technology" which simultaneously outputs 3MHz RF, Dual Dynamic EMS, Red LED, and Ion functions for comprehensive skin treatment.


## LIFT

D型  
リフトヘッド

### POINT

肌を  
引き上げやすく  
目もとなどの  
細かい部分にも  
あてやすい

あてやすい  
独自開発  
形状



## WAVE

ウェーブ形状  
電極

### POINT

電極間の  
距離を変えて  
配置することで  
奥深く角層の  
広範囲に  
RFを届けることが  
可能に

**D型だから目もとまで  
あてやすくリフトケア\*しやすい**

○効果には個人差があります。\*引き上げるように機器を動かすこと

Image: A close-up of the device's D-shaped lift head, highlighting its unique shape designed for easy application and effective lift care, even around delicate areas like the eyes.

## 4. SETUP

### Charging the Device

Before first use, fully charge the device. Connect the USB cable to the device and the USB power adapter, then plug it into a power outlet. The charging indicator will illuminate. A full charge takes approximately 3 hours (at room temperature 15°C to 35°C) and provides about one week of continuous use.

### Preparing for Use

Ensure your face is clean and dry. Apply an appropriate amount of the included Smooth Lift Gel or your preferred skincare product evenly to the treatment area before starting any mode.

## 5. OPERATING INSTRUCTIONS

### Modes of Operation

The device features four main modes, each designed for specific skincare needs:

- **RF x EMS Lift Mode:** Ideal for intensive aging care and targeting expression muscles. This mode simultaneously outputs RF, EMS, LED, and Ion functions. Use 2-3 times a week.
- **RF Pump Mode:** Delivers maximum RF output for a warming treatment, enhancing the penetration of moisturizing ingredients into the stratum corneum. Use 2-3 times a week.
- **Eye Care Mode:** Specialized for concentrated care around the eyes, providing gentle warmth with RF and promoting penetration of beauty ingredients. Use daily.
- **Moist Mode:** Designed for daily skincare, promoting deep penetration of cosmetic ingredients into the stratum corneum for plump, smooth skin. Use daily.



Image: A visual guide to the four modes: RF x EMS Lift and RF Pump for special care (2-3 times/week), and Eye Care and Moist for daily care (1 time/day).

### Usage Frequency

For optimal results, follow the recommended usage frequency for each mode. Consistency is key to achieving visible improvements in skin texture and appearance.


毛穴が目立つ、  
キメ感の整って  
いない状態

使用しない場合



毛穴が目立ち  
にくい、  
キメ感の整って  
いる状態

4週間使用した場合



【モデル試験方法】1週間に3回、4週間使用 お手持ちの化粧品を使用し、RF PUMPモードを半顔3分使用  
【測定部位】頬(半顔ずつ比較) 【被験者】30～50代 女性 20名 ○パナソニック調べ ○効果には個人差があります。

使い続けることで、毛穴の  
目立ちにくいキメ感の整った肌へ

○効果には個人差があります。

Image: A comparison showing skin before and after 4 weeks of use, demonstrating improved pore appearance and refined skin texture. Results may vary individually.

## 6. MAINTENANCE

### Care and Cleaning

After each use, wipe the treatment head and body of the device with a soft, damp cloth to remove any gel residue. Do not use abrasive cleaners or solvents. Ensure the device is completely dry before storing.

### Storage

Store the device in a cool, dry place, away from direct sunlight and extreme temperatures. Keep it in its original packaging or a protective pouch to prevent damage.

## 7. TROUBLESHOOTING

If you encounter any issues with your device, please refer to the table below for common problems and their solutions.

Problem	Possible Cause	Solution
Device does not turn on.	Battery is low or depleted.	Charge the device fully.
No sensation during use.	Insufficient gel applied or incorrect contact with skin.	Apply more gel and ensure full contact of the head with your skin. Adjust intensity level.
Device suddenly stops during use.	Automatic shut-off feature activated or battery depleted.	Recharge the device. If it continues to stop, contact customer support.

If the problem persists after trying these solutions, please contact Panasonic customer support.

## 8. SPECIFICATIONS

---

Specification	Value
Model Number	EH-SR85-K
Power Supply	AC Type (Rechargeable)
Charging Time	Approx. 3 hours (at 15°C to 35°C)
Continuous Use	Approx. 1 week on full charge
Main Unit Dimensions (H×W×D)	18.1 × 4.1 × 4.2 cm
Main Unit Weight	Approx. 190g (excluding USB power adapter, USB cable)
Cord Length	Approx. 1m (USB cable)
Material	ABS
Color	Black
Included Accessories	Smooth Lift Gel, USB Power Adapter, USB Cable

## 9. WARRANTY AND CUSTOMER SUPPORT

---

This product comes with a manufacturer's warranty. Please refer to the warranty card included with your purchase for specific terms and conditions. For technical support, service, or inquiries about replacement parts, please visit the official Panasonic website or contact their customer service department.

**Panasonic Official Website:** [www.panasonic.com](http://www.panasonic.com)

Please retain your proof of purchase for warranty claims.