

Marshall Acton III

Marshall Acton III Bluetooth Home Speaker User Manual

Model: Acton III | Brand: Marshall

INTRODUCTION

The Marshall Acton III is the most compact speaker in the home line-up, designed to fit seamlessly into any space while delivering powerful, room-filling sound. This new generation features an even wider soundstage than its predecessor, re-engineered for a more immersive audio experience. Tweeters are angled outwards with updated waveguides to ensure a consistently solid sound that extends throughout the room. The two-way driver system provides balanced audio with crisp, soaring treble and controlled, rumbling bass. Built-in Dynamic Loudness adjusts the tonal balance for brilliant sound at any volume, and Placement Compensation corrects for reflective surfaces. Acton III is ready for future Bluetooth technology, offering next-generation features as they become available. Its iconic rock 'n' roll design makes a bold statement, maintaining Marshall's heritage with a cleaner, updated look. Constructed with a PVC-free build, comprising 70% recycled plastic and vegan materials, it reflects a sustainable approach. Connection is straightforward via Bluetooth or the 3.5 mm input, allowing for immediate listening. Over 60 years of sound expertise are combined with future-proof technology to fully immerse you in your music.



Front view of the Marshall Acton III Bluetooth Home Speaker in black.

WHAT'S IN THE BOX

- Acton III Bluetooth Speaker
- Power Cable
- Quick Start Guide
- Legal and Safety Information

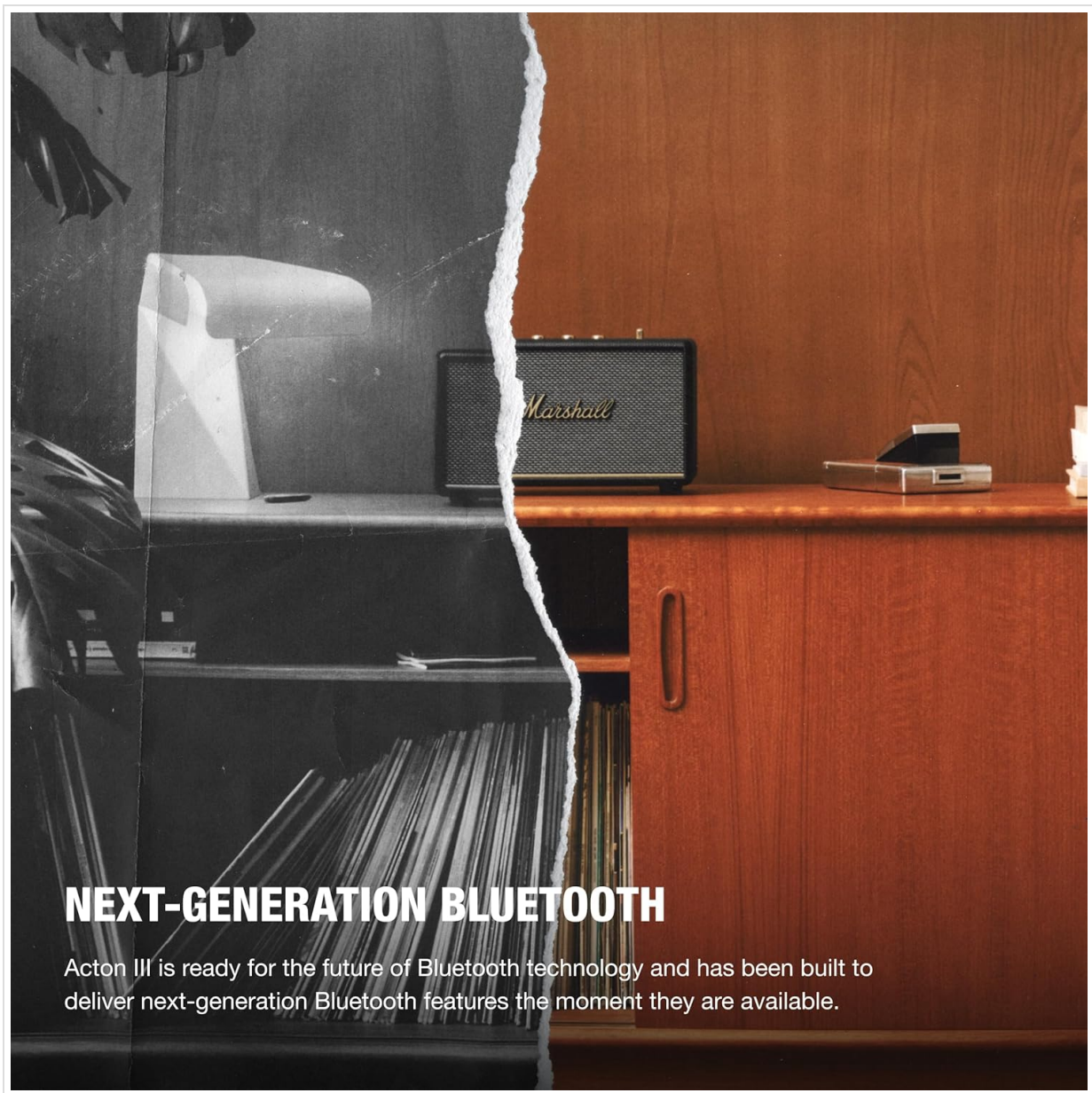


All items included in the Marshall Acton III packaging.

SETUP

1. Power Connection

1. Connect the power cable to the mains input on the back of your speaker.
2. Plug the other end of the power cable into a wall socket.
3. Turn on the speaker using the power switch located on the top panel.



NEXT-GENERATION BLUETOOTH

Acton III is ready for the future of Bluetooth technology and has been built to deliver next-generation Bluetooth features the moment they are available.

Rear view of the speaker highlighting the power input port.

2. Bluetooth Pairing

1. Press the SOURCE button on the top panel to select Bluetooth (the Bluetooth LED will illuminate).
2. On your audio device (smartphone, tablet, etc.), enable Bluetooth and select "Acton III" from the list of available devices.
3. Once connected, the Bluetooth LED on the speaker will turn solid.



ICONIC DESIGN THAT STANDS APART

Marshall has taken its signature rock 'n' roll home speaker line-up and given it a stripped-back look that makes a loud statement.

Detailed view of the top control panel for source selection and volume.

3. Auxiliary Connection

1. Connect a 3.5 mm audio cable from your audio device's headphone jack to the AUX input on the top panel of the speaker.
2. Press the SOURCE button to select AUX (the AUX LED will illuminate).
3. Adjust the volume on both your audio device and the speaker for optimal sound.

OPERATING INSTRUCTIONS

Controls

The Marshall Acton III features intuitive analog controls on its top panel for precise sound adjustment:

- **Volume Control:** Rotate the VOLUME knob to increase or decrease the overall sound output.
- **Bass Control:** Use the BASS knob to adjust the low-frequency response, enhancing or reducing bass levels.
- **Treble Control:** Use the TREBLE knob to fine-tune the high-frequency response, making the sound brighter or softer.
- **Source Button:** Toggle between Bluetooth and AUX input modes.
- **Power Switch:** A classic toggle switch to turn the speaker on or off.



User adjusting the volume, bass, and treble knobs on the speaker.

Dynamic Loudness

The Acton III incorporates Dynamic Loudness, a feature that automatically adjusts the tonal balance of the sound. This ensures that your music maintains its brilliance and clarity across all volume levels, from quiet background listening to loud party settings.

Placement Compensation

This speaker is equipped with Placement Compensation, which helps correct for any acoustic interference caused by nearby reflective surfaces (like walls or shelves). For optimal sound, consider the speaker's position in your room. The Marshall Bluetooth app can provide further guidance on optimizing sound based on placement.

MAINTENANCE

To ensure the longevity and optimal performance of your Marshall Acton III speaker, follow these maintenance guidelines:

- **Cleaning:** Use a soft, dry cloth to wipe down the exterior of the speaker. Avoid using abrasive cleaners, solvents, or sprays directly on the speaker.
- **Storage:** When not in use for extended periods, store the speaker in a cool, dry place away from direct

sunlight and extreme temperatures.

- **Handling:** Handle the speaker with care. Avoid dropping it or exposing it to excessive vibrations.
- **Liquid Exposure:** This speaker is not waterproof. Keep it away from water, moisture, and spills to prevent damage.

TROUBLESHOOTING

Problem	Possible Cause	Solution
No power	Power cable not connected or power switch off.	Ensure power cable is securely connected and power switch is in the ON position.
No sound	Volume too low, incorrect source selected, or device not paired/connected.	Increase volume on speaker and device. Select correct source (Bluetooth/AUX). Re-pair Bluetooth device or check AUX cable connection.
Bluetooth connection unstable	Device too far from speaker, interference, or low device battery.	Move device closer to speaker (within 10 meters). Avoid obstacles. Charge device.
Distorted sound	Volume too high, incorrect bass/treble settings, or poor audio source quality.	Lower volume. Adjust bass/treble knobs. Try a different audio source or file.

SPECIFICATIONS

Feature	Detail
Model Name	Acton III
Speaker Type	Bookshelf
Color	Black
Material	recycled plastic
Product Dimensions	10.24"D x 5.91"W x 6.69"H
Item Weight	6.3 Pounds
Connectivity Technology	Bluetooth, Auxiliary
Wireless Communication Technology	Bluetooth
Bluetooth Range	10 Meters
Speaker Maximum Output Power	60 Watts
Audio Output Mode	Stereo
Power Source	Battery Powered
Water Resistance Level	Not Water Resistant
Manufacturer	Zound Industries

Feature	Detail
Country of Origin	Thailand

Note: While specifications list "Battery Powered", the product description indicates this speaker needs to be plugged in for use.




WARRANTY AND SUPPORT


The Marshall Acton III Bluetooth Home Speaker comes with a Limited Warranty. For detailed information regarding warranty coverage, terms, and conditions, please refer to the Legal and Safety Information document included in your product packaging.

For further assistance, technical support, or to download the full user manual, please visit the official Marshall website or refer to the provided Quick Start Guide.

You can also access the official User Manual PDF [here](#).


Related Documents - Acton III

	<p>Marshall Limited Warranty Information - Zound Industries</p> <p>This document outlines the limited warranty provided by Zound Industries USA Inc. for Marshall-branded products purchased in the United States. It details coverage, exclusions, warranty service options, limitations of liability, and privacy considerations for a period of one year from the date of purchase.</p>
	<p>Marshall Acton II Bluetooth User Manual</p> <p>Comprehensive user manual for the Marshall Acton II Bluetooth speaker, detailing setup, operation, connectivity options (Bluetooth and AUX), audio adjustments, speaker coupling, standby mode, technical specifications, and troubleshooting.</p>
	<p>Marshall Acton III Home Bluetooth Speaker User Manual</p> <p>Comprehensive guide to the Marshall Acton III Home Bluetooth Speaker, covering device layout, instructions for setup, Bluetooth pairing, AUX connection, troubleshooting, and app integration.</p>



[Marshall Acton III Home Bluetooth Speaker: Device Layout, Instructions, and Troubleshooting](#)

A comprehensive guide to the Marshall Acton III Home Bluetooth Speaker, covering device layout, setup instructions, Bluetooth pairing, AUX connection, network standby, factory reset, and troubleshooting common issues.



Marshall Acton III Bluetooth Speaker User Manual

Comprehensive user manual for the Marshall Acton III Bluetooth speaker, covering device layout, instructions for setup and pairing, and troubleshooting common issues.

[illegible]

Marshall Bluetooth Speaker: User Manual and Setup Guide

Official user manual for the Marshall Bluetooth speaker, covering setup, controls, and app integration. Learn how to connect and use your speaker with the Marshall Bluetooth app.