

## MAJORITY TRU 1

# MAJORITY Tru 1 Wireless Bluetooth Earbuds User Manual

Model: TRU 1

## INTRODUCTION

---

Thank you for choosing the MAJORITY Tru 1 Wireless Bluetooth Earbuds. This manual provides essential information for setting up, operating, and maintaining your new earbuds. Please read these instructions carefully before use and retain them for future reference.

For optimal performance and safety, always follow the guidelines provided in this manual.

## PACKAGE CONTENTS

---

# Premium Packaging



Image: The retail packaging for the MAJORITY Tru 1 earbuds, displaying the earbuds, charging case, USB-C cable, and three pairs of silicone ear tips.

Ensure all items are present in the package:

- 1x Set of MAJORITY Tru 1 Wireless Earbuds
- 1x Wireless Charging Case
- 1x USB-C Charging Cable
- 3x Pairs of Silicone Ear Tips (various sizes)
- 1x User Manual (this document)

## PRODUCT OVERVIEW

---



Image: The MAJORITY Tru 1 wireless earbuds standing upright next to their open charging case, all in white.

The MAJORITY Tru 1 earbuds are designed for comfortable wear and high-quality audio. Each earbud features a touch-sensitive control area and an integrated microphone. The compact charging case protects the earbuds and provides additional battery life.

# Powerful Stereo Sound. Incredible High Quality.



Image: An exploded diagram showing the internal components of a MAJORITY Tru 1 earbud, highlighting the 13mm driver and other acoustic elements.

The earbuds are equipped with 13mm drivers for clear sound reproduction and a built-in microphone for calls.

## SETUP

---

### 1. Charging the Earbuds and Case

# 30hrs

## Long Playtime from Single Charge



## Type C Fast Charge. 30mins Charge for 2hrs Playtime

Image: The MAJORITY Tru 1 earbuds placed inside their open charging case, illustrating the Type-C fast charge capability and long playtime.

1. **Initial Charge:** Before first use, fully charge both the earbuds and the charging case.
2. **Charging the Case:** Connect the supplied USB-C cable to the charging port on the case and to a compatible USB power source. The LED indicator on the case will show charging status.
3. **Charging the Earbuds:** Place the earbuds into their respective slots in the charging case. Ensure they are correctly seated. The earbuds will begin charging automatically.

A full charge of the earbuds provides approximately 7.5 hours of playtime. The charging case provides an additional 3 full charges, extending total playtime up to 30 hours. A quick 30-minute charge can provide up to 2 hours of playtime.

### 2. Pairing with a Bluetooth Device

1. **Activate Bluetooth:** Ensure Bluetooth is enabled on your audio device (smartphone, tablet, laptop, etc.).
2. **Enter Pairing Mode:** Open the charging case and remove both earbuds. They will automatically enter pairing mode.
3. **Select Device:** On your audio device, search for new Bluetooth devices. Select "MAJORITY Tru 1" from the list of available devices.
4. **Confirm Connection:** Once connected, you will hear an audio prompt, and the earbuds' indicator lights will change.

The earbuds use Bluetooth 5.3 for a stable and efficient wireless connection. They will automatically reconnect to the last paired device when removed from the case, if Bluetooth is active on the device.

## OPERATING INSTRUCTIONS

---

### Touch Controls



The advertisement features a smiling man with dark skin and short hair, wearing a white MAJORITY Tru 1 earbud in his right ear. The background is a solid orange color. In the top left corner, there are two circular icons: the first shows an ear with sound waves and the text "Secure Fit" below it; the second shows a hand with a finger touching a surface and the text "Touch Controls" below it. In the top right corner, the text "Featured on The Gadget Show" is displayed in a bold, sans-serif font. At the bottom, a dark brown banner contains the text "Crystal Clear Calls. Superior Clarity from In-Built Microphone." in a large, white, serif font.

Secure Fit

Touch Controls

Featured on  
**The Gadget Show**

**Crystal Clear Calls.  
Superior Clarity from  
In-Built Microphone.**

Image: A person smiling while wearing a MAJORITY Tru 1 earbud, emphasizing the secure fit, touch controls, and clear call quality from the built-in microphone.

The MAJORITY Tru 1 earbuds feature intuitive touch controls on each earbud. Specific functions may vary slightly depending on your device and operating system.



- **Play/Pause:** Single tap on either earbud.
- **Next Track:** Double tap on the right earbud.
- **Previous Track:** Double tap on the left earbud.
- **Answer/End Call:** Single tap on either earbud during an incoming call or active call.
- **Reject Call:** Press and hold either earbud for 2 seconds during an incoming call.
- **Activate Voice Assistant:** Triple tap on either earbud (e.g., Siri, Google Assistant).
- **Volume Up:** Press and hold the right earbud.
- **Volume Down:** Press and hold the left earbud.

## Making and Receiving Calls

The built-in microphone ensures clear communication during phone calls. Use the touch controls as described above to manage your calls.

## Wearing the Earbuds

Select the ear tips that provide the most comfortable and secure fit for optimal sound quality and noise isolation. Gently insert each earbud into your ear canal and twist slightly to secure it.

## MAINTENANCE

---

- **Cleaning:** Regularly clean the earbuds and charging case with a soft, dry, lint-free cloth. Do not use harsh chemicals or abrasive materials.
- **Water Resistance:** The earbuds are IPX7 waterproof, meaning they can withstand immersion in water up to 1 meter for 30 minutes. However, the charging case is not waterproof. Ensure earbuds are completely dry before placing them back in the charging case to prevent damage.
- **Storage:** When not in use, store the earbuds in their charging case to protect them and keep them charged. Store in a cool, dry place away from extreme temperatures.
- **Battery Care:** To prolong battery life, avoid fully discharging the earbuds and case frequently. Charge them regularly, even if not in constant use.

## TROUBLESHOOTING

---

Problem	Solution
Earbuds not pairing	<ul style="list-style-type: none"><li>◦ Ensure earbuds are charged.</li><li>◦ Turn off and on Bluetooth on your device.</li><li>◦ Forget "MAJORITY Tru 1" from your device's Bluetooth list and re-pair.</li><li>◦ Place earbuds back in the case, close, wait 5 seconds, then open and try again.</li></ul>
No sound from one earbud	<ul style="list-style-type: none"><li>◦ Ensure both earbuds are charged.</li><li>◦ Try re-pairing the earbuds.</li><li>◦ Clean any debris from the earbud's speaker mesh.</li></ul>
Charging case not charging	<ul style="list-style-type: none"><li>◦ Check the USB-C cable and power adapter.</li><li>◦ Ensure the charging port is clean and free of debris.</li></ul>

Problem	Solution
Poor sound quality	<ul style="list-style-type: none"><li>◦ Ensure earbuds are properly seated in your ears.</li><li>◦ Try different sized ear tips for a better seal.</li><li>◦ Ensure there are no obstructions between the earbuds and your device.</li></ul>

## SPECIFICATIONS

Feature	Detail
Model Name	TRU 1
Connectivity	Bluetooth 5.3
Water Resistance	IPX7 (Earbuds only)
Driver Size	13mm
Earbud Playtime	Up to 7.5 hours
Total Playtime (with case)	Up to 30 hours
Quick Charge	30 minutes charge for 2 hours playtime
Battery Type	Lithium Ion (included)
Charging Port	USB-C
Material	Plastic
Package Dimensions	11.3 x 9.9 x 3.2 cm
Weight	100 g (package)

## WARRANTY AND SUPPORT

MAJORITY offers an extended 3-year warranty for the Tru 1 Wireless Bluetooth Earbuds upon registration. To register your product and activate the extended warranty, please visit the official MAJORITY website:

[Register Your Product Here](#)

For any support inquiries, troubleshooting assistance, or to learn more about MAJORITY products, please refer to the contact information provided on the official MAJORITY website. MAJORITY is a Cambridge, UK-based audio brand committed to providing reliable products and customer service.



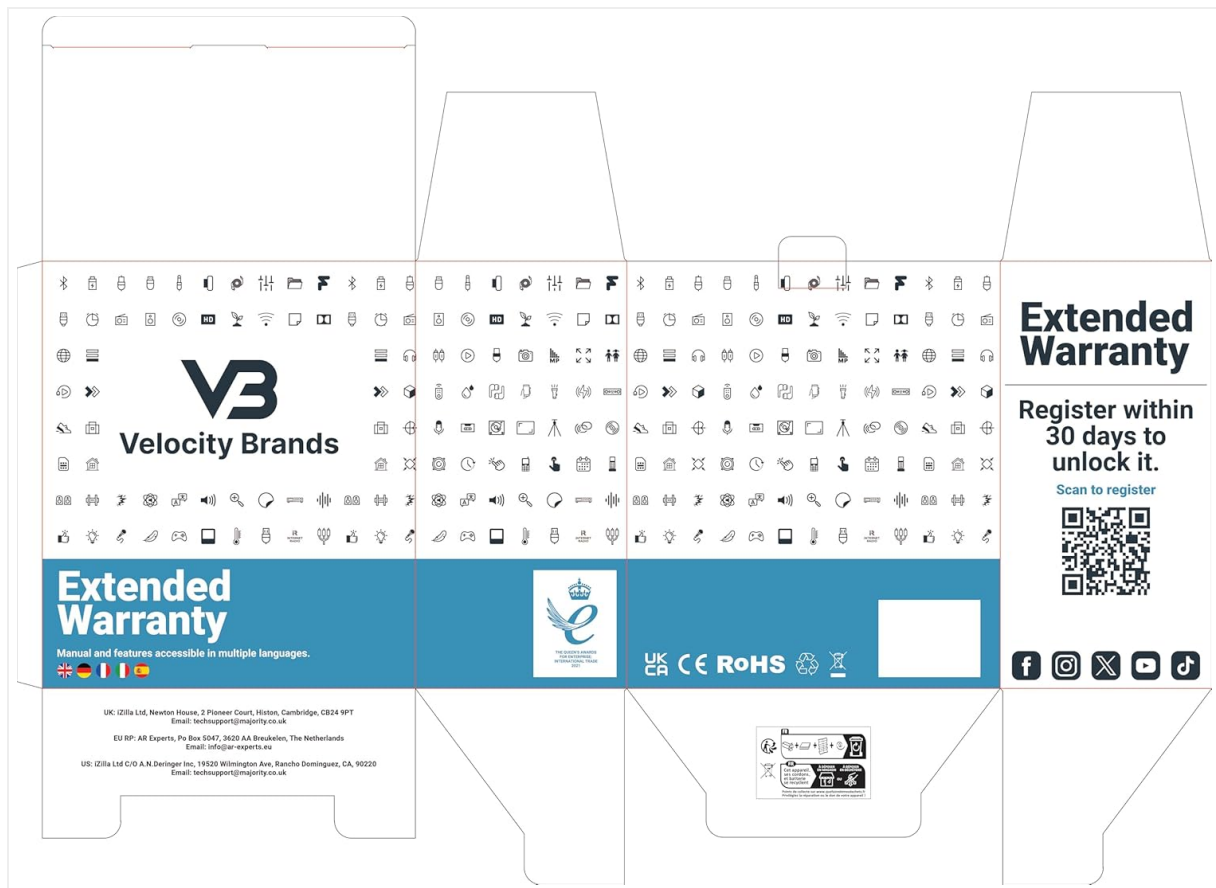


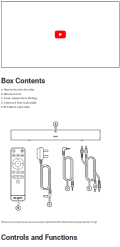





Image: The side of the MAJORITY product box, showing details about the extended warranty and a QR code for registration.

© 2023 MAJORITY. All rights reserved.

## Related Documents - TRU 1

	<p><a href="#">Majority Tru 2 ANC Earbuds User Manual</a></p> <p>User manual for Majority Tru 2 ANC Earbuds, detailing features, operation, troubleshooting, specifications, and safety guidelines.</p>
	<p><a href="#">Majority MP3 Pro Player User Manual</a></p> <p>User manual for the Majority MP3 Pro Player, detailing its features, operation, music management, Bluetooth connectivity, settings, troubleshooting, and warranty information.</p>

 <p>Box Contents</p> <p>Controls and Functions</p>	<p><a href="#">Majority Snowdon Soundbar User Manual and Instructions</a></p> <p>Comprehensive user manual for the Majority Snowdon Soundbar, covering box contents, controls, functions, setup instructions for RCA, Optical, AUX, and Bluetooth inputs, wall mounting, specifications, and safety information.</p>
 <p>Majority Party Portable Karaoke System PTY-KAR-WHT</p> <p>User Guide</p>	<p><a href="#">Majority Party PTY-KAR-WHT Portable Karaoke System User Guide</a></p> <p>User guide for the Majority Party PTY-KAR-WHT portable karaoke system. Learn about controls, functions, TV connection, basic operation, CD player, microphone use, USB, Aux-In, and Bluetooth connectivity. Includes technical specifications and safety information.</p>
 <p>ATLAS USER MANUAL</p> <p>MAJORITY</p>	<p><a href="#">Majority Atlas User Manual: Setup, Controls, and Safety Information</a></p> <p>Comprehensive user manual for the Majority Atlas soundbar, covering setup, controls for Bluetooth, USB, SD card, and AUX modes, troubleshooting, specifications, warranty, and safety instructions.</p>
 <p>MAJORITY NEPTUNE FREE</p> <p>Bedside Radio and Alarm Clock NEPT-FREE-WHT</p> <p>Instructions Guide</p>	<p><a href="#">Majority Neptune Free Bedside Radio and Alarm Clock User Manual</a></p> <p>This user manual provides detailed instructions for operating the Majority Neptune Free bedside radio and alarm clock. Learn about its features including Bluetooth connectivity, FM radio, USB playback, wireless charging, alarm settings, and sleep mode. Includes specifications and safety information.</p>

Aerosoft - Digital Aviation		AOM PART 2		VOL	5-0-0
CRJ-700 CRJ-900		Revision Info		5	29 Jul 2017
Rev #	Date	Author	Change	Version	
001	20 Jul 2017	...	...	1.00	
002	20 Jul 2017	...	...	1.00	
003	20 Jul 2017	...	...	1.00	
004	20 Jul 2017	...	...	1.00	
005	20 Jul 2017	...	...	1.00	
006	20 Jul 2017	...	...	1.00	
007	20 Jul 2017	...	...	1.00	
008	20 Jul 2017	...	...	1.00	
009	20 Jul 2017	...	...	1.00	
010	20 Jul 2017	...	...	1.00	
011	20 Jul 2017	...	...	1.00	
012	20 Jul 2017	...	...	1.00	
013	20 Jul 2017	...	...	1.00	
014	20 Jul 2017	...	...	1.00	
015	20 Jul 2017	...	...	1.00	
016	20 Jul 2017	...	...	1.00	
017	20 Jul 2017	...	...	1.00	
018	20 Jul 2017	...	...	1.00	
019	20 Jul 2017	...	...	1.00	
020	20 Jul 2017	...	...	1.00	
021	20 Jul 2017	...	...	1.00	
022	20 Jul 2017	...	...	1.00	
023	20 Jul 2017	...	...	1.00	
024	20 Jul 2017	...	...	1.00	
025	20 Jul 2017	...	...	1.00	
026	20 Jul 2017	...	...	1.00	
027	20 Jul 2017	...	...	1.00	
028	20 Jul 2017	...	...	1.00	
029	20 Jul 2017	...	...	1.00	
030	20 Jul 2017	...	...	1.00	
031	20 Jul 2017	...	...	1.00	
032	20 Jul 2017	...	...	1.00	
033	20 Jul 2017	...	...	1.00	
034	20 Jul 2017	...	...	1.00	
035	20 Jul 2017	...	...	1.00	
036	20 Jul 2017	...	...	1.00	
037	20 Jul 2017	...	...	1.00	
038	20 Jul 2017	...	...	1.00	
039	20 Jul 2017	...	...	1.00	
040	20 Jul 2017	...	...	1.00	
041	20 Jul 2017	...	...	1.00	
042	20 Jul 2017	...	...	1.00	
043	20 Jul 2017	...	...	1.00	
044	20 Jul 2017	...	...	1.00	
045	20 Jul 2017	...	...	1.00	
046	20 Jul 2017	...	...	1.00	
047	20 Jul 2017	...	...	1.00	
048	20 Jul 2017	...	...	1.00	
049	20 Jul 2017	...	...	1.00	
050	20 Jul 2017	...	...	1.00	
051	20 Jul 2017	...	...	1.00	
052	20 Jul 2017	...	...	1.00	
053	20 Jul 2017	...	...	1.00	
054	20 Jul 2017	...	...	1.00	
055	20 Jul 2017	...	...	1.00	
056	20 Jul 2017	...	...	1.00	
057	20 Jul 2017	...	...	1.00	
058	20 Jul 2017	...	...	1.00	
059	20 Jul 2017	...	...	1.00	
060	20 Jul 2017	...	...	1.00	
061	20 Jul 2017	...	...	1.00	
062	20 Jul 2017	...	...	1.00	
063	20 Jul 2017	...	...	1.00	
064	20 Jul 2017	...	...	1.00	
065	20 Jul 2017	...	...	1.00	
066	20 Jul 2017	...	...	1.00	
067	20 Jul 2017	...	...	1.00	
068	20 Jul 2017	...	...	1.00	
069	20 Jul 2017	...	...	1.00	
070	20 Jul 2017	...	...	1.00	
071	20 Jul 2017	...	...	1.00	
072	20 Jul 2017	...	...	1.00	
073	20 Jul 2017	...	...	1.00	
074	20 Jul 2017	...	...	1.00	
075	20 Jul 2017	...	...	1.00	
076	20 Jul 2017	...	...	1.00	
077	20 Jul 2017	...	...	1.00	
078	20 Jul 2017	...	...	1.00	
079	20 Jul 2017	...	...	1.00	
080	20 Jul 2017	...	...	1.00	
081	20 Jul 2017	...	...	1.00	
082	20 Jul 2017	...	...	1.00	
083	20 Jul 2017	...	...	1.00	
084	20 Jul 2017	...	...	1.00	
085	20 Jul 2017	...	...	1.00	
086	20 Jul 2017	...	...	1.00	
087	20 Jul 2017	...	...	1.00	
088	20 Jul 2017	...	...	1.00	
089	20 Jul 2017	...	...	1.00	
090	20 Jul 2017	...	...	1.00	
091	20 Jul 2017	...	...	1.00	
092	20 Jul 2017	...	...	1.00	
093	20 Jul 2017	...	...	1.00	
094	20 Jul 2017	...	...	1.00	
095	20 Jul 2017	...	...	1.00	
096	20 Jul 2017	...	...	1.00	
097	20 Jul 2017	...	...	1.00	
098	20 Jul 2017	...	...	1.00	
099	20 Jul 2017	...	...	1.00	
100	20 Jul 2017	...	...	1.00	

[pdf] User Manual Documentation Guide

Ingo CRJ 700 900 Operation Manual Part 2 Free Aerosoft User Guide Download Instruction and Support

X OM central manuals software aerosoft |||

Aerosoft Digital Aviation CRJ-700 CRJ-900 AOM PART 2 Revision Info Rev # 001 002 003 004 Date 11 ... ows the power distribution in the AC system for normal operation: AC BUS 1 Flight Recorder Power **TRU 1** Main Battery Charger Recirculating Fan 1 Display Cooling Fan 2 Lavatory Exhaust Fan Bagga...

lang:i-klington score:41 filesize: 16.25 M page\_count: 126 document date: 2017-07-26

Aerosoft - Digital Aviation		AOM PART 2		VOL	5-0-0
CRJ 550/700				5	14 Feb 2021
Rev #	Date	Author	Change	Version	
001	14 Feb 2021	...	Creation of AOM Part 2	1.00	
002	14 Feb 2021	...	...	1.00	
003	14 Feb 2021	...	...	1.00	
004	14 Feb 2021	...	...	1.00	
005	14 Feb 2021	...	...	1.00	



Airbus H225 Super Puma

### [Airbus H225 Super Puma Flight Simulator Manual](#)

Detailed user guide for the Hype Performance Group's Airbus H225 Super Puma simulation for Microsoft Flight Simulator, covering systems, procedures, and cockpit layout for entertainment purposes.

lang:en **score:27** filesize: 8.74 M page\_count: 124 document date: 0000-00-00

Not For Physical Flight - For Flight Simulator Use Only



### **HMC** series controller Basic Programming Instructions Manual



Thank you very much for purchasing our HMC series products.  
This manual describes the use and maintenance of the HMC series controller, basic programming instructions, etc. Please read this manual carefully before reading, wiring, using, maintaining, and checking the product.  
Please keep this manual in a safe place and deliver it to the end user.

### [AUCTECH HMC Series Controller: Basic Programming Instructions Manual](#)

This manual provides essential programming instructions, safety guidelines, and operational details for the AUCTECH HMC Series Controller. Learn how to effectively use and maintain this industrial automation product.

lang:en **score:22** filesize: 4.96 M page\_count: 125 document date: 2025-07-21

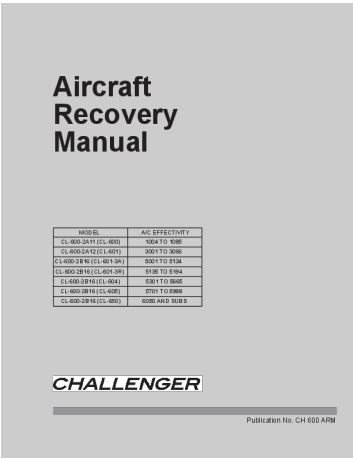


### [\[pdf\] User Manual Guide](#)

Electronic Technician 1958 11 Nov 20 2023 — INSTRUMENT MANUAL By Alan Dong la5 This third edition guide to the theory operation and design of electronic organs related equip ment goes into 100 pages worldradiohistory Archive Radio Retailing 50s |||

ELECTRONIC ECHNIC November 1958 CLOSED CIRCUIT TV HOW TO BUILD BUS EGG .,,, 10.919- MKE9/V ... N s new product code number on coupon on page 45. Sarkes Tarzian TRANSLATOR A new translator, model **TRU 1**, was announced. Channels 70 to 83 can be Consistently dependable power Next time an auto-radi...


lang:en **score:21** filesize: 11.06 M page\_count: 100 document date: 2016-09-13



[pdf] User Manual Guide

Ground Safety Bombardier Aerospace Citation X Jet Operation Manual Pdf In Flight Guide CJ4 2 Pilots arm 600 customer aero bombardier webd BAG bbad custsupp techinfo CICOOpenDocuments nsf vwWebPage TechPubs ARM CCC \$FILE Handbuch für canadair challenger 601 for sale herunterladen als |||

Aircraft Recovery Manual MODEL CL-600-2A11 CL-600 CL-600-2A12 CL-601 CL-600-2B16 CL-601-3A CL ... 567890 12345678901234567890 MSGS PAGE 1 / 3 DC ELECTRICAL PLAN AC BUS 1 AC BUS 2 AC ESS BUS **TRU 1** 36 V -- A TRU 2 24 V -- A ESS TRU 2 40 V 63 A ESS **TRU 1** 33 V 99 A BUS 1 BUS 2 TIE UTIL BUS... lang:en **score:19** filesize: 2.98 M page\_count: 124 document date: 2015-11-05




[pdf] User Manual Installation Guide Instructions Specifications Guide Warranty

Tru 1 manual0628 Studio Headphones Majority 19 gen 2024 — All products come with a standard 12 month Warranty items must be registered on majority co uk for the warranty to valid Once user manual 2022 07 18 01 |||

Studio 1 Headphones EN Instructions Guide EN Contents What s In The Box Scope and Operation Instructions Specifications Support Safety Information EN Package Included A. Majority Studio 1 Headphones C. Audio Jack Adapter Contents 1 1 2 3 3 4 What s in the box B. Pouch D. User Manual A B C D ...


lang:en **score:19** filesize: 181.2 K page\_count: 6 document date: 2024-01-19



[pdf] Instructions

Operating Instructions 42 0426 0538 RO fronius ee ~ Solar Energy ||| Operating Instructions Fronius Ohmpilot RO Manualul de utilizare 42,0426,0538,RO 012-25112024 Cuprins Informații generale 5 Sigurana 7 Explicarea instruciunilor de securitate 7 Generalități 7 Msuri referitoare la compatibilitatea electromagnetică 8 Sigurana datelor 8 Dreptul de autor ...


lang:it **score:17** filesize: 4.12 M page\_count: 60 document date: 2024-11-25



### [\[pdf\]](#) User Manual Specifications Guide Declaration of Conformity

Majority Tru 1 userguide 0701 19 hours ago — Charging the earbuds Green LED on earbud remains to indicate receiving charge and turns off when are full charged case low PRINT COPY majority co uk 2023 10 |||

536 0.1 58\*3 - 44 3#6 4 5SV / \*OTUSVDUJPOT VJEF POUFOUT / 8IBUnT\*O5IF#PY BSQIPOF JUUJOH ... BS FYUFOEFEXBSSBOUZBU XXXNBKPSJUZDPVL / 8IBUnT\*O5IF#PY #PY POUFOUT Inside the Box: 1.Majority **Tru 1** Wireless Earbud 2.On-the-go Charging Case 3.Type C Charging Cable 4.Eartips Size S/M/L 5.User... lang:en score:17 filesize: 1.18 M page\_count: 12 document date: 2023-10-06



### [\[pdf\]](#) User Manual Installation Guide Instructions Specifications Guide

Tru 1 manual0628 Studio Headphone Majority 7 hours ago — The headphones can be used for computers CD and MP3 Players Walkman mobile phones Amps guitars etc 3 5mm plug 6 35mm audio adapter is play FINAL COPY user manual 2022 07 12 majority co uk 2023 10 |||

Tru Studio Headphone EN Instructions Guide EN Contents What s in the box Scope and operation instructions Specifications Wide Application Safety Information EN Package Included A. Majority Tru Studio headphone C. Audio Jack adapter Contents 1 1 2 3 3 4 What s in the box B. Pouch D. User manual A...

lang:en score:17 filesize: 195.74 K page\_count: 6 document date: 2023-10-06



### [\[pdf\]](#) Guide Diagram

M1703E 062020 Microscope Components Guide cover indd tmitsui for OEM Integration Welcome to UIS2 Optics 1 2 System Diagram BX53M Reflected and Combination Transmitted Light BXXFM U LH100 3 100 W halogen lamp housing D7REA Motorized 7 position nosepiece IFCBL50 Interface cable 50 cm ANT Analyzer transmitted light electronica virtual m1703e microscope components guide en exhibitors de 1121 11 6 8732 803

Microscope Components Guide Microscope Components for OEM Integration Contents 1. Welcome to UIS2 Optics 1-1 2. System Diagram BX53M System Diagram for Reflected and Combination Reflected/Transmitted Light 2-1 BXXFM System Diagram 2-3 BX63 System Diagram 2-4 BX53 System Diagram 2-6 B...

lang:en score:15 filesize: 11.76 M page\_count: 104 document date: 2020-07-28



MiVoice MX-ONE  
Route Data, RO - Operational Directions  
Release 7.2  
September 24, 2019



## [\[pdf\]](#) Guide

Route Data RO Operational Directions seths Mitel49 15431 ANF90114mitel sites default files s3 imports Business Phone Systems MiVoice MX ONE 7 2 en mivoice mx one features guide html 49 ANF90114 ||| MiVoice MX-ONE Route Data, RO - Operational Directions Release 7.2 September 24, 2019 Notice The information contained in this document is believed to be accurate in all respects but is not warranted by Mitel Networks Corporation MITEL . The information is subject to change without notice an...


lang:en score:13 filesize: 4.06 M page\_count: 75 document date: 2019-10-18



## [\[pdf\]](#) User Manual Instructions

adminuser MGI User Manuals MGIJETvarnish3DOne Manual V2 6 160522 MOD AJPERES CONVERT TO url CACHEID ROOTWORKSPACE Z18 HDP09B1A08GH60I3G2LUMD24P7 5 kmbscontent konicaminolta us wps wcm connect newweb 59e49042 9680 43d1 a12a 3a4250c4a6af o3xsysV ||| User Manual EN JETVARNISH 3D One Original instructions F Version 2.6 Available for the JETVARNISH 3D One: Gen.1 Gen.2 Gen.3 16/05/2022 JETVARNISH 3D One Created by MGI Digital Technology 4, rue de la Mridienne 94260 Fresnes FRANCE If you have any comments or suggestions about this manual, ...

lang:en score:13 filesize: 22.45 M page\_count: 245 document date: 2022-05-16



## [Ericsson RBS 2106 Heat Exchanger Climate Unit and Internal Distribution Module Description](#)

This document provides a detailed description of the Ericsson RBS 2106 Heat Exchanger Climate Unit and the Internal Distribution Module (IDM). It covers product overview, dimensions, power consumption, function descriptions, and interfaces for both units.

lang:en score:13 filesize: 478.16 K page\_count: 62 document date: 2004-09-07

DRAFT

**NORTEL**  
NETWORKS

## [\[pdf\]](#) Confidentiality Request Letter

000 Ftrtmatt book Fabian Chan User Manual Avaya Canada Corporation NTL100AA TDMA Dual Mode  
800 MHz Enclosure AB6NTL100AA ntl100aa  
411-2051-500 Wireless Solutions DualMode 800 Enclosure Maintenance Manual  
MTX08 Draft 00.01 November ... osure Maintenance Manual MTX08 x Contents  
Nortel Networks Confidential Audio sensitivity of the **TRU 11-3** Test considerations  
11-4 Test equipment required 11-5 TRU self test 11-5 DRU configurations...  
lang:en **score:12** filesize: 2.15 M page\_count: 216 document date: 1999-11-09

## [\[pdf\]](#) User Manual

Manual for the E jets V2 Embraer 175 195 How to use systems simulated in feelThere W David Scobie v  
2 cdn akamai steamstatic OPERATIONS MANUAL jet This manual is intended provided average flight  
simulation enthusiast with information necessary fly includes basic FMC programming system prep taxi  
takeoff descent approach landing and shutdown WHAT THIS IS AND ISN T Ejets v2 t 1447171844 steam  
apps 364324 manuals  
feelThere Embraer E-jets v.2: Embraer 175 and Embraer 195 Addon Aircraft for  
Microsoft s Flight Sim ... .....OFF, then AUTO Emergency  
Lights.....OFF **TRU 1** Switch.....OFF  
TRU 2 Switch.....  
lang:en **score:12** filesize: 4.29 M page\_count: 126 document date: 2015-06-19

## [\[pdf\]](#) Confidentiality Request Letter

cdrake Manual 4400 Tier 3 Simple Storage Service Amazon S3 Operation ITW GSE Introduction This  
manual contains operation and maintenance information for a diesel engine generator manufactured  
document s3 us east 2 amazonaws markcpepe 11808  
Manual 4400 Tier 3 400 Hz Generator Set Ground Power Unit Specification.: Type:  
ACE4400 60 100 kVA OM2245 AXA Power, Hobart, Houchin, Military and J B has  
become ITW GSE. As simply ITW GSE, we still offer the same premium products and  
service. SAME PEOPLE - SAME PRODUCTS - SAME COMPANY Operati...  
lang:en **score:12** filesize: 4.48 M page\_count: 125 document date: 2018-05-09

## [\[pdf\]](#) User Manual

RBS 2206 Reference Manual ERA SRB ZU manual Ericsson Radio Systems AB AKRC1311004 1 PCS  
Broadband GSM Base station B5KAKRC1311004 B5KAKRC13110041 akrc1311004  
P007551A Ericsson GSM System, BSS R8 RBS 2206 Reference Manual EN/LZT 720  
0008 R1A E RBS 2206 R ... V DC . External Interfaces IDM-01 DC out 15A Climate  
30A Fan 1 5A Fan 2 5A Fan 3 5A Fan4 5A **TRU 1** 30A TRU 2 30A CDU 1 5A TRU 3  
30A TRU 4 30A CDU 2 5A TRU 5 30A TRU 6 30A CDU 3 5A CXU ...  
lang:en **score:11** filesize: 2.76 M page\_count: 499 document date: 2001-11-26




AXA Power, Hobart, Houchin, Military and J B has become ITW GSE.  
As simply ITW GSE, we still offer the same premium products and service.  
SAME PEOPLE - SAME PRODUCTS - SAME COMPANY



Ericsson GSM System, BSS R8  
**RBS 2206**  
Reference Manual

ERICSSON

ENLZT 720 0008 R1A



#### [\[pdf\]](#) User Manual


RBS 2206 Reference Manual ERA SRB ZU reference manual Ericsson Radio Systems AB

PKRC1311004 1 PCS Broadband GSM Base station B5KPKRC1311004 B5KPKRC13110041

pkrc1311004

P007551A Ericsson GSM System, BSS R8 RBS 2206 Reference Manual EN/LZT 720 0008 R1A E RBS 2206 R ... V DC . External Interfaces IDM-01 DC out 15A Climate 30A Fan 1 5A Fan 2 5A Fan 3 5A Fan4 5A **TRU 1** 30A TRU 2 30A CDU 1 5A TRU 3 30A TRU 4 30A CDU 2 5A TRU 5 30A TRU 6 30A CDU 3 5A CXU ...

lang:en **score:11** filesize: 2.11 M page\_count: 423 document date: 2001-07-09




#### [\[pdf\]](#) User Manual Owner's Manual Accessories

Vitus Owners Manual Escarpe 29 CRX Mountain Bike Bikes v 1638788118 cdn shopify s files 1 0365 1272 7173 |||

OWNERS MANUAL VITUS OWNER S MANUAL FOR MULTI-SPEED BICYCLES

NOTE This manual is not intended as a comprehensive assembly, use, service, repair or maintenance manual. Please see your dealer for all assembly, service, repairs or maintenance. Your dealer may also be able to refer you to classes, clin...

lang:en **score:11** filesize: 203.74 K page\_count: 30 document date: 2021-12-01



#### [\[pdf\]](#) User Manual Dimension Guide

PubTeX output 2003 10 1225 Users Manual Part 4 Ericsson Radio Systems AB DKRC1311004 1 PCS

Broadband GSM Basestation Transceiver B5KDKRC1311004 B5KDKRC13110041 dkrc1311004


EN/LZT 720 0234 Uen R1A BFU-21 Battery Fuse Unit Unit Description The Battery

Fuse Unit BFU monito ... 1 2 3 4 5 6 7 8 9 HCU Label TX1 TX1 TX2 TX2 TX1 TX1

TX2 TX2 TX1 TX1 TX2 TX2 P011095A Connects to d**TRU 1** CDU-G 1.TX1 dTRU 2

dTRU 3 CDU-G 2:TX1 dTRU 4 dTRU 5 CDU-G 3.TX1 dTRU 6 4 6 EN/LZT 720 0449...

lang:en **score:11** filesize: 2.39 M page\_count: 158 document date: 2004-05-13




[\[pdf\]](#)

Jo Kay Ghosh Pavan Rami APPENDIX 4 South Coast Air Quality Management District Sports and Recreation Instruction 127547 ACCO ENGINEERED SYSTEMS 3421 MALT AVE COMMERCE CA 90040 TS 11 Industrial Sector draft cerp app4 enforcement aqmd gov docs default source ab 617 134 steering committees southeast los angeles sfvrsn 15

APPENDIX 4: ENFORCEMENT Appendices Appendix 4: Enforcement South Coast AQMD The primary goal of South Coast AQMD enforcement activities is for regulated entities to achieve compliance with air quality rules and regulations, and to protect public health. Part of this process involves consistently...

lang:en score:11 filesize: 5.78 M page\_count: 295 document date: 2020-11-04




[\[pdf\]](#) Troubleshooting Guide Guide

The pH Handbook handbook guide YSI electrode practical to dissociation of water acid base ion activity scale measurement potentiometry body glass membrane reference Iodine iodide electrolyte junction double triple buffer temperature slope zero point calibration troubleshooting cleaning storage conditioning TruLab MultiLab ProDSS EXO IoLine Science IDS TruLine W78 0815 info xylem 80 rs 240 UTB 146 images |||

The pH Handbook a practical guide to pH measurement LABORATORY TABLE. TRU YSI STED. pH REPEA Con ... anization, please contact YSI at info ysi.com, 1-800-897-4151 or 1 937-767-7241. LABORATORY TABLE. **TRU 1** YSI STED. pH REPEA Chapter 1: Basic Concepts of pH Measurement 1.1 Dissociation of water ...

lang:en score:11 filesize: 1.42 M page\_count: 56 document date: 2015-08-14

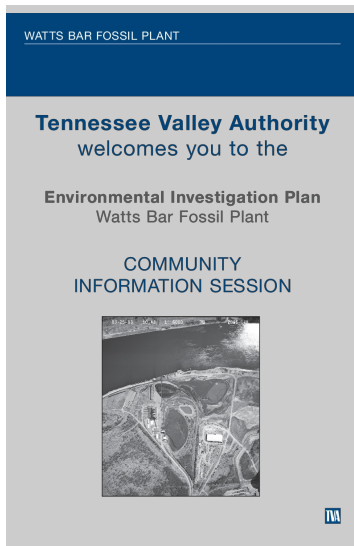


[\[pdf\]](#) Instructions

Tape Recording 1955 08 prieš 1 dieną — Speaking of sounds what does this sound mean to you the audience hears The bar on right starts and stops it but ton above rewinds plays worldradiohistory Archive All Audio 50s 2 days ago QThe booklet instructions that came with my recorder states while its standard crystal microphone is sensitive enough for general use dynamic mikes |||

SPECIAL 0 iDOQR:RfCORD9aG. SSUE .o - SOUNDS TO KEEP YOUR TRIP ALIVE J RECORDING BANDS OUTDOORS CAPT ... ould be on the bookshelf of every serious audiophile. 37 BUILD THIS TAPE SLIDE SHIPPING BOX ;--**tru 1** r.011111110.4...0 , by Robert W. Luebke ... This practical box protects both tape and slide...

lang:en score:10 filesize: 3.81 M page\_count: 48 document date: 2017-11-23



### [\[pdf\]](#) User Manual Guide

boards tva wbf 20180914 all dig kbootsman What are coal combustion residuals was instituted as part of the Ash Pond Closure and Post Plan Quarterly sampling activities include manual water level readings 11x17 sfvrsn 11acb90c 2 azr eastus cdn ep tvawcm prd azureedge net tvawcma docs default source document library site content environment environmental stewardship  
WATTS BAR FOSSIL PLANT Tennessee Valley Authority welcomes you to the Environmental Investigation Plan Watts Bar Fossil Plant COMMUNITY INFORMATION SESSION WATTS BAR FOSSIL PLANT EVENT GUIDE This event is to provide information about the Environmental Investigation Plan EIP for the decommission...

lang:en **score:10** filesize: 6.96 M page\_count: 29 document date: 2018-09-20



### [\[pdf\]](#) User Manual Warranty

GR 5 OM book cbloomfield Op Manual Topcon America Corporation F90901 GNSS Receiver with 900 MHz and Bluetooth Radio LCB LCBF90901 f90901  
GR-5 Featuring Vanguard Technology Operator s Manual Part Number 7010-1004 Rev E Copyright Topcon P ... d up afresh. The user can use TRU to initialize the file system. Initializing the File System Using **TRU 1**. Connect the receiver to a computer and run TRU. 2. Click the File Explorer icon to open the F...


lang:en **score:10** filesize: 4.19 M page\_count: 140 document date: 2018-05-15



### [BYTE Magazine March 1988: PC Hardware, Software Reviews, and Coprocessor Technology](#)

Explore the latest in PC technology from March 1988 with BYTE Magazine. Featuring in-depth articles on Enhanced EGA/VGA boards, new coprocessors, and reviews of systems like the Zenith Z-386 and Macintosh II. Discover insights into databases, spreadsheets, and programming.

lang:en **score:10** filesize: 51.18 M page\_count: 368 document date: 2018-10-03



## [\[pdf\]](#) User Manual

Exhibit 8 first page ERAPHEL Users Manual Ericsson Radio Systems AB AKRC131139 01 PCS

Broadband GSM Base Station B5KAKRC131139 B5KAKRC13113901 akrc131139


Prepared also subject responsible if other EAB/RBI/R Per Helmersson Approved

KI/EAB/RBI/R P Helme ... X TX GSM 1800 GSM 1900 3 3 2 2 4.7.4 CDU-D

Configurations Basic Configurations D18\_2.6 TX **TRU 1** RXA RXB TX TRU 2 RXA

RXB . . . TX TRU 6 RXA RXB CDU-D CU FU FCOMB FCOMB FCOMB DU RXD 1...

lang:en **score:10** filesize: 3.52 M page\_count: 504 document date: 2003-02-07



## [\[pdf\]](#) User Manual

Reference manual Ericsson Radio Systems AB AKRC1311004 2 PCS Broadband GSM Base station

B5KAKRC1311004 B5KAKRC13110042 akrc1311004


P007551A Preliminary Ericsson GSM System, BSS R8 RBS 2106, RBS 2206

Reference Manual EN/LZT 720 000 ... I Interfaces Preliminary IDM-01 DC out 15A

Climate 30A Fan 1 5A Fan 2 5A Fan 3 5A Fan4 5A **TRU 1** 30A TRU 2 30A CDU 1 5A

TRU 3 30A TRU 4 30A CDU 2 5A TRU 5 30A TRU 6 30A CDU 3 5A CXU ...

lang:en **score:9** filesize: 3.12 M page\_count: 487 document date: 2001-11-28



## [\[pdf\]](#) User Manual Label

Exhibit 8 description TomasB reference manual Ericsson Radio Systems AB BKRC1311005 1 Broadband

GSM Base station B5KBKRC1311005 B5KBKRC13110051 bkrc1311005

P009152A Ericsson GSM System RBS 2106, RBS 2206 Hardware Reference Manual


EN/LZT 720 0024 R2A R ... powered units in the RBS. IDM-01 DC out 15A Climate

30A Fan 1 5A Fan 2 5A Fan 3 5A Fan4 5A **TRU 1** 30A TRU 2 30A CDU 1 5A TRU 3

30A TRU 4 30A CDU 2 5A TRU 5 30A TRU 6 30A CDU 3 5A CXU ...

lang:en **score:9** filesize: 3.68 M page\_count: 406 document date: 2003-09-18






Ericsson GSM System  
RBS 2106, RBS 2206  
Hardware Reference Manual

ERICSSON

EN/LZT 720 0024 R2A

[\[pdf\]](#) User Manual Label

Exhibit 08 description TomasB Reference manual Ericsson Radio Systems AB BKRC1311004 2 PCS  
Broadband GSM Basestation B5KBKRC1311004 B5KBKRC13110042 bkrc1311004  
P009152A Ericsson GSM System RBS 2106, RBS 2206 Hardware Reference Manual  
EN/LZT 720 0024 R2A R ... powered units in the RBS. IDM-01 DC out 15A Climate  
30A Fan 1 5A Fan 2 5A Fan 3 5A Fan4 5A **TRU 1** 30A TRU 2 30A CDU 1 5A TRU 3  
30A TRU 4 30A CDU 2 5A TRU 5 30A TRU 6 30A CDU 3 5A CXU ...  
lang:en score:9 filesize: 3.58 M page\_count: 406 document date: 2003-07-11



Ericsson GSM System  
RBS 2106, RBS 2206  
Hardware Reference Manual

ERICSSON

EN/LZT 720 0024 R2A

[\[pdf\]](#) User Manual Label

Exhibit 8 description TomasB Reference manual Ericsson Radio Systems AB CKRC1311004 1 PCS  
Broadband GSM Basestation B5KCKRC1311004 B5KCKRC13110041 ckrc1311004  
P009152A Ericsson GSM System RBS 2106, RBS 2206 Hardware Reference Manual  
EN/LZT 720 0024 R2A R ... powered units in the RBS. IDM-01 DC out 15A Climate  
30A Fan 1 5A Fan 2 5A Fan 3 5A Fan4 5A **TRU 1** 30A TRU 2 30A CDU 1 5A TRU 3  
30A TRU 4 30A CDU 2 5A TRU 5 30A TRU 6 30A CDU 3 5A CXU ...  
lang:en score:9 filesize: 3.58 M page\_count: 406 document date: 2003-07-11