

Memoqueen DXL12.574-35-65YL

Memoqueen Phomemo D30 Cable Label Instruction Manual

Model: DXL12.574-35-65YL

1. PRODUCT OVERVIEW

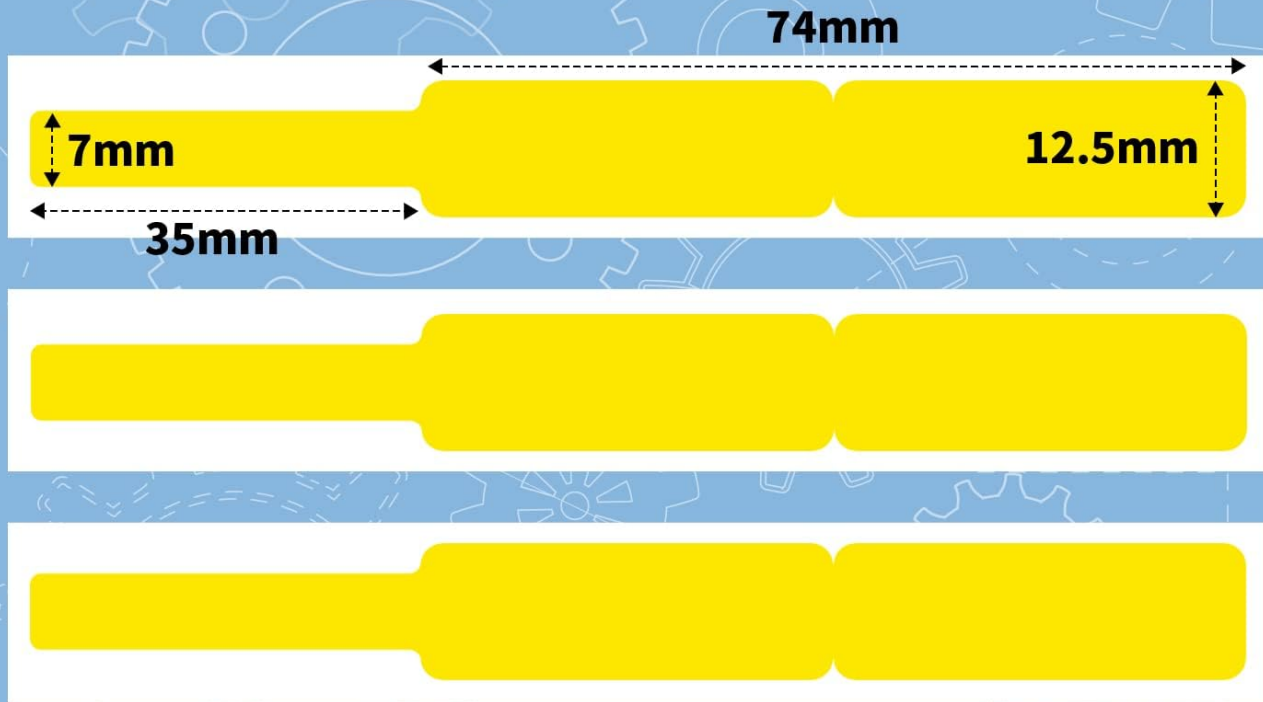
The Memoqueen Phomemo D30 Cable Labels are designed for organizing and identifying various cables and wires. These labels are compatible with Phomemo D30 series thermal label printers and offer durable, self-adhesive properties.

Key Features

- **Label Size:** Each label measures 0.49" x 2.91" (12.5mm x 74mm). Each roll contains 65 labels, and this package includes 3 rolls.
- **Material Properties:** Labels are waterproof, tear-resistant, oil-proof, flexible, and self-adhesive.
- **Thermal Printing:** Utilizes thermal printing technology, requiring no ink or toner. Produces clear and durable labels with an easy-to-peel split backing for simple application.
- **Compatibility:** Specifically designed for use with Phomemo D30 Thermal Label Printers, including D30, D30S, and D30Pro models.
- **Versatile Application:** Ideal for organizing computer cords, charger cords, electrical cords, ethernet cables, network cables, and other wires. Also suitable for labeling laboratory test tubes, items in warehouses, chemistry labs, schools, hotels, and hospitals.

Compatible with D30 3Rolls Cable Label

$3/8" \times 27/8" + 13/8$ (65 Labels/Roll)



BPA Free



**Water
Proof**



**Strong
Adhesion**



**Abrasion
Resistant**



Oil Proof

Figure 1: Phomemo D30 Cable Label Dimensions (12.5mm x 74mm).



Water Proof



**Strong
Adhesion**



**Abrasion
Resistant**



Oil Proof



Figure 2: Key material advantages of the cable labels: waterproof, strong adhesion, abrasion resistant, and oil proof.



Phomemo

D30 Cabel Labels

12.5mm×74mm+35mm

65pcs/Roll (3Rolls)



Figure 3: Phomemo D30 Cable Label rolls and individual label design.

2. SETUP AND INSTALLATION

To use the Memoqueen Phomemo D30 Cable Labels, you will need a compatible Phomemo D30 series thermal label printer and the "Print Master" application.

2.1 Loading the Label Roll

1. Ensure your Phomemo D30 printer is powered off.
2. Open the printer's cover.
3. Insert the label roll into the designated compartment, ensuring the labels feed out correctly with the printable side facing the print head.
4. Close the printer cover securely.

Compatible with all Phomemo/Memoqueen/ Memoking D30 series

Compatible with D30/D30S/D30Pro printers



Figure 4: Phomemo D30 series printers compatible with these labels.

Your browser does not support the video tag.

Video 1: Demonstrates how to load the label roll into the Phomemo D30 Bluetooth Label Maker and print various decorative labels. This video shows the physical setup of the label roll within the printer.

2.2 App Installation

Download the "Print Master" app from the APP STORE (for iOS devices) or Google Play (for Android devices). This

application is required to design and print labels.

3. OPERATING INSTRUCTIONS

3.1 Connecting to the Printer

1. Turn on your Phomemo D30 printer.
2. Open the "Print Master" app on your smartphone or tablet.
3. Follow the in-app instructions to connect to your D30 printer via Bluetooth.

3.2 Designing and Printing Labels

- Within the "Print Master" app, select the appropriate label template for cable labels.
- Customize your label with text, numbers, graphics, symbols, logos, barcodes, or QR codes. The app supports importing label text from Excel files for bulk printing.
- Review the print preview to ensure the label appears as desired.
- Initiate printing. The printer will produce the labels without the need for ink or toner.

Your browser does not support the video tag.

Video 2: Illustrates the use of Phomemo D30 labels for date marking food items in storage containers and bags. This video demonstrates practical application of the printed labels.


3.3 Applying Cable Labels

1. Carefully peel the printed label from its backing.
2. Wrap the label around the desired cable or wire, ensuring the printable area is visible and the adhesive tab secures it.
3. Press firmly along the entire label to ensure strong adhesion.

Benefits of cable identification

Computer A

After



Before




Figure 5: Example of cable organization using Phomemo D30 labels.

4. MAINTENANCE

- **Storage:** Store unused label rolls in a cool, dry place away from direct sunlight to preserve adhesive quality and print sensitivity.
- **Cleaning:** If print quality degrades, consult your Phomemo D30 printer manual for instructions on cleaning the print head. Avoid touching the adhesive side of the labels to prevent contamination.
- **Removal:** Labels are designed to be removed without leaving sticky residue. Peel slowly and carefully.

5. TROUBLESHOOTING

Problem	Possible Cause	Solution
---------	----------------	----------

Problem	Possible Cause	Solution
Labels not printing clearly	Low printer battery; dirty print head; incorrect print density setting in app.	Charge printer; clean print head (refer to printer manual); adjust print density in "Print Master" app.
Labels not adhering well	Surface is dirty or oily; label roll is old or improperly stored; insufficient pressure during application.	Clean surface before applying; ensure labels are stored correctly; apply firm pressure when attaching.
Printer not connecting to app	Bluetooth is off; printer is out of range; app or printer needs restart.	Ensure Bluetooth is enabled; move printer closer to device; restart both app and printer.
Labels are jammed in printer	Improper loading of label roll; foreign object in printer.	Open printer cover, carefully remove jammed labels, and re-load correctly. Check for obstructions.

6. SPECIFICATIONS

Attribute	Detail
Brand	Memoqueen
Model Number	DXL12.574-35-65YL
Label Dimensions	12.5mm x 74mm (0.49" x 2.91")
Labels per Roll	65 labels
Quantity	3 Rolls
Color	Yellow (Black print on Yellow paper)
Material Type	Thermal Paper (Waterproof, Tear-resistant, Oil-proof, Flexible, Self-adhesive)
Item Weight	2.08 ounces
Product Dimensions	1.97 x 1.97 x 1.97 inches (packaging/roll dimensions)

7. WARRANTY AND SUPPORT

For warranty information or technical support regarding your Memoqueen Phomemo D30 Cable Labels or compatible printer, please contact Memoqueen customer service. Refer to the product packaging or the official Memoqueen website for current contact details.

Manufacturer: Memoqueen

