

Eumspo G3

Eumspo G3 Wireless Headset User Manual

Model: G3 | Brand: Eumspo

1. INTRODUCTION

The Eumspo G3 Wireless Headset is designed for clear communication and extended use, featuring dual-mic noise cancellation and a long-lasting battery. This manual provides detailed instructions to help you get the most out of your device.

Key Features:

- **Quick Pairing:** Advanced chip for smooth signal transmission, low latency, and stable connection up to 33 feet.
- **Dual Mic Noise Canceling:** Built-in HD microphones and high-quality speakers eliminate background noise for clear calls.
- **Extended Playtime:** Up to 60 hours of playback with the 400mAh charging case, and 12-15 hours on a single 1.5-hour charge.
- **Easy Control:** Button controls for music, calls, and voice assistant activation. Includes a mute function.
- **Comfortable Fit:** Flexible rotatable ear hook and boom mic, adjustable for comfortable and stable wear on either ear.

2. WHAT'S IN THE BOX

Verify that all items are present in your package:

- Wireless Headset (Eumspo G3)
- Charging Case
- USB-C Cable
- Replacement Eartips (S, M, L sizes)
- User Manual



Figure 2.1: Package Contents

3. SETUP AND PAIRING

3.1 Initial Charge

Before first use, fully charge the headset and charging case. The LED display on the charging case indicates the battery level.



Figure 3.1: Headset in Charging Case with LED Display

3.2 Pairing with Your Device

1. Ensure the headset is charged.
2. Take the earphone out of the charging case. It will automatically power on and enter pairing mode (indicated by a flashing light).
3. On your smartphone, tablet, or laptop, activate the Bluetooth function.
4. Search for "G3" in the list of available devices and select it to connect.
5. Once connected, the headset will provide an audio confirmation, and the light indicator will stop flashing.

The headset supports dual device Bluetooth pairing, allowing connection to two devices simultaneously (e.g., a smartphone and a laptop).

Dual Device Bluetooth Pairing

V5.3 Chips for Pairing with 2 Devices



Figure 3.2: Dual Device Bluetooth Pairing

3.3 Wearing Instructions

The Eumspo G3 headset is designed for comfortable and stable wear on either ear. The ear hook and boom mic are flexible and rotatable.

1. Insert the ear tip into your ear canal.
2. Position the ear hook over the back of your ear.
3. Adjust the boom mic and earbud angle for a comfortable and secure fit. The earbud rotates 20 degrees, and the ear hook can be adjusted 180 degrees. The microphone rotates 270 degrees.

Long Battery Life



12 Hrs
Music



15 Hrs
Talking



60 Hrs
Play Time With
Charging Case



100 mAh
Earbud Battery



400 mAh
Charging Case



500 Hrs
Standby



Figure 3.3: Wearing the Headset

4. OPERATING INSTRUCTIONS

4.1 Button Controls

The headset features intuitive button controls for various functions:

- **MFB Button (Multi-Function Button):**

- Click once: Answer/End call, Play/Pause music.
- Press & Hold for 1.5-2s: Activate voice assistant (Siri, Google Assistant).
- Press & Hold for 3s during call: Mute/Unmute microphone.
- Press & Hold for 3s (not during call): Power On/Off.

- **Volume Buttons (+/-):**

- Click once: Adjust volume up/down.

- Press & Hold for 2s: Previous/Next track.



Figure 4.1: Headset Features Showcase

4.2 Noise Cancellation

The dual-mic noise canceling technology actively reduces background noise, ensuring clear audio for both you and the person on the other end of the call. This feature is particularly beneficial in noisy environments like offices or while driving.



Figure 4.2: Noise Cancelling Headset

5. MAINTENANCE

5.1 Charging the Headset and Case

To charge the headset, place it back into its charging case. The case will automatically begin charging the headset. To charge the case itself, connect the provided USB-C cable to the charging port on the case and a power source.

- A single 1.5-hour charge provides 12-15 hours of playtime for the headset.
- The 400mAh charging case can provide up to 4 full charges for the headset, offering a total of 60 hours of playtime.
- The case has a standby time of up to 500 hours.

Stereo Clear Sounds & Noise Cancelling



Figure 5.1: Long Battery Life Overview

5.2 Cleaning

Regularly clean the ear tips and charging contacts with a soft, dry cloth to ensure optimal performance and hygiene. Avoid using harsh chemicals or abrasive materials.

6. TROUBLESHOOTING

Problem	Possible Cause	Solution
Headset not pairing/connecting.	Bluetooth not enabled on device, headset not in pairing mode, out of range.	Ensure Bluetooth is on. Take headset out of case to activate pairing mode. Move device closer to headset (within 33 feet). Try restarting both devices.

Problem	Possible Cause	Solution
Headset not charging.	Charging cable or port issue, headset not properly seated in case, case battery low.	Check USB-C cable and power source. Ensure headset is correctly placed in the charging case. Charge the charging case. Clean charging contacts.
Poor audio quality/noise.	Interference, headset too far from device, ear tip fit.	Move away from sources of interference. Stay within Bluetooth range. Adjust ear tip for a secure fit.
Mute function not working on computer.	Feature limitation.	The mute function is not supported on computers. Use your computer's software mute controls.

7. SPECIFICATIONS





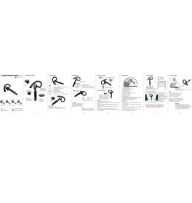

Feature	Detail
Model Name	G3
Connectivity Technology	Wireless (Bluetooth)
Wireless Communication Technology	Bluetooth
Battery Life	60 Hours (with charging case)
Charging Time	1.5 Hours (single charge)
Charging Case Capacity	400mAh
Noise Control	Active Noise Cancellation
Control Type	Voice Control, Touch
Compatible Devices	iOS/Android smart phones, tablets, laptops
Wireless Range	Up to 33 feet
Material	Plastic
Item Weight	4.6 ounces (0.13 Kilograms)
Product Dimensions	4.13 x 2.17 x 1.14 inches
Water Resistance Level	Waterproof (IPX5 Sweatproof & Water-Resistant)
Frequency Range	Approximately 20 Hz - 20,000 Hz
UPC	717021978163
Manufacturer	Eumspo

8. WARRANTY AND SUPPORT

Eumspo products are manufactured with high-quality standards. For any issues or support needs, please contact Eumspo

customer service through the retailer's platform or the official Eumspo website. Please retain your proof of purchase for warranty claims.

Related Documents - G3

	<p>G3 Bluetooth Headset Troubleshooting Guide</p> <p>A comprehensive troubleshooting guide for the G3 Bluetooth headset, covering common issues like power, charging, pairing, connectivity, sound quality, range, and comfort. Provides solutions and contact information for further assistance.</p>
	<p>G3 Wireless Headset User Manual</p> <p>User manual for the G3 Wireless Headset, covering product overview, pairing, controls, charging, specifications, safety instructions, and troubleshooting.</p>
	<p>G3 Business Headset User Manual - Pairing, Operation, and Safety</p> <p>Comprehensive user manual for the G3 Business Headset. Learn how to pair, operate, charge, and troubleshoot your wireless headset. Includes safety instructions and product specifications.</p>
	<p>G3 Bluetooth Headset Troubleshooting Guide</p> <p>A comprehensive troubleshooting guide for the G3 Bluetooth headset, covering common issues like power, charging, pairing, connectivity, sound quality, range, and comfort. Provides solutions and contact information for further assistance.</p>
	<p>G3 Business Wireless Headset User Manual and Features</p> <p>Comprehensive user manual for the G3 Business Wireless Headset by Shenzhen Quanmeng Technology Co.,Ltd. Details features, functions, Bluetooth pairing, charging, voice prompts, and FCC compliance. Features ergonomic design, 180° rotatable earhook, and 4X noise-cancelling microphone.</p>
	<p>G3 Wireless Headset User Manual</p> <p>User manual for the G3 Wireless Headset, covering product overview, pairing, controls, charging, specifications, safety instructions, and troubleshooting.</p>

