



Manuals.plus /

- › OKD /
- › OKD Farmhouse TV Stand User Manual

OKD MBDC58HBTC-DRO

OKD Farmhouse TV Stand User Manual

Model: MBDC58HBTC-DRO | Brand: OKD

1. INTRODUCTION

This manual provides essential information for the assembly, use, and maintenance of your OKD Farmhouse TV Stand. Designed to accommodate TVs up to 65 inches, this media entertainment center combines industrial and farmhouse aesthetics with practical storage solutions. Please read this manual thoroughly before assembly and use to ensure proper setup and longevity of your product.




Image 1.1: The OKD Farmhouse TV Stand, showcasing its dark rustic oak finish and sliding barn doors with metal mesh, supporting a large television.

2. KEY FEATURES

- **Chic Industrial & Farmhouse Style:** Features a dark rustic oak finish, sliding barn doors with inset metal mesh, and dark iron-tone hardware, creating a cozy and retro aesthetic.
- **Generous Dimensions:** Measures 58"L x 15.75"W x 32"H, suitable for flat or curved screen TVs up to 65 inches.
- **Roomy and Multifunctional Storage:** Each cabinet includes one shelf adjustable to 3 different heights, providing customizable organization. A semi-open top shelf is ideal for soundbar storage.
- **Efficient Cord Management:** Four pre-punched large cutouts are integrated to help keep wires organized and clutter-free.
- **Durable Construction:** Built with premium engineered wood and metal, featuring a durable laminate finish and a well-structured design for long-term use.

- **Enhanced Stability:** Equipped with 4 wood support legs plus two extra support legs under the bottom shelf, significantly increasing stability and weight capacity.
- **High Weight Capacity:** The thickened tabletop (1.18") can support up to 150 lbs, bottom shelves up to 50 lbs, and adjustable shelves up to 30 lbs each.



Adjustable Shelves

3 Height Levels Customizable

Smooth Metal Sliding Track

Easy Access to Cabinets and Shelves



Upper Open Shelf

Suitable for Soundbar Storage

Image 2.1: Details highlighting the adjustable shelves, the smooth metal track for the barn doors, and the dedicated upper open shelf for a soundbar.




Cord Management

- Large Cutouts to Run Cabling through Easily
- Keep Cables Tidy

Industrial & Farmhouse Decor

- Space Saving Bar Door
- Mesh Metal Design for Visible Storage Management



Sturdy Support Legs

4*Support Legs+ 2*Middle-bottom Support Legs for Enhanced Stability & Durability

Image 2.2: Features such as the cord management cutouts, the design of the sliding barn doors with metal mesh, and the robust support legs for stability.

3. ASSEMBLY INSTRUCTIONS

The OKD Farmhouse TV Stand is designed for straightforward assembly. All necessary parts, hardware kits, and clear, step-by-step instructions are included in one package. Each screw and pin is coded, and boards are clearly labeled to simplify the assembly process.

- **Preparation:** Ensure you have ample space for assembly. It is recommended that 1-2 people work together to complete the assembly.
- **Estimated Time:** Assembly typically takes approximately 45-60 minutes.
- **Follow Instructions:** Carefully follow the detailed assembly guide provided in the package. Do not overtighten screws.
- **Safety First:** Always ensure all connections are secure before placing items on the stand.

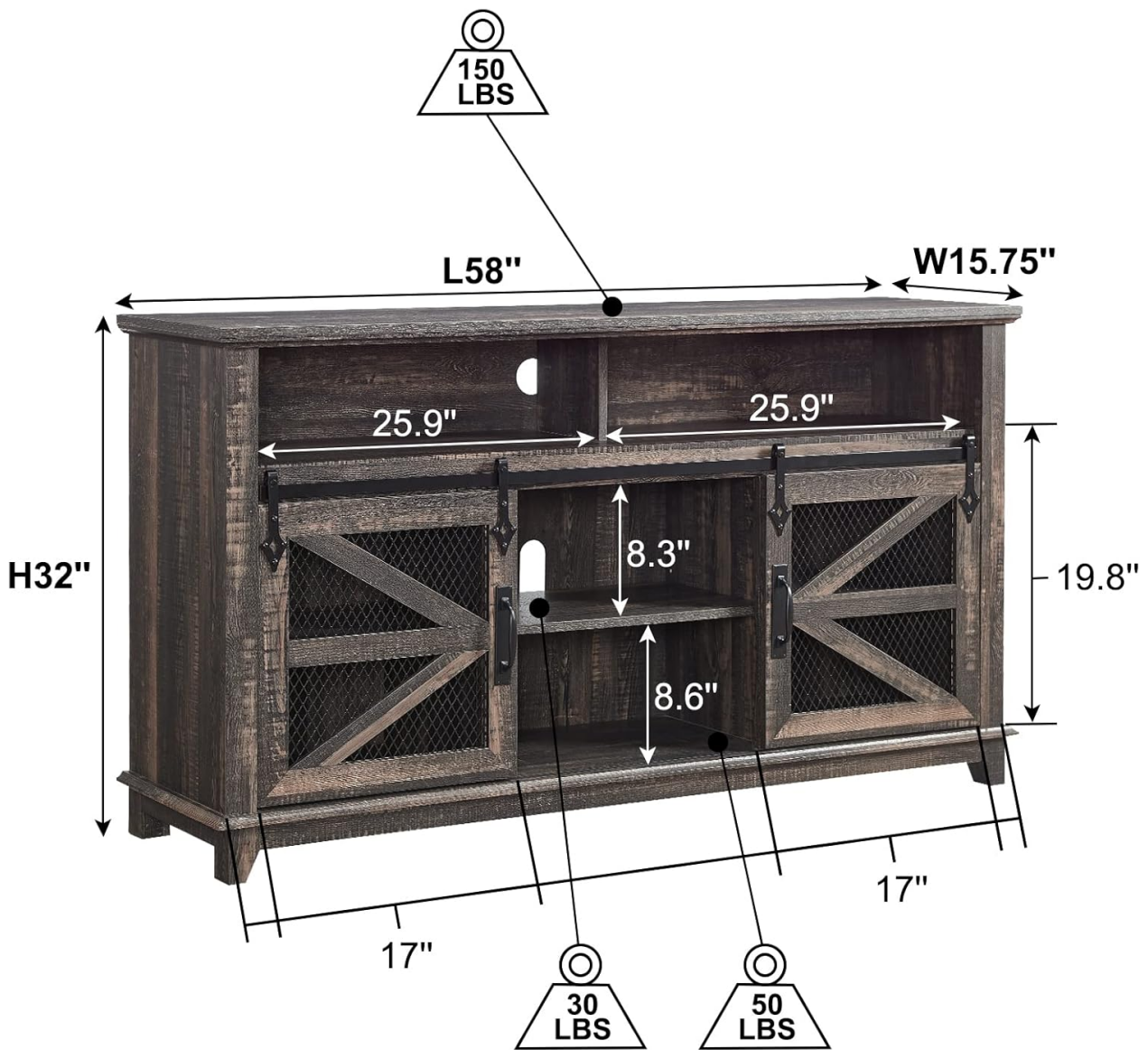


Image 3.1: A detailed diagram illustrating the overall dimensions (L58" x W15.75" x H32") and the maximum weight capacities for the top (150 lbs), bottom shelves (50 lbs), and adjustable shelves (30 lbs).

4. USAGE GUIDELINES

- **Placement:** Position the TV stand on a flat, stable, and level surface to prevent wobbling and ensure safety.
- **Weight Distribution:** Distribute weight evenly across the top surface and shelves. Do not exceed the stated weight capacities for each section (Top: 150 lbs, Bottom Shelves: 50 lbs, Adjustable Shelves: 30 lbs each).
- **TV Compatibility:** This stand is designed for TVs up to 65 inches. Ensure your TV's base fits within the top surface dimensions (58"L x 15.75"W).
- **Cable Management:** Utilize the pre-punched cutouts at the back of the stand to route and organize power cords and media cables, preventing tangles and improving safety.
- **Sliding Doors:** The barn doors slide smoothly on their metal track. You can position them to cover either the side cabinets or the central shelves, or slide them completely to one side for an open display.
- **Adjustable Shelves:** To adjust the height of the interior shelves, carefully remove the shelf, reposition the shelf pins to the desired height, and then reinsert the shelf.

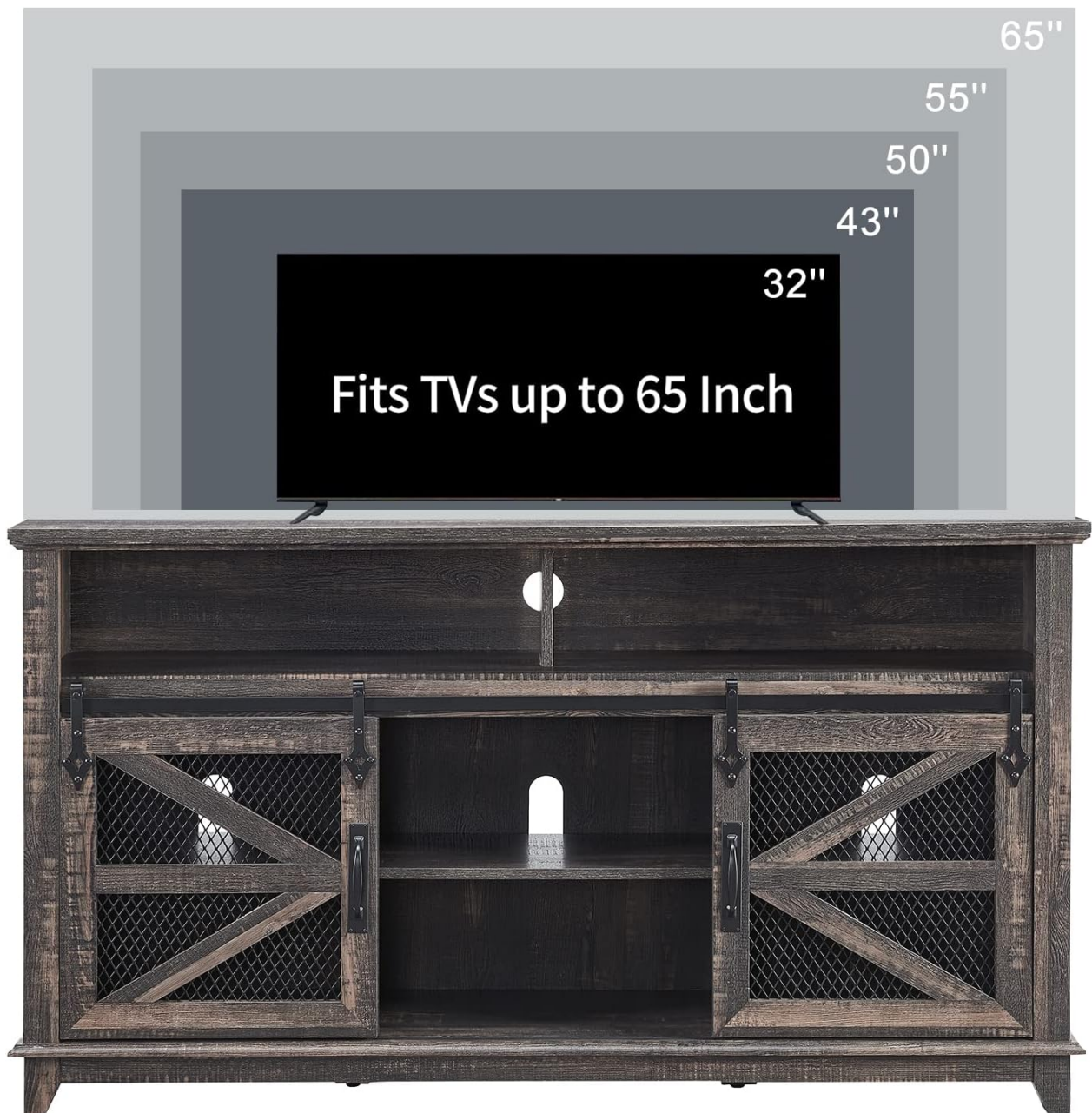


Image 4.1: A visual guide demonstrating the compatibility of the TV stand with various television sizes, confirming it fits TVs up to 65 inches.

5. CARE AND MAINTENANCE

Proper care will help maintain the appearance and extend the life of your OKD Farmhouse TV Stand.

- **Cleaning:** For general cleaning, wipe the surfaces with a damp cloth, then immediately wipe dry with a clean, dry cloth.
- **Avoid Harsh Chemicals:** Do not use abrasive cleaners, strong detergents, or solvents, as these can damage the finish.
- **Spills:** Wipe up spills immediately to prevent staining or damage to the wood finish.
- **Sunlight and Heat:** Avoid prolonged exposure to direct sunlight or extreme heat sources, which can cause fading or warping.
- **Hardware:** Periodically check and tighten all screws and fasteners to ensure the stand remains stable.

6. TROUBLESHOOTING

If you encounter any issues with your TV stand, please refer to the following common solutions:

- **Wobbling/Instability:**
 - Ensure the stand is placed on a completely level surface.
 - Check all assembly screws and bolts to ensure they are securely tightened.
 - Verify that all support legs are making firm contact with the floor.
- **Sliding Doors Sticking:**
 - Inspect the metal sliding track for any debris or obstructions. Clean the track if necessary.
 - Ensure the doors are properly seated on the track rollers.
- **Damaged Parts:**
 - If any parts were damaged during shipping or assembly, please contact customer support for assistance.

7. PRODUCT SPECIFICATIONS

Attribute	Specification
Brand	OKD
Model Number	MBDC58HBTC-DRO
Material	Engineered Wood
Color	Dark Rustic Oak
Product Dimensions (L x W x H)	58 x 15.75 x 32 inches
Item Weight	98 pounds
Number of Shelves	3 (adjustable)
Max TV Size Compatibility	Up to 65 inches
Tabletop Weight Capacity	150 lbs
Bottom Shelf Weight Capacity	50 lbs
Adjustable Shelf Weight Capacity	30 lbs each
Special Features	Adjustable Shelves, Large Cutouts for Cord Management, Sliding Barn Door with Inset Metal Mesh, Sound Bar Shelf, Study and Stylish

8. WARRANTY AND SUPPORT

OKD is committed to providing high-quality products. While specific warranty details are not included in this manual, please retain your proof of purchase. For any questions, concerns, or to report missing/damaged parts, please contact OKD customer support through the retailer where you purchased the product or visit the official OKD website for contact information.

We value your satisfaction and are here to assist you with any product-related inquiries.