

[Manuals.plus](#) /

› [LIKIMIO](#) /

› LIKIMIO King Size Bed Frame Instruction Manual

LIKIMIO HK-KBF-005S

LIKIMIO King Size Bed Frame Instruction Manual

Model: HK-KBF-005S

IMPORTANT SAFETY INFORMATION

Please read and understand all instructions before assembly and use. Keep this manual for future reference.

- **Weight Capacity:** Do not exceed a total weight of 1200 lbs (544 kg) on the bed frame.
- **Assembly Caution:** Be cautious of sharp edges during assembly and use.
- Ensure all connections are securely fastened before use.
- Keep small parts away from children during assembly.

PRODUCT OVERVIEW

The LIKIMIO King Size Bed Frame is designed for stability and convenience, featuring a two-tier storage headboard and robust metal construction. It eliminates the need for a box spring.



Image: Front view of the assembled LIKIMIO King Size Bed Frame, showcasing the two-tier storage headboard and under-bed clearance.

Key Features:

- **Practical Two-Tier Shelf Headboard:** Provides convenient storage for personal items like phones, glasses, and books.
- **Sturdy Construction:** Features heavy-duty metal support frames, double-row support bars, and six middle support legs for optimal mattress support.
- **Noise-Free Design:** Non-slip strips on slats prevent noise, ensuring a quiet sleep environment.
- **No Box Spring Needed:** Designed to support mattresses directly on the metal slats.
- **Practical Under-Bed Storage:** Offers 10.4 inches of clearance for additional storage space.

SETUP AND ASSEMBLY

The LIKIMIO King Size Bed Frame is designed for quick and easy assembly. It typically takes about an hour for one person to assemble.

Before You Begin:

- Unpack all components and verify against the parts list (not provided in input, so generalize).

- Ensure you have enough space for assembly.
- The only tool required is a #4 Allen key, which is included.

Assembly Steps:

1. **Frame Assembly:** Begin by connecting the main frame components. The unique snap-fit design of the slats allows for easy pressing to assemble.




Image: Close-up of the bed frame's metal slats showing the snap-fit connection for easy assembly.

2. **Headboard Attachment:** Securely attach the two-tier storage headboard to the main frame.



Image: Detailed view of the two-tier storage headboard, highlighting its functional design.

- Slat Installation:** Install the heavy-duty metal slats. Ensure the non-slip strips are properly positioned to prevent noise.

Noise-Free


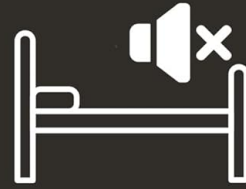


Image: Close-up of the bed frame's metal slats with non-slip strips, designed to prevent noise.

4. **Final Check:** Once assembled, double-check all bolts and connections to ensure they are tight and secure.

OPERATING INSTRUCTIONS

This bed frame is designed for straightforward use with any compatible King size mattress. No box spring is required.

- Place your King size mattress directly onto the installed metal slats.
- Utilize the two-tier headboard for convenient storage of small items such as books, mobile devices, or decorative pieces.
- The 10.4-inch under-bed clearance provides ample space for storage bins or luggage, helping to keep your bedroom organized.



Image: View of the under-bed area, demonstrating the available clearance for storage items like baskets and suitcases.

MAINTENANCE

Regular maintenance will help prolong the life and appearance of your bed frame.

- **Cleaning:** Wipe down metal and wood surfaces with a soft, damp cloth. Avoid harsh chemicals or abrasive cleaners.
- **Fastener Check:** Periodically check all bolts and screws to ensure they remain tight. Re-tighten if necessary to maintain stability and prevent noise.
- **Weight Distribution:** Distribute weight evenly across the bed frame to prevent undue stress on any single point.

TROUBLESHOOTING

Problem	Possible Cause	Solution
---------	----------------	----------

Problem	Possible Cause	Solution
Bed frame is squeaking.	Loose connections or slats rubbing against the frame.	Ensure all bolts are tightened. Check that non-slip strips on slats are intact and properly positioned.
Bed frame feels unstable or wobbly.	Incomplete assembly or loose fasteners.	Review assembly instructions and re-tighten all connections. Ensure all support legs are making firm contact with the floor.
Mattress slides on the frame.	Lack of friction between mattress and slats.	Ensure the non-slip strips on the slats are clean and free of debris. Consider adding additional non-slip material if needed.

SPECIFICATIONS

- **Model:** HK-KBF-005S
- **Size:** King
- **Product Dimensions (L x W x H):** 86.6" x 78" x 39"

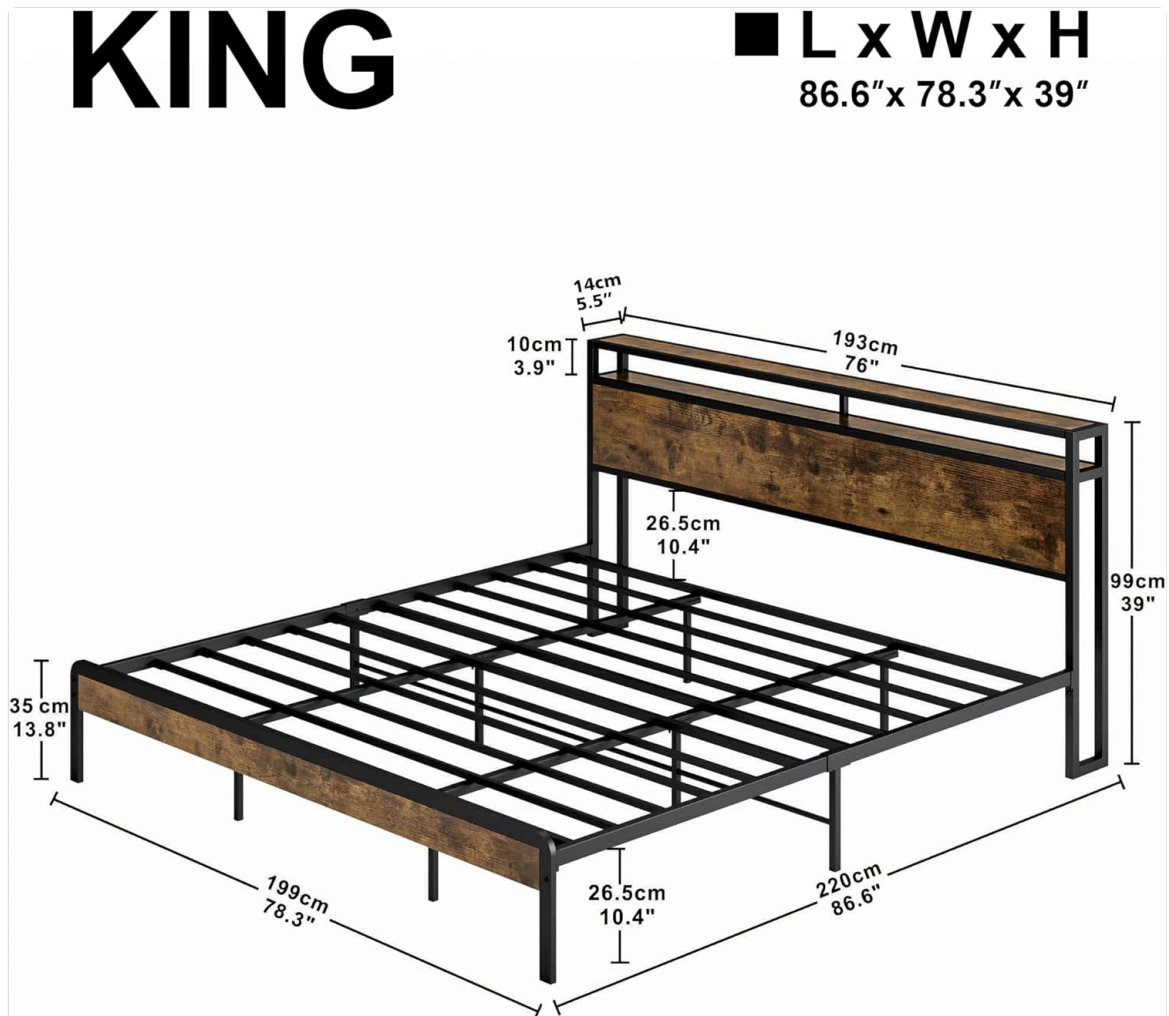


Image: Diagram illustrating the dimensions of the King size bed frame, including length, width, and height.

- **Under-Bed Clearance:** 10.4 Inches
- **Weight Capacity:** 1200 lbs (544 kg)
- **Color:** Vintage Brown

- **Finish Type:** Laminated
- **Included Components:** Headboard, Frame, Slats
- **Assembly Required:** Yes
- **Special Features:** No Box Spring Needed, Squeak Resistant, 2-Tier Storage Headboard

WARRANTY AND SUPPORT

For warranty information or technical support, please contact LIKIMIO customer service. Refer to your purchase documentation for specific warranty terms.

Customer Support: For assistance, please visit the [LIKIMIO Store on Amazon](#) or refer to the contact information provided with your product packaging.