

Carbine 34CS

CARBINE 34CS User Manual

2-Way 1/4 Mile Security & Keyless Entry System

1. INTRODUCTION AND SYSTEM OVERVIEW

The CARBINE 34CS is an advanced 2-Way Security and Keyless Entry System designed to provide comprehensive protection and convenience for your vehicle. This system features an extended-range Two-Way confirmation LCD remote, keeping you informed of your vehicle's status and any triggered events from up to 1,500 feet away. It also incorporates programmable Safe Vehicle Recovery Technology to assist in vehicle recovery during carjacking incidents, enhancing the chances of successful recovery through safe vehicle shutdown.

This manual provides essential information for understanding, operating, and maintaining your CARBINE 34CS system.



Image 1.1: The CARBINE 34CS system, showcasing the two-way LCD remote and the standard 4-button remote, presented on the product packaging.

2. PRODUCT COMPONENTS

Your CARBINE 34CS system includes the following components:

- One (1) Two-Way LCD Icon Remote
- One (1) 4-Button Remote
- Siren (120 dB)
- Main Control Unit / Receiver
- Wiring Harnesses
- Owner's Manual
- Antenna



Image 2.1: A complete view of all components included with the CARBINE 34CS system, ready for installation.



Image 2.2: Detailed view of the two primary remote controls for the CARBINE 34CS system.



Image 2.3: The compact 120 dB siren, designed for engine compartment installation.



Image 2.4: The central processing unit of the CARBINE 34CS system, which manages all security functions.

3. KEY FEATURES

The CARBINE 34CS system is equipped with a range of features to enhance vehicle security and user convenience:

- **Vehicle Theft, Security and Convenience Technology:** Comprehensive protection for your vehicle.
- **Code Hopping Technology:** Prevents remote cloning or system hacking for enhanced security.
- **Safe Shut Down Recovery Technology:** Assists in carjacking prevention and increases vehicle recovery chances.
- **Adjustable On Board Digital Tilt Sensor:** Detects and prevents wheel theft or vehicle theft by towing.
- **1,500 Feet of Range and Communication:** Extended range for reliable communication between the system and paired remotes.
- **120 dB Engine Compartment Friendly Compact Siren:** A loud siren to deter intruders.
- **Ignition Interrupt Technology:** Prevents vehicle start and theft when sensors are triggered.
- **Adjustable On Board Shock Sensor:** Detects glass breakage or impacts to doors, hood, or trunk.
- **Two-Way LCD Icon Remote:** Provides visual confirmation of commands and alerts.
- **4-Button Remote:** Included as a secondary or backup remote.
- **Programmable Outputs:** Allows for specialized add-on sensors and convenience accessories.
- **Unique Antenna and Valet Receiver All-in-One Design:** For easy valet mode access.

4. SETUP AND INSTALLATION

The CARBINE 34CS system is a sophisticated automotive security device. For optimal performance and to ensure proper functionality, **professional installation is strongly recommended**. Incorrect installation can lead to system malfunctions, damage to your vehicle's electrical system, or compromise security features.

Carbine alarms are not vehicle-specific. A professional installer will be able to correctly integrate the system with your vehicle's specific wiring and components. They will ensure all sensors are properly calibrated and all features, including the Safe Vehicle Recovery Technology and ignition interrupt, are correctly configured for your vehicle.

The installation process typically involves mounting the main control unit, siren, and antenna, connecting various wiring harnesses to the vehicle's electrical system, and programming the remote controls.

5. OPERATING INSTRUCTIONS

Your CARBINE 34CS system comes with two remote controls: a Two-Way LCD Icon Remote and a standard 4-Button Remote. Both remotes utilize Code Hopping Technology for secure communication.

5.1. Two-Way LCD Icon Remote

This remote provides visual and audible feedback on your vehicle's status. Icons on the LCD screen will confirm commands sent and alert you to any triggered events.

- **Arming the System:** Press the **Lock** button once. The vehicle will chirp once, and the LCD remote will display a locked icon, confirming the system is armed.
- **Disarming the System:** Press the **Unlock** button once. The vehicle will chirp twice, and the LCD remote will display an unlocked icon, confirming the system is disarmed.
- **Panic Mode:** Press and hold the **Star (*)** button for 3 seconds. The siren will sound, and the vehicle lights will flash. Press any button to cancel.
- **Trunk Release:** Press and hold the **Trunk** button for 3 seconds. The vehicle's trunk will open (if connected and supported).
- **Checking Vehicle Status:** Briefly press the **Function (F)** button. The remote will query the vehicle and update its display with the current status (e.g., armed/disarmed, door open).

5.2. 4-Button Remote

This remote provides basic control over the system.

- **Arming the System:** Press the **Lock** button once.
- **Disarming the System:** Press the **Unlock** button once.
- **Panic Mode:** Press and hold the **Star (*)** button for 3 seconds.
- **Trunk Release:** Press and hold the **Trunk** button for 3 seconds.

5.3. Valet Mode

Valet Mode temporarily disables the security features of the system, allowing your vehicle to be serviced without triggering the alarm. The keyless entry functions will remain active. To enter/exit Valet Mode, locate the unique antenna and valet receiver unit, and follow the specific instructions provided by your installer or in the full installation manual.

5.4. Safe Vehicle Recovery Technology

This programmable feature is designed to assist in vehicle recovery during a carjacking event. Once activated (typically by a specific sequence or condition set during installation), the system can safely shut down the vehicle's engine, increasing the chances of recovery. Consult your installer for details on how this feature is configured for your vehicle.

6. MAINTENANCE

The CARBINE 34CS system is designed for low maintenance. However, regular checks can ensure its longevity and optimal performance.

- **Remote Battery Replacement:** If the range of your remote decreases significantly or the LCD remote screen dims, it may be time to replace the battery. Refer to the full installation manual for specific battery types and replacement procedures.
- **Keep Components Clean:** Ensure the main control unit and siren are free from excessive dirt or

moisture.

- **Professional Inspection:** Consider having your system professionally inspected periodically, especially if you notice any unusual behavior or after any vehicle maintenance that involves the electrical system.



Image 6.1 : Rear view of a CARBINE remote, indicating where the battery is typically housed.

7. TROUBLESHOOTING

If you experience issues with your CARBINE 34CS system, consider the following common troubleshooting steps:

- **Remote Not Responding:** Check the remote battery. If the battery is low, replace it. Ensure you are within the 1,500-foot operating range. Obstructions or strong radio interference can affect range.
- **False Alarms:** The adjustable shock and tilt sensors may be too sensitive. Consult your professional installer to adjust the sensitivity settings. Ensure all doors, hood, and trunk are fully closed.
- **System Not Arming/Disarming:** Ensure all vehicle doors, hood, and trunk are securely closed. If the vehicle's battery is low, it might affect system operation.
- **No Siren Sound:** Check if the system is in Valet Mode. If not, there might be an issue with the siren connection or the siren itself. This requires professional inspection.

For persistent issues or complex problems, it is highly recommended to contact a professional installer or Carbine customer support.

8. SPECIFICATIONS

Specification	Value
Model Number	34CS
Brand	Carbine
Manufacturer	Magnadyne
Remote Type	2-Way LCD Icon Remote, 4-Button Remote
Operating Range	Up to 1,500 feet
Siren Noise Level	120 dB
Product Dimensions	16.51 x 12.7 x 7.62 cm
Product Weight	662 g
UPC	783855995348

9. WARRANTY AND SUPPORT


The CARBINE 34CS system comes with a **Limited Lifetime Warranty**. This warranty covers defects in materials and workmanship under normal use. Please retain your proof of purchase for warranty claims.

For warranty service, technical support, or any questions regarding your CARBINE 34CS system, please contact your authorized Carbine dealer or the manufacturer, Magnadyne. Contact information can typically be found on the product packaging or the official Carbine/Magnadyne website.

It is advisable to consult with a professional installer for any service or repair needs to ensure the integrity of your vehicle's security system.

© 2024 Carbine. All rights reserved.

Documents - Carbine – 34CS




[\[pdf\]](#) Installation Guide Guide Accessories

Carbine 342CS Quick Reference Install Guide Manuals Security Installation Guides IM QS 34CS Rev B v 1666897198 cdn shopify s files 1 0657 8103 9344 |||

SECURITY SYSTEM with KEYLESS ENTRY Receiver/Control Center RCC Fortin or iDatalink Bypass Module ... nformation, please visit our website at www.carbine.com www.carbine.com call 310-735-2000 IM_QS-34CS_Rev-B ...

lang:en score:42 filesize: 196.94 K page_count: 2 document date: 2021-07-09




[\[pdf\]](#) User Manual Guide

Carbine 34CS Operation Manual Manuals Automotive Security UM 34CS Rev B v 1662497222 cdn shopify s files 1 0657 8103 9344 |||


O W N E R S M A N U A L SECURITY SYSTEM with KEYLESS ENTRY 1 Congratulations Congratulations on t ... y Information, please visit our website at www.carbine.com www.carbine.com call 310-735-2000 UM-34CS_Rev-B ...

lang:en score:32 filesize: 4.83 M page_count: 24 document date: 2021-07-09




[\[pdf\]](#) User Manual Instructions

3A9122A Repair Manual Contractor King Displacement Pumps English instructions for pump lowers use with Contractor sprayers 3A9122 3A9122EN MM Graco Inc 70 1 Air Powered Airless Sprayer Big 150 A graco content dam tech documents manuals 3A9 Apr 15 2022 — Read all warnings and in this manual 17G918 GLAND packing female 38 19D623 FITTING nipple reducing 2 x 3 4 npt @ 7250 ||| Repair Contractor King Displacement Pumps 3A9122A EN Pump lower for use with Contractor King sprayers only. For professional use only. Models: 19D951, 19D952, 19D954 See page 2 for model information, including maximum working pressure. Important Safety Instructions Read all warnings and instruct...
lang:en score:26 filesize: 2.27 M page_count: 26 document date: 2022-04-29




[\[pdf\]](#) User Manual Guide

User Manual Nutek Corporation MTRUA Transceiver ELVMTRUA mtrua
O W N E R S M A N U A L SECURITY SYSTEM with KEYLESS ENTRY 1
Congratulations Congratulations on t ... the expressed written permission of Magnadyne Corporation. www.carbine.com call 310-735-2000 UM-34CS ...
lang:en score:21 filesize: 4.96 M page_count: 24 document date: 2021-05-05




[\[pdf\]](#) User Manual

Equip Manual 001 008 Sherry Robinson ICE 4512 Spacemaster Equipment the eye eu public Books rpg rem uz 3 0 Edition Privateers |||
GCP-SMP-4512 TM TM TM Outfit your characters in galactic style TECH LAW:TM EQUIPMENT MANUAL Designer: Robert J. Defendi Editing Development: Craig Ichabod O'Brien, Brian Olson Interior Illustrations: Fritz A. Haas, John P. Grigni, Jon M. Holsten, Dan Smith, Frankie B. Washington, Matthew J....
lang:en score:15 filesize: 8.04 M page_count: 129 document date: 2017-10-01



[\[pdf\]](#) Guide Catalog

Ballistic Trauma A Practical Guide 2nd ed P Mahoney et al Springer 2005 WW the eye eu public Books BioMed
Ballistic Trauma Second Edition Ballistic Trauma A Practical Guide Second Edition Edited by Peter F. Mahoney, James M. Ryan, Adam J. Brooks and C. William Schwab Project Coordinators Miranda Dalrymple and Cara Macnab With 161 Illustrations Foreword by Martin Bell Peter F. Mahoney, OSTJ, TD, MSc...
lang:en score:15 filesize: 34.43 M page_count: 672 document date: 2007-04-02



[pdf] User Manual


ramon feliciano DEPARTMENT OF THE NAVY HEADQUARTERS UNITED May 15 2020 · NAVMC 3500 44D 07 1 2 Enclosure INFANTRY T R MANUAL CHAPTER OVERVIEW 1000 INTRODUCTION The training and readiness Infantry Manual ver 05 084815 393 marines mil Portals Publications 21 104009 273 And STATES MARINE CORPS 3000 number of events Highlights the major changes included in this manual are a Chapter Overview Adjusted to reflect current organization b Mission Essential Tasks United States Marine Corps program is primary tool for Handbuch für system update herunterladen als ||| DEPARTMENT OF THE NAVY HEADQUARTERS UNITED STATES MARINE CORPS 3000 MARINE CORPS PENTAGON WASHINGTON, DC 20350-3000 NAVMC 3500.44D C 466 7 May 2020 NAVMC 3500.44D From: Commandant of the Marine Corps To: Distribution List Subj: INFANTRY TRAINING AND READINESS MANUAL Ref: a MCO P3500.72A11082619 En... lang:en score:14 filesize: 2.48 M page_count: 768 document date: 2020-05-21



[pdf] Instructions Catalog

This is a digital copy of book that May 29 2022 — Instructions for Lord Vere Beauclerk Captain E N as Com mander in Chief the Convoy appointed preservation Catalogue Additions to MSS 1888 93 archive org CatalogueOfAdditionsToTheMSS188893 ||| This is a digital copy of a book that was preserved for generations on library shelves before it was carefully scanned by Google as part of a project to make the world s books discoverable online. It has survived long enough for the copyright to expire and the book to enter the public domain. A public domain book is one that was never subject to copyright or whose copyright has expired. Whether a book is in the public domain may vary country to country. Public domain books are our gateway to the past, representing a wealth of history, culture and knowledge that often difficult to discover. Marks, notations and other marginalia present in the original volume will appear in this file — a reminder of the book's long journey from the publisher to a library and finally to you. Usage guidelines 1. Make new covers at end of the life We designed Google Book Search for use by individuals, and we request that you use these files for personal, non-commercial purposes. 2. Refrain from commercial purposes Do not use and commercial purposes of any sort to Google's system. If you are conducting research on machine learning, optical character recognition or other areas where access to large amounts of text is helpful, please contact us. We encourage the use of public domain materials for these purposes and may be able to help. 3. Make sure content is not used for illegal purposes The Google "historical" program was made for the purpose of making people aware of this project and helping them find additional materials through Google Book Search. Please do not remove it. 4. Keep it legal by ensuring the book is in the public domain in the user's country. Do not assume that just because a book is in the public domain in the United States, that the work is also in the public domain for users in other countries. Whether a book is still copyrighted varies by country, and we are often prohibited from showing any specific text in any specific book in a given country. Please do not assume that a book's appearance in Google Book Search means it can be used in any manner anywhere in the world. Copyright infringement liability can be quite severe. About Google Book Search Google's mission is to organize the world's information and to make it universally accessible and useful. Google Book Search helps readers discover the world's books, including books that are hard to find, and helps readers reach new audiences. You can search through the full text of this book on the web at http://books.google.com/

lang:en score:11 filesize: 42.29 M page_count: 954 document date: 0000-00-00




[\[pdf\]](#) Guide

Ryan s Ballistic Trauma A Practical Guide Third Edition Springer 2011 ISBN 10 1848821239 13 978 1848821231 Adam J Brooks Jon Clasper Mark Midwinter Timothy Hodgetts Peter F Mahoney 3rd ed et al WW the eye eu public Books BioMed

Ryan s Ballistic Trauma Adam J. Brooks Jon Clasper Mark J. Midwinter Timothy J. Hodgetts Peter F. Mahoney Editors Ryan s Ballistic Trauma A Practical Guide Third Edition Editors Adam J. Brooks, FRCS Gen Surg , DMCC RAMC V Emergency Surgery and Major Trauma Nottingham University NHS Tr...

lang:en score:11 filesize: 15.97 M page_count: 747 document date: 0000-00-00



[\[pdf\]](#) Guide

Penetrating Trauma A Practical Guide on Operative Technique and Peri Management ISBN 10 3 642 20452 X George C Velmahos Editor Elias Degiannis Dietrich Doll Pract Gde Oper Tech Mgmt G et al Springer 2012 WW the eye eu public Books BioMed

Penetrating Trauma EORGE#6ELMAHOS s LIAS EGIANNIS IETRICH OLL DITORS Penetrating Trauma 0RACTICAL UIDE ON/PERATIVE4ECHNIQUEAND Peri-Operative Management Editors Prof. George C. Velmahos Harvard University Medical School Massachusetts General Hospital Division of Trauma, Emergency Surgery ...

lang:en score:10 filesize: 20.31 M page_count: 616 document date: 2012-01-31

BUCKET ACCESSORIES

0054 **0055** **0056** **0057** **0058**

0059 **0060** **0061** **0062** **0063**

0064 **0065** **0066** **0067** **0068**

0069 **0070** **0071** **0072** **0073**

0074 **0075** **0076** **0077** **0078**

0079 **0080** **0081** **0082** **0083**

0084 **0085** **0086** **0087** **0088**

0089 **0090** **0091** **0092** **0093**

0094 **0095** **0096** **0097** **0098**

0099 **0100** **0101** **0102** **0103**

0104 **0105** **0106** **0107** **0108**

0109 **0110** **0111** **0112** **0113**

0114 **0115** **0116** **0117** **0118**

0119 **0120** **0121** **0122** **0123**

0124 **0125** **0126** **0127** **0128**

0129 **0130** **0131** **0132** **0133**

0134 **0135** **0136** **0137** **0138**

0139 **0140** **0141** **0142** **0143**

0144 **0145** **0146** **0147** **0148**

0149 **0150** **0151** **0152** **0153**

0154 **0155** **0156** **0157** **0158**

0159 **0160** **0161** **0162** **0163**

0164 **0165** **0166** **0167** **0168**

0169 **0170** **0171** **0172** **0173**

0174 **0175** **0176** **0177** **0178**

0179 **0180** **0181** **0182** **0183**

0184 **0185** **0186** **0187** **0188**

0189 **0190** **0191** **0192** **0193**

0194 **0195** **0196** **0197** **0198**

0199 **0200** **0201** **0202** **0203**

0204 **0205** **0206** **0207** **0208**

0209 **0210** **0211** **0212** **0213**

0214 **0215** **0216** **0217** **0218**

0219 **0220** **0221** **0222** **0223**

0224 **0225** **0226** **0227** **0228**

0229 **0230** **0231** **0232** **0233**

0234 **0235** **0236** **0237** **0238**

0239 **0240** **0241** **0242** **0243**

0244 **0245** **0246** **0247** **0248**

0249 **0250** **0251** **0252** **0253**

0254 **0255** **0256** **0257** **0258**

0259 **0260** **0261** **0262** **0263**

0264 **0265** **0266** **0267** **0268**

0269 **0270** **0271** **0272** **0273**

0274 **0275** **0276** **0277** **0278**

0279 **0280** **0281** **0282** **0283**

0284 **0285** **0286** **0287** **0288**

0289 **0290** **0291** **0292** **0293**

0294 **0295** **0296** **0297** **0298**

0299 **0300** **0301** **0302** **0303**

0304 **0305** **0306** **0307** **0308**

0309 **0310** **0311** **0312** **0313**

0314 **0315** **0316** **0317** **0318**

0319 **0320** **0321** **0322** **0323**

0324 **0325** **0326** **0327** **0328**

0329 **0330** **0331** **0332** **0333**

0334 **0335** **0336** **0337** **0338**

0339 **0340** **0341** **0342** **0343**

0344 **0345** **0346** **0347** **0348**

0349 **0350** **0351** **0352** **0353**

0354 **0355** **0356** **0357** **0358**

0359 **0360** **0361** **0362** **0363**

0364 **0365** **0366** **0367** **0368**

0369 **0370** **0371** **0372** **0373**

0374 **0375** **0376** **0377** **0378**

0379 **0380** **0381** **0382** **0383**

0384 **0385** **0386** **0387** **0388**

0389 **0390** **0391** **0392** **0393**

0394 **0395** **0396** **0397** **0398**

0399 **0400** **0401** **0402** **0403**

0404 **0405** **0406** **0407** **0408**

0409 **0410** **0411** **0412** **0413**

0414 **0415** **0416** **0417** **0418**

0419 **0420** **0421** **0422** **0423**

0424 **0425** **0426** **0427** **0428**

[\[pdf\]](#) Accessories

Bucket Accessories 39A 4500Y 90X 90E NEW 23 L x 4 W x 22 H Aerial Basket Tool
Apron 104.90 Ho ... IPS 1613-40H Farwest # HAVENGRIPS 34A 34AA 34B
CHICAGO GRIPS 34MM 34PP 34QQ HOTLINEGRIPS 34C 34CA **34CS** Spring
Loaded Klein # 1604-10 1604-20 1604-20L Min. cable size Max. cable size 14 B S-
.06 ...

lang:en score:10 filesize: 1.89 M page_count: 0 document date: 2013-02-19