

## Skyworth 55SUE9500

# Skyworth 55-inch 4K QLED Google TV Model 55SUE9500 User Manual

Model: 55SUE9500

## 1. INTRODUCTION

Thank you for choosing the Skyworth 55-inch 4K QLED Google TV, Model 55SUE9500. This manual provides essential information for the safe and efficient use of your television. Please read it thoroughly before operating the device and retain it for future reference.

This television features a 55-inch QLED 4K UHD display, Google TV operating system, Dolby Vision & HDR 10+ support, Google Assistant with far-field voice control, Dolby Atmos, DTS Virtual X, and built-in Chromecast. It is designed to deliver a high-quality viewing and smart home entertainment experience.

## 2. SAFETY INFORMATION

Always adhere to the following safety precautions to prevent electric shock, fire, or damage to the television:

- Do not expose the TV to rain or moisture.
- Do not open the TV casing; refer all servicing to qualified personnel.
- Ensure proper ventilation around the TV.
- Use only the power cord supplied with the TV.
- Keep the TV away from direct sunlight, heat sources, and strong magnetic fields.
- Clean the TV with a soft, dry cloth. Avoid liquid cleaners.

## 3. PACKAGE CONTENTS

Verify that all items are present in the package:

- Skyworth 55-inch 4K QLED Google TV (Model 55SUE9500)
- Remote Control
- Power Cable
- TV Stand (2 pieces)
- Screws for Stand Installation
- User Manual (this document)

## 4. PRODUCT OVERVIEW

### Front View



This image displays the front of the Skyworth 55-inch 4K QLED Google TV, showcasing its slim bezels and central stand design.

### Side View





This image shows the side profile of the television, highlighting its thin design and the depth of the screen.

### **Back View**



This image provides a view of the back panel of the TV, including the mounting points and general layout.

### **Input/Output Ports**



This image details the various input and output ports located on the side/back of the television, including HDMI, USB, and other connectivity options.

## Multiple Interfaces Can Meet All Your Needs

USB\*2 RF AV IN HDMI\*3 LAN Digital Out



The television offers multiple interfaces to meet various connectivity needs, including USB (x2), RF, AV IN, HDMI (x3), LAN, and Digital Out.

## 5. SETUP

### 5.1 Stand Installation

To install the TV stand:

1. Carefully place the TV face down on a soft, flat surface to prevent screen damage.
2. Align the stand pieces with the corresponding slots on the bottom of the TV.
3. Secure the stand using the provided screws. Ensure they are tightened firmly.





The TV features a unique U-shaped central base design, crafted with metal die-casting technology for stability.

## 5.2 Connecting Peripherals

Connect your external devices (e.g., cable box, Blu-ray player, gaming console) to the appropriate HDMI or AV IN ports. For internet access, connect an Ethernet cable to the LAN port or use the built-in Wi-Fi.

## 5.3 Initial Power On

After connecting all necessary cables, plug the power cable into an electrical outlet. Press the power button on the remote control or the TV to turn it on. Follow the on-screen instructions to complete the initial setup, including network connection, Google account login, and channel scanning.

# 6. OPERATING INSTRUCTIONS

## 6.1 Remote Control


The remote control allows you to navigate the Google TV interface, adjust volume, change channels, and access smart features. Ensure batteries are correctly inserted.

## 6.2 Google TV Interface

Your TV runs on Google TV OS, providing a personalized content experience. The home screen displays recommended content, installed apps, and quick access to settings.



Google TV refines the Android TV experience with personalized content and tailored recommendations based on your viewing habits and interests.



Enjoy abundant resources with Google TV, including over 700,000 movies & TV series and millions of songs from platforms like Netflix, YouTube, and Prime Video.

### 6.3 Smart Features

- **Hands-Free Voice Control:** Use "Hey Google" to search for shows, get recommendations, and control your TV with your voice.





Filmmaker Mode

## Cinematic Experience at Home

Filmmaker mode disables all post-processing, preserving the correct aspect ratios, colors and frame rates, which allows you to enjoy the cinematic experience at home as intended by the filmmaker.



 Dolby Atmos

## Cinematic Sound

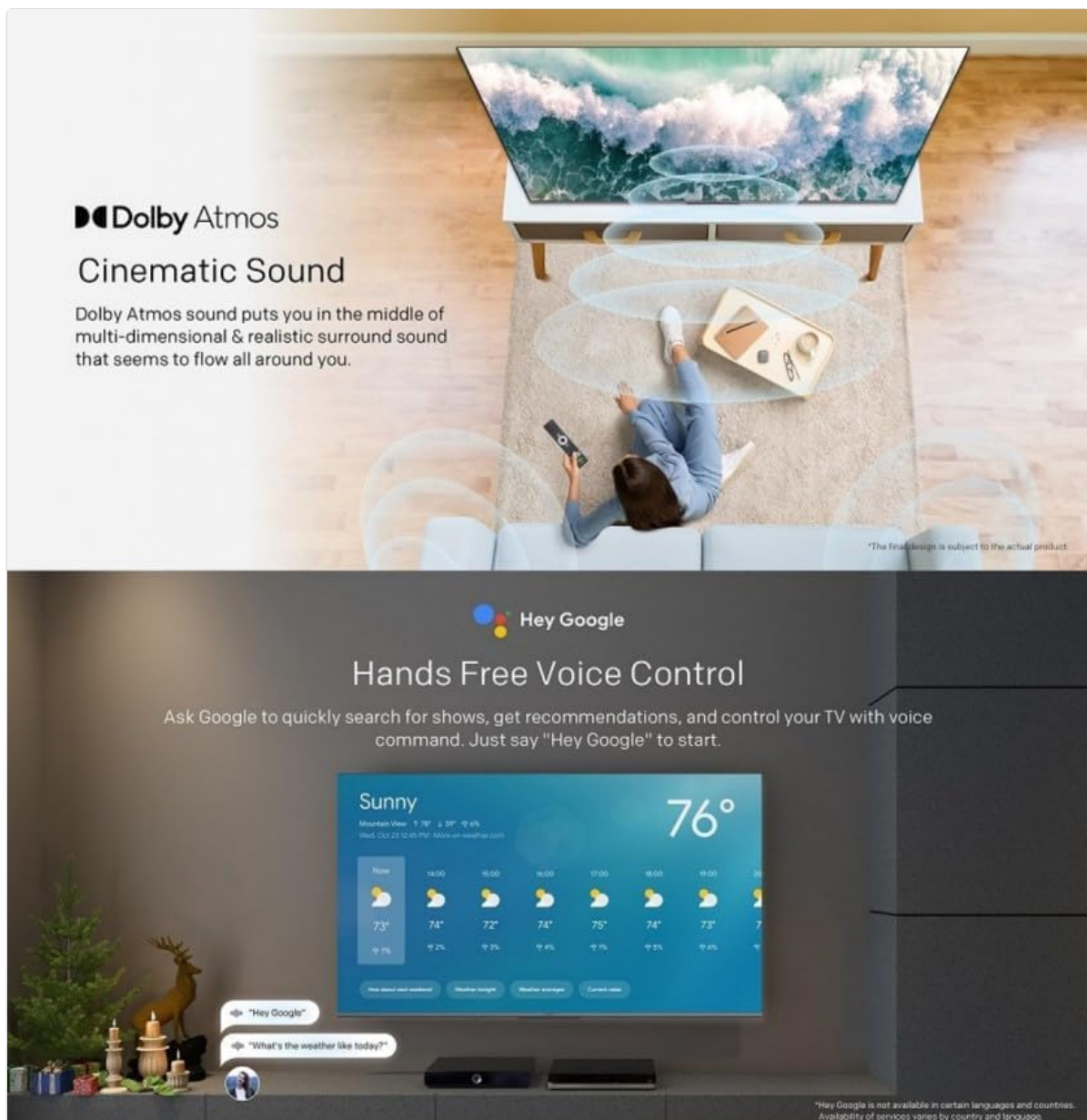
Dolby Atmos sound puts you in the middle of multi-dimensional & realistic surround sound that seems to flow all around you.



\*The final design is subject to the actual product.

Ask Google to quickly search for shows, get recommendations, and control your TV using voice commands. Simply say "Hey Google" to activate.

- **Chromecast Built-in:** Easily cast content from your compatible mobile devices (Android and iOS) to the TV.
- **Bidirectional Bluetooth:** Connect Bluetooth headphones or speakers to the TV, or use the TV as a speaker for your mobile devices.



The TV supports bidirectional Bluetooth, allowing connection to mobile phones and Bluetooth audio products for versatile sound options.

- **Kids Care:** Set up profiles for children with age-appropriate content recommendations and parental controls.
- **Google Duo:** Make video calls directly from your TV to connect with friends and family.
- **Google Photos:** Share and view your memories on the big screen.



This image highlights key features such as Kids Care for child-friendly content, Google Duo for video calls,

Google Photos for sharing memories, and Chromecast built-in for easy content casting.

## 6.4 Picture and Sound Settings

Access the settings menu to customize picture and sound preferences.

- **QLED 4K UHD with Dolby Vision & HDR10+:** Experience vibrant colors and enhanced contrast.



With Dolby Vision and advanced HDR10+, the TV enhances the viewing experience, producing images with greater realism and brightness.

- **Filmmaker Mode:** Disables post-processing to preserve the original aspect ratios, colors, and frame rates as intended by the filmmaker.



01

## Kids Care

### TV World Just For Kids

Set up profiles for kids by offering age-appropriate content recommendations, a kid-friendly home menu, and filters for apps, movies and shows through content filters and parental controls.



02

## Google Duo

### Make the World Closer

With Google Duo, you can make high quality calls which helps you feel closer to your friends and family even if you can't be physically together.

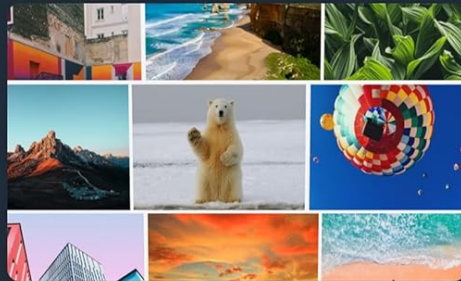


03

## Google Photos

### Share Your Memory

Google Photos creates photo and video highlights based on your best photos, trips you've taken, and moments you've celebrated. You can share those memories with your TV at any time.




04

## Chromecast built-in

### Easy Cast

With chromecast built-in, one button to cast and enjoy games, movies and screen sharing which is compatible with both Android and ios system.



Filmmaker Mode ensures a cinematic experience by disabling post-processing, preserving the director's original vision.

- **Dolby Atmos & DTS Virtual X:** Enjoy immersive, multi-dimensional sound.

SKYWORTH  
PICTURE  
QUALITY  
TUNING **30+**

## Bring Details to Life

With over 30 years of picture quality toning experience, SKYWORTH has powerful database to enhance comprehensive and high picture quality.

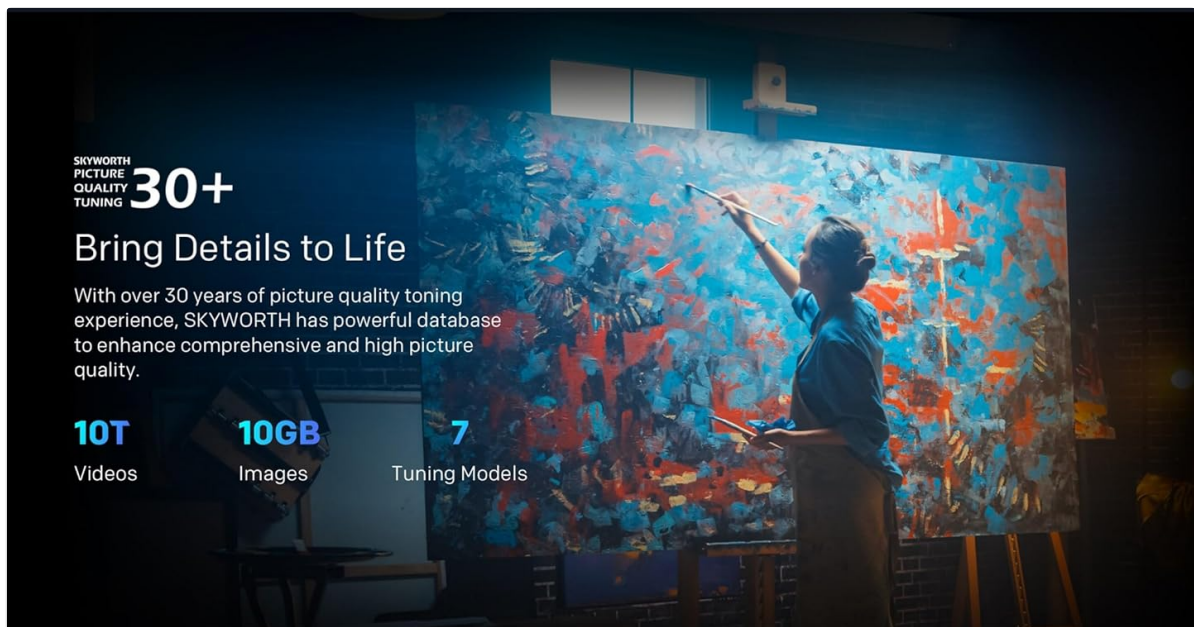

**10T** Videos    **10GB** Images    **7** Tuning Models

**HDR+    Dolby Vision**

## Natural Colorful Vision

With Dolby Vision & advanced HDR 10+, it further enhances the viewing experience and enables the displays to produce images more realistically and bright.

Normal

Dolby Atmos sound technology provides a multi-dimensional and realistic surround sound experience that flows around you.

- **Health Platform:** Includes Eye Protection Mode, Night Mode, and Auto Volume Control for comfortable viewing.



The Health Platform allows you to choose comfort modes such as Eye Protection Mode, Night Mode, or Auto Volume Control for an optimized viewing experience.

- **Flicker Free:** Reduces eye strain by minimizing screen flicker.



Flicker Free technology effectively reduces harm from rapid flickers by adapting direct current backlight, protecting your eye health.

## 7. MAINTENANCE

### 7.1 Cleaning

To clean the TV screen and casing:

- Unplug the TV from the power outlet before cleaning.
- Use a soft, lint-free cloth to gently wipe the screen. For stubborn marks, slightly dampen the cloth with water or a specialized screen cleaner (ensure it's TV-safe).
- Wipe the casing with a soft, dry cloth. Avoid abrasive cleaners or solvents.

### 7.2 Software Updates

Your Google TV may receive automatic software updates. Ensure your TV is connected to the internet to receive these updates, which can improve performance and add new features. You can also manually check for updates in the settings menu.

## 8. TROUBLESHOOTING

If you encounter issues with your TV, refer to the following common solutions:

Problem	Possible Solution
No power	Check if the power cable is securely plugged into the TV and the wall outlet. Try a different outlet.
No picture, but sound is present	Ensure the correct input source is selected. Check cable connections to external devices.
No sound, but picture is present	Check volume levels and mute settings. Verify audio cable connections.
Remote control not working	Replace batteries. Ensure no obstructions between the remote and the TV's IR sensor.



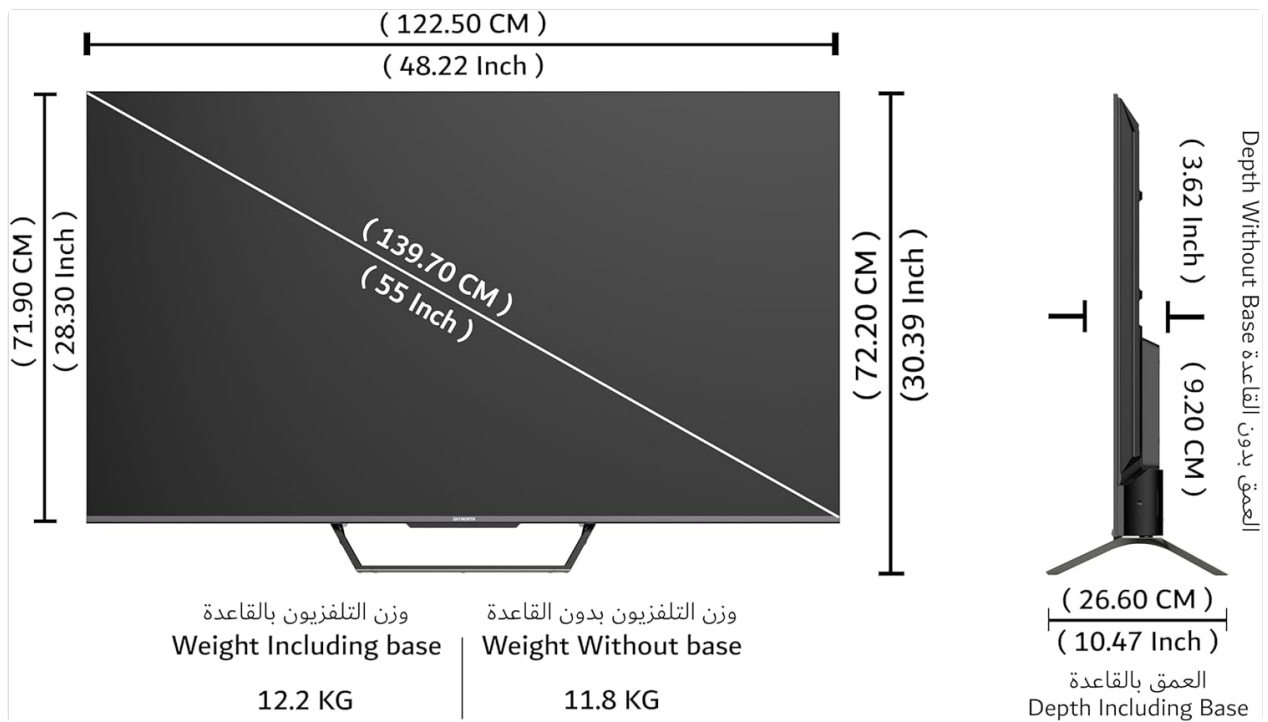
Problem	Possible Solution
Wi-Fi connection issues	Restart your router and the TV. Check network settings on the TV. Ensure the TV is within range of your Wi-Fi signal.

If the problem persists, please contact customer support.

## 9. SPECIFICATIONS

The following table outlines the key specifications for the Skyworth 55SUE9500 TV:

Feature	Description
Model Number	55SUE9500
Screen Size	55 Inches
Display Technology	QLED
Resolution	4K UHD (3840 x 2160)
Refresh Rate	60 Hz
Operating System	Google TV
HDR Support	Dolby Vision, HDR10+
Audio Technology	Dolby Atmos, DTS Virtual X
Processor	Chameleon Extreme 2.0
RAM	2GB
Storage	16GB
Connectivity	Wi-Fi, Bluetooth 5.1, Ethernet (LAN)
Ports	HDMI x3, USB x2, RF, AV IN, Digital Out
Special Features	Google Assistant, Chromecast Built-in, Game Mode, Flicker Free, Health Platform, Filmmaker Mode
Product Dimensions (with stand)	122.5 x 77 x 26 cm (approx.)
Weight (with stand)	12.2 kg (approx.)



This diagram provides detailed measurements of the television, including its width, height, and depth, both with and without the stand, along with the corresponding weights.

## 10. WARRANTY AND SUPPORT

### 10.1 Warranty Information

Your Skyworth 55-inch 4K QLED Google TV Model 55SUE9500 comes with a 2-year warranty. This warranty covers manufacturing defects and malfunctions under normal use. Please retain your proof of purchase for warranty claims. The warranty does not cover damage caused by misuse, accidents, unauthorized repairs, or acts of nature.

### 10.2 Customer Support

For technical assistance, troubleshooting beyond this manual, or warranty service, please contact Skyworth customer support. Refer to the contact information provided in your product packaging or on the official Skyworth website for your region.