

Cybex 522002275

Cybex Gold Solution G i-Fix Car Seat Instruction Manual

Model: 522002275 | Brand: Cybex

1. INTRODUCTION AND SAFETY WARNINGS

This manual provides essential information for the correct installation, use, and maintenance of your Cybex Gold Solution G i-Fix car seat. Designed for children aged 3 to 12 years (approximately 100-150 cm in height, 15-50 kg in weight), this car seat offers advanced safety features and comfort for long journeys.

IMPORTANT SAFETY WARNING!

NEVER leave your child unattended in the car. Always ensure the car seat is correctly installed and the child is properly secured according to the instructions.

The Cybex Gold Solution G i-Fix car seat is developed and designed in Germany, adhering to the UN R129/03 safety standard.



Figure 1.1: Overview of the Cybex Gold Solution G i-Fix Car Seat in Moon Black. This image shows the full car seat with its ergonomic design and dark fabric.

2. INSTALLATION

The Solution G i-Fix car seat offers simple and secure installation using the ISOFIX system, ensuring a stable connection to your vehicle's anchor points. It can also be installed using the vehicle's 3-point seat belt.

2.1 ISOFIX Installation

1. Locate the ISOFIX anchor points in your vehicle. These are typically found between the seat back and cushion.
2. Extend the ISOFIX connectors from the base of the car seat.
3. Align the connectors with the vehicle's ISOFIX anchor points and push the car seat firmly until you hear an audible "click" and the indicators turn green, confirming a secure connection.
4. Push the car seat firmly against the vehicle's seat back to ensure a tight fit.



Figure 2.1: ISOFIX connectors extended from the car seat base. The red indicator shows the unlocked position, which will turn green upon correct installation.

2.2 Seat Belt Installation (for vehicles without ISOFIX)

1. Place the car seat firmly on the vehicle's seat.
2. Guide the vehicle's 3-point seat belt through the designated belt guides on the car seat. Ensure the lap belt is routed correctly over the child's hips and the shoulder belt across their chest.
3. Buckle the seat belt and pull it tight to remove any slack, ensuring the car seat is securely held in place.

Note: Always refer to your vehicle's owner's manual for specific instructions regarding child seat installation.

3. FEATURES AND ADJUSTMENTS

The Cybex Gold Solution G i-Fix car seat is equipped with several features designed for safety and comfort, adapting as your child grows.

3.1 Linear Side-impact Protection (L.S.P. System)

The integrated L.S.P. System provides enhanced safety in the event of a side-impact collision. It absorbs impact forces at an early stage, protecting the child's head and upper body.



Figure 3.1: The L.S.P. System extended from the side of the car seat, designed to absorb side-impact forces.

3.2 Reclining Headrest and Adjustable Recline Position

The patented reclining headrest prevents the child's head from falling forward during sleep, keeping it in the safety zone of the headrest. The car seat also features a one-hand adjustable recline position for optimal comfort and a stable sitting position.



Figure 3.2: Illustration of the patented reclining headrest, showing how it keeps the child's head safely within the headrest during sleep.



Figure 3.3: The car seat demonstrating its adjustable recline positions for enhanced comfort.

3.3 Height-Adjustable Headrest and Flexible Side Wings

The headrest can be adjusted to 3 different height positions, and the flexible side wings adapt to the child's size, ensuring a stable and comfortable fit as they grow.



Figure 3.4: The car seat illustrating the adjustable headrest height and flexible side wings that adapt to the child's growth.

3.4 Air Ventilation System

An integrated air ventilation system ensures air circulation, providing a comfortable climate for your child even during long journeys.



Figure 3.5: The car seat highlighting the air ventilation system with arrows showing airflow for enhanced comfort.

4. CARE AND MAINTENANCE

Proper care and maintenance will ensure the longevity and safety of your Cybex Gold Solution G i-Fix car seat.

- **Fabric Covers:** The fabric covers are removable and machine washable at 30°C on a delicate cycle. Refer to the care label on the fabric for specific instructions. Do not tumble dry, iron, or dry clean.
- **Plastic Parts:** Plastic parts can be cleaned with a mild detergent and warm water. Do not use harsh cleaning agents or abrasive materials.
- **Belts:** Wipe the belts clean with a damp cloth. Do not remove or lubricate the belts.
- **Storage:** When not in use, store the car seat in a cool, dry place away from direct sunlight.

5. TROUBLESHOOTING

If you encounter any issues with your car seat, please refer to the following common solutions:

Problem	Possible Cause / Solution
Car seat feels loose after installation.	Ensure ISOFIX connectors are fully engaged (green indicators visible) or that the vehicle's seat belt is pulled tight with no slack. Push the car seat firmly into the vehicle's seat back.
Headrest adjustment is stiff.	Ensure no fabric or debris is obstructing the mechanism. Apply gentle, even pressure while adjusting.
Child's head falls forward during sleep.	Ensure the reclining headrest is engaged. Adjust the headrest height to fit your child correctly.
Unusual noises from the car seat.	Check all connections and adjustments for proper fit. Ensure no loose items are rattling around the seat.

If the problem persists, please contact Cybex customer support.

6. PRODUCT SPECIFICATIONS

Specification	Detail
Model Number	522002275
Recommended Minimum Weight	15 Kilograms
Maximum Supported Weight	50 Kilograms
Recommended Minimum Height	100 Centimeters
Recommended Maximum Height	150 Centimeters
Main Material	Plastic, Textile
Special Features	ISOFIX, L.S.P. System, Reclining Headrest, Air Ventilation System
Style	Comfort
Number of Recline Positions	3
Orientation	Convertible
Harness Type	3 points (for vehicle belt use)
Product Dimensions (L x W x H)	40.5 x 59.5 x 59 cm
Item Weight	7.45 Kilograms

Specification	Detail
Color	Moon Black
Installation Type	Seat Belt, ISOFIX

7. WARRANTY AND SUPPORT


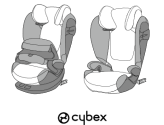



Cybex products are manufactured with the highest quality standards. For information regarding warranty coverage, product registration, or technical support, please visit the official Cybex website or contact their customer service directly.

Cybex Official Website: www.cybex-online.com

Please retain your proof of purchase for any warranty claims.

© 2025 Cybex. All rights reserved. This manual is for informational purposes only.

Related Documents - 522002275

	<p>CYBEX SOLUTION S2 i-Fix User Guide: Installation & Safety Instructions</p> <p>Comprehensive user guide for the CYBEX SOLUTION S2 i-Fix child car seat (100-150 cm, UN R129/03). Learn about installation, safety features, and proper usage for children aged 3-12 years.</p>
	<p>CYBEX Summer Cover Installation Guide for Pallas S-Fix and Solution Series</p> <p>Concise, step-by-step instructions for fitting the CYBEX Summer Cover onto Pallas S-Fix, Solution S-Fix, Solution S i-FIX, and Solution S2 i-FIX car seats, ensuring optimal comfort.</p>
	<p>Cybex Solution Z i-Fix User Guide</p> <p>Comprehensive user guide for the Cybex Solution Z i-Fix car seat, covering installation, safety features, and maintenance. Learn how to properly secure your child for safe travel.</p>
	<p>CYBEX Pallas S-Fix User Guide: Installation and Safety Instructions</p> <p>Comprehensive user guide for the CYBEX Pallas S-Fix child car seat, covering installation, safety features, and usage instructions for groups 1, 2, and 3. Learn how to properly secure your child for safe travel.</p>
	<p>CYBEX Solution B i-Fix Child Car Seat User Manual</p> <p>Detailed user manual and installation guide for the CYBEX Solution B i-Fix child car seat, covering safety information, parts, installation, removal, and warranty. Suitable for children from 100-150cm (approx. 3-12 years).</p>



[CYBEX Solution G2 Child Car Seat User Guide - Installation, Safety, and Features](#)

Comprehensive user manual for the CYBEX Solution G2 child car seat. Learn about installation, safety features like ISOFIX and L.S.P., child securing, adjustments, care, and warranty. Suitable for children 100-150 cm tall.