

[manuals.plus](#) /

- › [amazon basics](#) /
- › [User Manual for amazon basics Bluetooth 5.0 Truly Wireless in Ear Earbuds](#)

amazon basics ABBTTWS1002 BLUE

amazon basics Bluetooth 5.0 Truly Wireless in Ear Earbuds

Model: ABBTTWS1002 BLUE

INTRODUCTION

Welcome to the user manual for your new amazon basics Bluetooth 5.0 Truly Wireless in Ear Earbuds. These earbuds are designed to provide a high-quality audio experience with convenience and durability. This manual will guide you through the setup, operation, maintenance, and troubleshooting of your device, ensuring you get the most out of your earbuds.

PACKAGE CONTENTS

Please check the box for the following items:

- amazon basics Bluetooth 5.0 Truly Wireless Earbuds (Left and Right)
- Charging Case
- USB Charging Cable
- User Manual



Image: The amazon basics Bluetooth Earbuds shown with their charging case, illustrating the complete package.

PRODUCT FEATURES

- **Extended Playtime:** Up to 5 hours on a single charge and up to 38 hours with the charging case.
- **Fast Charging:** The 700mAh charging case fully charges in 2 hours, providing quick power to the earbuds. 10 minutes of charge gives playback time up to 1 hour 10 minutes.
- **Bluetooth 5.0 Connectivity:** Ensures instant pairing and a stable connection with a 10m range for Android and iOS devices.
- **IPX-5 Water and Sweat Resistant:** Designed for comfortable use outdoors or during workouts.
- **Noise Cancellation:** Provides an immersive listening experience.
- **Touch Controls:** Intuitive touch controls for music playback and call management.
- **Voice Assistant Support:** Quick tap access to your device's voice assistant.
- **Optional Single Side Use:** Allows for using one earbud for phone calls.

LONG LASTING PLAYTIME



Up to 38 hrs Playtime
with Case



Up to 5 hrs in
Single Charge



Type-C Fast
Charging


Image: Illustration highlighting premium sound quality features including a 10mm high sensitivity diaphragm, built-in mic, immersive musical experience, and noise cancellation.

SETUP

1. Initial Charging

Before first use, fully charge the earbuds and the charging case. Connect the provided USB Type-C cable to the charging port on the case and a compatible USB power source. The indicator lights on the case will show charging status. A full charge for the case takes approximately 2 hours.

PREMIUM SOUND QUALITY



10 mm High
Sensitivity Diaphragm



Built-In
Mic



Immersive Musical
Experience



Noise
Cancellation

Image: The earbuds placed inside their open charging case, ready for charging.

2. Pairing with Your Device

1. Ensure the earbuds are charged.
2. Open the charging case. The earbuds will automatically enter pairing mode (indicator lights on earbuds may flash).
3. On your smartphone or Bluetooth-enabled device, go to Bluetooth settings and turn Bluetooth on.
4. Search for available devices. Select "amazon basics Earbuds" (or similar name) from the list.
5. Once connected, the earbuds will indicate successful pairing (e.g., a voice prompt or steady light).

The earbuds feature Bluetooth 5.0 for quick and stable connections up to 10 meters.

BLUETOOTH 5.0 CONNECTIVITY



Instant
Pairing



10 Metre
Range

Image: Visual representation of Bluetooth 5.0 connectivity, showing instant pairing and a 10-meter range.

OPERATING INSTRUCTIONS

Touch Controls

The earbuds are equipped with intuitive touch controls on their outer surface. Refer to the following table for common functions:

Action	Function
Single Tap (Left/Right Earbud)	Play/Pause Music, Answer/End Call
Double Tap (Right Earbud)	Next Track
Double Tap (Left Earbud)	Previous Track
Triple Tap (Left/Right Earbud)	Activate Voice Assistant
Long Press (2 seconds)	Reject Call

Action	Function
Long Press (5 seconds)	Power On/Off

IPX5 WATER RESISTANT



Water
Resistant



Sweat
Resistant

Image: Diagram illustrating smart touch controls for playing/pausing music with a single tap and answering calls with a touch.

Voice Assistant

Quickly access your smartphone's voice assistant (e.g., Siri, Google Assistant) by triple-tapping either earbud. This allows for hands-free control of your device.

QUICK TAP VOICE ASSISTANT



Image: Visual showing the earbuds with text indicating "Quick Tap Voice Assistant" functionality.

Single Earbud Use

For phone calls or when you need to be aware of your surroundings, you can use either the left or right earbud independently. Simply take one earbud out of the case, and it will automatically connect to your paired device.

MAINTENANCE

Cleaning

Regularly clean your earbuds and charging case to ensure optimal performance and hygiene. Use a soft, dry, lint-free cloth. For ear tips, you may gently wipe them with a slightly damp cloth and mild soap, then dry thoroughly before reattaching.

Water Resistance

The earbuds are IPX-5 rated, meaning they are resistant to water splashes and sweat. This makes them suitable for workouts and outdoor activities. However, they are not designed for submersion in water. Avoid exposing them to heavy rain or swimming.

SMART TOUCH CONTROL



Play or Pause Music
with a Single Tap



Answer Calls with
a Touch

Image: The earbuds are shown with water droplets, indicating their IPX5 water and sweat resistant capabilities.

Storage

When not in use, store the earbuds in their charging case to protect them and keep them charged. Store the case in a cool, dry place away from direct sunlight and extreme temperatures.

TROUBLESHOOTING

If you encounter issues with your earbuds, try the following troubleshooting steps:

- **Earbuds not pairing:**
 - Ensure both earbuds are charged.
 - Place both earbuds back into the charging case, close the lid, wait a few seconds, then open it again.
 - Turn off and on Bluetooth on your device.
 - Forget the device from your phone's Bluetooth settings and try pairing again.
- **No sound from one earbud:**

- Ensure both earbuds are charged.
- Place both earbuds back into the case and take them out again to re-sync.
- Clean any debris from the earbud's speaker mesh.

- **Charging issues:**

- Check the charging cable and adapter for damage.
- Ensure the charging port on the case is clean and free of debris.
- Try a different USB port or power adapter.

- **Poor sound quality:**

- Ensure earbuds are properly seated in your ears. Try different sized ear tips for a better seal.
- Clean the earbud speakers.
- Move closer to your paired device to avoid interference.

SPECIFICATIONS

Feature	Detail
Model Name	ABBTWS1002
Connectivity Technology	Wireless (Bluetooth 5.0)
Wireless Range	Up to 10 meters
Playtime (Earbuds)	Up to 5 hours (single charge)
Total Playtime (with Case)	Up to 38 hours
Charging Case Battery	700mAh
Charging Time (Case)	Approx. 2 hours
Fast Charging	10 mins charge for 1 hr 10 mins playback
Water Resistance	IPX-5 (Water and Sweat Resistant)
Control Type	Touch Control, Voice Control
Microphone Format	In Ear
Item Weight	46 Grams
Product Dimensions	5.5 x 2.5 x 5 cm
Material	Plastic
Batteries	3 Lithium Polymer batteries (included)

ERGONOMIC EARBUDS



Silicone
Eartips



Comfortable and
Secure Fit



Ergonomic
Design

Image: Depiction of the ergonomic design of the earbuds, highlighting silicone eartips for a comfortable and secure fit.

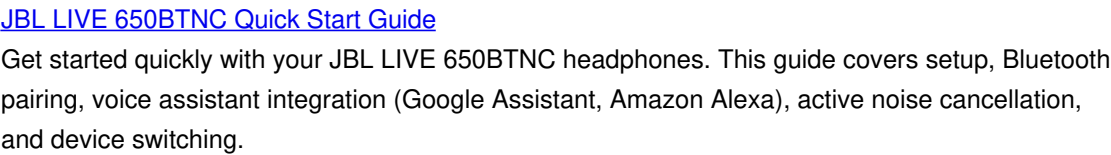
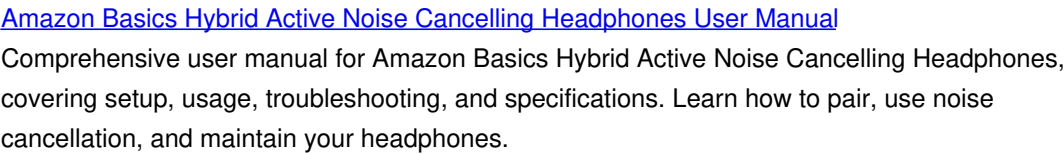
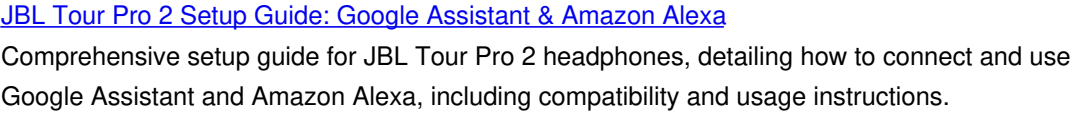
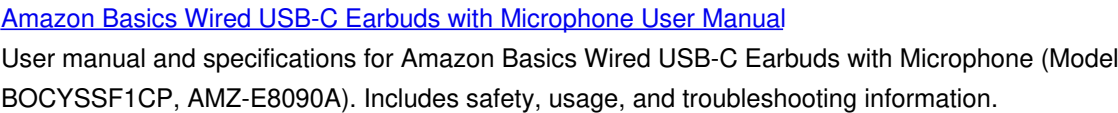
WARRANTY AND SUPPORT

Your amazon basics Bluetooth 5.0 Truly Wireless in Ear Earbuds come with a **1 Year Warranty** from the date of purchase. This warranty covers manufacturing defects. Please retain your purchase receipt as proof of purchase.

For technical support, warranty claims, or further assistance, please contact amazon basics customer service through the official Amazon website or your point of purchase. Provide your product model number (ABTTWS1002 BLUE) and details of the issue for faster service.

© 2024 amazon basics. All rights reserved.

This manual is for informational purposes only. Specifications are subject to change without notice.





[JBL Live 660NC Headphones: Google Assistant & Amazon Alexa Setup Guide](#)

Comprehensive guide to setting up and using Google Assistant and Amazon Alexa with your JBL Live 660NC wireless headphones. Learn voice commands and features.



[Amazon Basics Bluetooth Wireless On-Ear Headphones User Manual](#)

User manual for Amazon Basics Bluetooth Wireless On-Ear Headphones (Black, BOBVM1PSYN). Includes setup, usage, troubleshooting, safety, and specifications.