

Manuals+

[Q & A](#) | [Deep Search](#) | [Upload](#)

Manuals.plus /

> [Gizoon](#) /

> Gizoon Queen Bed Frame GIBF023 User Manual: Assembly, Operation, and Maintenance

Gizoon GIBF023

Gizoon Queen Bed Frame GIBF023 User Manual

Model: GIBF023

1. INTRODUCTION

Thank you for choosing the Gizoon Queen Bed Frame with Storage Drawers and Adjustable Headboard. This manual provides essential information for the safe assembly, proper operation, and effective maintenance of your new bed frame. Please read these instructions thoroughly before beginning assembly and retain them for future reference.



Image 1.1: Gizoon Queen Bed Frame with Storage Drawers

2. SAFETY INFORMATION

WARNING: Failure to follow these safety instructions may result in injury or damage to the product.

- Ensure all components are present and undamaged before assembly. Do not proceed with assembly if any parts are missing or damaged.
- Assemble the bed frame on a soft, clean surface (e.g., carpet) to prevent scratches.
- It is recommended that two adults assemble this product.
- Do not overtighten screws during assembly, as this may strip the threads or damage components.
- Regularly check and retighten all fasteners to ensure stability.
- Do not exceed the maximum weight capacity of 880 lbs (399 kg).
- Keep small parts and packaging materials away from children and pets.
- Exceeding the weight limit, improper assembly, and insufficient clearance may result in injury or damage.

3. PACKAGE CONTENTS

Your Gizoon Queen Bed Frame is shipped in one box. Carefully unpack all components and verify against the parts list provided in your physical manual. The package typically includes:

- Bed Frame Components (Headboard, Side Rails, Footboard)
- Slats and Support Legs
- 4 Storage Drawers with Wheels
- Assembly Hardware (Screws, Bolts, Washers, Allen Wrench)
- Instruction Manual

4. SETUP AND ASSEMBLY

Follow these steps for assembling your Gizoon Queen Bed Frame. Refer to the detailed diagrams in your physical instruction manual for visual guidance.

1. **Preparation:** Clear an adequate workspace. Lay out all components and hardware. It is recommended to wear gloves to prevent injury.
2. **Assemble the Headboard:** Attach the headboard panels and any decorative elements as per the instructions.
3. **Connect Side Rails:** Secure the side rails to the headboard and footboard using the provided hardware. Ensure all connections are firm.
4. **Install Center Support:** Attach the center support beam and any adjustable support legs to the bed frame.
5. **Place Slats:** Position the wooden slats across the bed frame. The slats are designed for easy attachment and provide robust mattress support.
6. **Assemble Storage Drawers:** Construct the four storage drawers. Attach the wheels to the bottom of each drawer for smooth operation.
7. **Final Check:** Ensure all screws are tightened, and the frame is stable.










-  Ships in **1** box — all parts included
-  **Recommended:** 1-2 people | Avg. time: 1-2 hours
But time varies by experience
-  **Assembly Requirements:** Requires a screwdriver (included)
-  **For Efficiency:** Electric screwdriver can be used (not included)
-  **Tip:** Adequate workspace recommended, please take inventory of all components before you starting!
Wear gloves to prevent injury
-  Contact us for any assembly questions


Image 4.1: Reviewing Assembly Instructions



Image 4.2: Assembly Requirements and Tips

ADJUSTABLE HEADBOARD
3 levels adjustable,
ranging from 40.7" to 44.7"





EASY TO ATTACH SLATS
thick slats for easily
assemble and disassemble

STORAGE DRAWERS ON WHEELS
bottom pulley for easy
storage and access, saving effort




Image 4.3: Detail of Slat Attachment

5. OPERATING INSTRUCTIONS

5.1. Adjustable Headboard

The headboard of your Gizoon bed frame offers 3 levels of height adjustment to accommodate various mattress thicknesses (6 to 12 inches) and personal preferences.

- To adjust the headboard height, locate the adjustment points on the headboard supports.
- Loosen the securing bolts, raise or lower the headboard to your desired position (ranging from 40.7" to 44.7"H), and then firmly retighten the bolts.



Image 5.1: Headboard Adjustment and Mattress Fit

5.2. Storage Drawers

The bed frame includes four spacious storage drawers on wheels for convenient access and organization.

- The drawers are designed to slide smoothly on their wheels, even on carpeted surfaces.
- To use, simply pull the drawer out from under the bed. To close, push it back until it is fully under the frame.
- These drawers provide ample space for storing clothes, bedding, and other bedroom items.



Image 5.2: Ample Storage Drawers in Use

LOOK AT THE DIFFERENCE

You will notice the important of storage drawers for a bed

without drawers

with drawers

VS



6. MAINTENANCE

Proper care and maintenance will extend the life and appearance of your Gizoon bed frame.

- **Cleaning:** Wipe the upholstered surfaces with a dry cloth to remove dust. For spills, blot immediately with a clean, dry cloth. Avoid harsh chemicals or abrasive cleaners.
- **Fasteners:** Periodically check all bolts and screws to ensure they remain tight. Retighten as necessary to maintain structural integrity and prevent squeaking.
- **Drawers:** Ensure the drawer wheels are free of debris for smooth operation.

7. TROUBLESHOOTING

If you encounter any issues with your bed frame, refer to the following common problems and solutions:

Problem	Possible Cause	Solution
Bed frame is wobbly or unstable.	Loose fasteners. Uneven floor.	Check and tighten all bolts and screws. Ensure the bed is on a level surface; use shims if necessary.
Squeaking noises.	Loose connections. Friction between parts.	Tighten all hardware. Apply a small amount of lubricant (e.g., silicone spray) to contact points if needed.
Drawers do not slide smoothly.	Debris in wheels. Damaged wheels.	Clean any debris from the drawer wheels. Contact customer support if wheels are damaged.
Headboard cannot be adjusted.	Securing bolts are too tight.	Loosen the securing bolts on the headboard supports before attempting to adjust the height.

8. SPECIFICATIONS

Key specifications for the Gizoon Queen Bed Frame (Model GIBF023):



Image 8.1: Product Dimensions Diagram

- **Model Number:** GIBF023
- **Size:** Queen
- **Product Dimensions (Overall):** 81"L x 61"W x 45"H
- **Headboard Adjustable Height:** 40.7" - 44.7"H
- **Compatible Mattress Thickness:** 6" to 12" (No box spring needed)
- **Weight Capacity:** 880 lbs
- **Color:** Dark Grey
- **Material:** Metal frame, Upholstered Fabric
- **Special Features:** 4 Storage Drawers on Wheels, Adjustable Headboard
- **Item Weight:** 105 pounds
- **Ground to Item Distance:** 2 Inches
- **Assembly Required:** Yes

9. WARRANTY AND SUPPORT

Gizoon is committed to providing quality products. While specific warranty details are typically included with your purchase documentation, general customer support is available for assistance.

- For any assembly questions, missing parts, or product inquiries, please refer to the contact information provided in your product packaging or visit the official Gizoon store.
- Please retain your proof of purchase for any warranty claims.

For further assistance, you may visit the [Gizoon Store on Amazon](#).

