

DIERYA DK61se

DIERYA DK61se 60% Mechanical Keyboard User Manual

Model: DK61se

1. INTRODUCTION

The DIERYA DK61se is a 60% ultra-compact mechanical keyboard designed for both gaming and office use. It features 61 keys, mechanical brown switches, and LED backlighting. This manual provides instructions for setting up, operating, maintaining, and troubleshooting your keyboard.

2. PRODUCT OVERVIEW

Key Features

- **60% Ultra-Compact Design:** Maximizes desktop and mouse space.
- **Mechanical Brown Switches:** Provide a tactile feel with subtle audible feedback, suitable for typing and gaming.
- **LED Backlight:** Features 19 built-in backlight modes with adjustable brightness and speed.
- **Full Anti-Ghosting:** Supports simultaneous pressing of all keys without conflicts for responsive input.
- **Ergonomic Design:** Scientific stair-up keycap design for comfort during extended use.
- **Detachable Type-C Cable:** Ensures a reliable wired connection.

What's in the Box

- Mechanical Keyboard x 1
- Type-C Cable x 1
- Keycap Puller x 1
- User Manual x 1

What's in the box?

Mechanical Keyboard x 1

Type-C Cable x 1

Keycap Puller x 1

User Manual x 1




Image: Contents of the DIERYA DK61se keyboard package.

Your browser does not support the video tag.

Video: Introduction to the DIERYA DK61se product features.

3. SETUP

To set up your DIERYA DK61se mechanical keyboard, follow these steps:

1. Unpack the keyboard and the included Type-C USB cable from the box.
2. Connect one end of the Type-C USB cable to the Type-C port on the back of the keyboard.
3. Connect the other end of the USB cable to an available USB port on your computer (PC, laptop).
4. The keyboard is plug-and-play and should be automatically recognized by your operating system (Windows, macOS, Linux).

Detachable Type-C Cable

Plug and Play, Wired is more responsive than wireless keyboards



Image: Connecting the detachable Type-C cable to the keyboard.

4. OPERATING INSTRUCTIONS

Function (FN) Key Combinations


The DK61se is a 61-key keyboard, meaning some functions are accessed via the 'FN' key in combination with other keys. Refer to the keycap legends for specific FN combinations.

Backlight Control

The keyboard features 19 fixed LED backlight modes. You can adjust these settings using the following FN key combinations:

- **Switch Light Modes:** Press **FN + ** to cycle through the 19 different backlight effects.
- **Adjust Brightness:** Press **FN + [** to decrease brightness or **FN +]** to increase brightness.
- **Adjust Light Speed:** Press **FN + ;** to decrease animation speed or **FN + ' "** to increase animation speed.

19 LED Backlight Effects











-  +  = Switch the Light Modes
-  +  /  = Low/Up Brightness
-  +  /  = Low/Up the Light speed

Image: Backlight control shortcuts using the FN key.

Anti-Ghosting

The DK61se supports full anti-ghosting, allowing all keys to be pressed simultaneously without conflicts. This ensures accurate and responsive input during fast-paced gaming or typing sessions.



Image: Full Anti-Ghosting capability.

5. MAINTENANCE

Proper maintenance can extend the lifespan of your keyboard.

- **Cleaning:** Use a soft, dry cloth to wipe the surface of the keyboard. For deeper cleaning, use the included keycap puller to remove keycaps and clean dust or debris from underneath.
- **Cable Care:** Avoid bending or twisting the Type-C cable excessively to prevent damage.
- **Storage:** Store the keyboard in a dry, dust-free environment when not in use.



Image: Double-shot keycaps for durability and easy cleaning.

6. TROUBLESHOOTING

If you encounter issues with your DIERYA DK61se keyboard, refer to the following common solutions:

- **Keyboard Not Responding:**
 - Ensure the USB Type-C cable is securely connected to both the keyboard and your computer.
 - Try connecting the keyboard to a different USB port on your computer.
 - Test the keyboard on another computer to rule out system-specific issues.
- **Backlight Not Working or Incorrect:**

- Ensure the backlight is not turned off (check brightness settings using FN key combinations).
- Cycle through different backlight modes using **FN + **.
- **Keys Typing Incorrectly or Double-Typing:**
 - Disconnect and reconnect the keyboard.
 - Ensure no debris is lodged under the keycaps. Use the keycap puller for inspection and cleaning.

If the issue persists, please contact customer support for further assistance.

7. SPECIFICATIONS

Brand	DIERYA
Model Name	DK61SE
Connectivity Technology	USB-C (Wired)
Keyboard Description	Gaming
Switch Type	Tactile (Brown Switches)
Number of Keys	61
Keyboard Layout	QWERTY
Keyboard Backlighting	Single Color LED (19 modes)
Compatible Devices	PC (Windows, macOS, Linux)
Product Dimensions	14.65"L x 4.53"W x 2"H
Item Weight	1.6 Pounds
Enclosure Material	Plastic


8. WARRANTY AND SUPPORT

Warranty Information

This DIERYA DK61se keyboard comes with a **1-Year Quality Warranty** from the date of purchase. This warranty covers manufacturing defects and issues arising from normal use.

Customer Support

For any questions, technical assistance, or warranty claims, please contact DIERYA customer support. You may find contact information on the official DIERYA website or through your purchase platform.



24 Hour
Customer Support



30 Days
Replacement



1 Year
Quality Warranty

Image: Warranty and support details.