

Manuals+

[Q & A](#) | [Deep Search](#) | [Upload](#)

[manuals.plus](#) /

- › [DIERYA](#) /
- › [DIERYA DK61se 60% Wired Mechanical Gaming Keyboard User Manual \(Red Switches, White\)](#)

DIERYA DK61se

DIERYA DK61se 60% Wired Mechanical Gaming Keyboard User Manual

Model: DK61se (Red Switches, White)

INTRODUCTION

Thank you for choosing the DIERYA DK61se 60% Wired Mechanical Gaming Keyboard. This manual provides detailed instructions for setting up, operating, maintaining, and troubleshooting your new keyboard. Please read this manual thoroughly to ensure optimal performance and longevity of your device.



Image: The DIERYA DK61se 60% Mechanical Gaming Keyboard in white with its detachable USB-C cable.

PACKAGE CONTENTS

Please verify that all items are present in your package:

- DIERYA DK61se Mechanical Keyboard x 1
- Type-C Cable (1.5m) x 1
- Keycap Puller x 1
- User Manual x 1

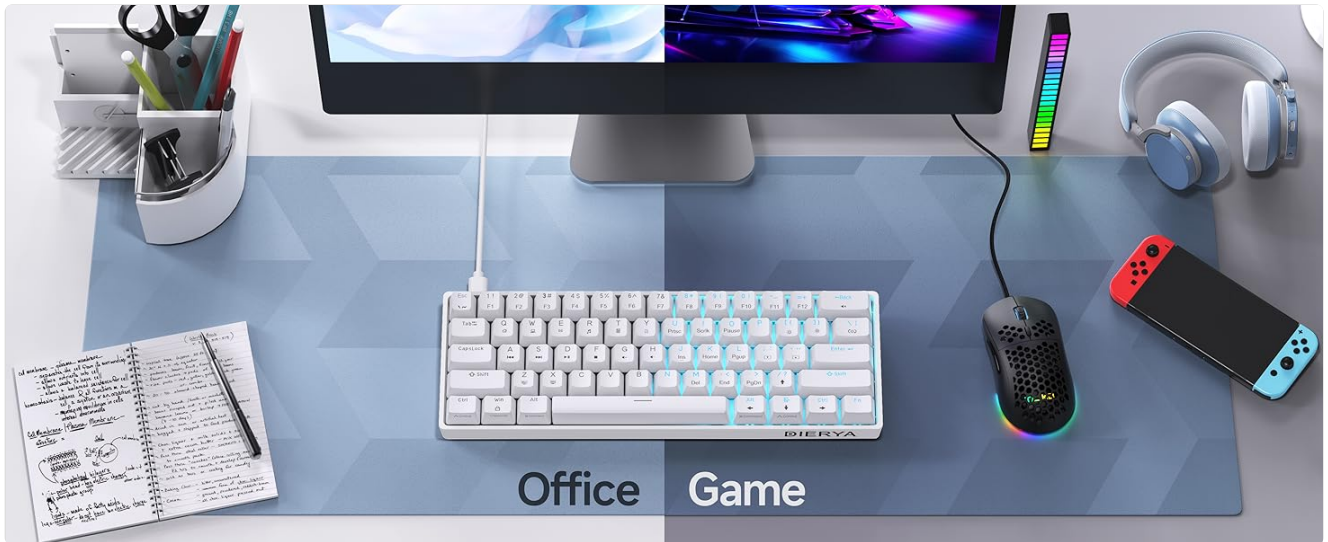


Image: Contents of the DIERYA DK61se keyboard package, including the keyboard, USB-C cable, keycap puller, and user manual.

SETUP INSTRUCTIONS

1. **Unpack the Keyboard:** Carefully remove the DIERYA DK61se keyboard and its accessories from the packaging.
2. **Connect the USB-C Cable:** Insert the Type-C end of the provided cable into the port on the back of the keyboard.
3. **Connect to Computer:** Plug the standard USB-A end of the cable into an available USB port on your laptop or desktop computer.
4. **Driver Installation:** The keyboard is plug-and-play. Your operating system (Windows, macOS, etc.) will automatically detect and install the necessary drivers. No additional software installation is required for basic functionality.
5. **Placement:** Position the keyboard comfortably on your desk. The ultra-compact 60% layout is designed to maximize desktop and mouse space.

Detachable Type-C Cable

Plug and Play, Wired is more responsive than wireless keyboards



Image: A close-up view of the DIERYA DK61se keyboard showing the detachable Type-C cable connected to the keyboard's port.

OPERATING INSTRUCTIONS

Keyboard Layout and Function Keys

The DIERYA DK61se features a 60% layout with 61 keys. Many functions are accessed via the **"FN"** key in combination with other keys. Refer to the keycaps for secondary functions indicated by symbols or text.

- **FN + [Key]:** Activates the secondary function printed on the keycap. For example, FN + 1-0 for F1-F10, FN + P for Pause, etc.
- **Full Anti-Ghosting:** The keyboard supports simultaneous pressing of all keys without conflicts, ensuring accurate input during fast-paced gaming or typing.

Mechanical Red Switches

This keyboard is equipped with Red Mechanical Switches, known for their linear and lighter actuation. This design allows for quick, successive keypresses without a tactile bump, making them suitable for gaming and fast typing.

TMKB Autonomous Mechanical Red Switch-Smooth & Linear Travel



50 Million Keystrokes Life

Image: A detailed view of the DIERYA DK61se keyboard showcasing the Red Mechanical Switches beneath the keycaps.

LED Backlight Control

The DK61se features a fixed single-color LED backlight with multiple effects. Use the following key combinations to control the backlight:

- **FN + V**: Switches between 19 built-in backlight modes.
- **FN + [**: Decreases backlight brightness.
- **FN +]**: Increases backlight brightness.
- **FN + ;**: Decreases backlight speed.
- **FN + ' "**: Increases backlight speed.

19 LED Backlight Effects

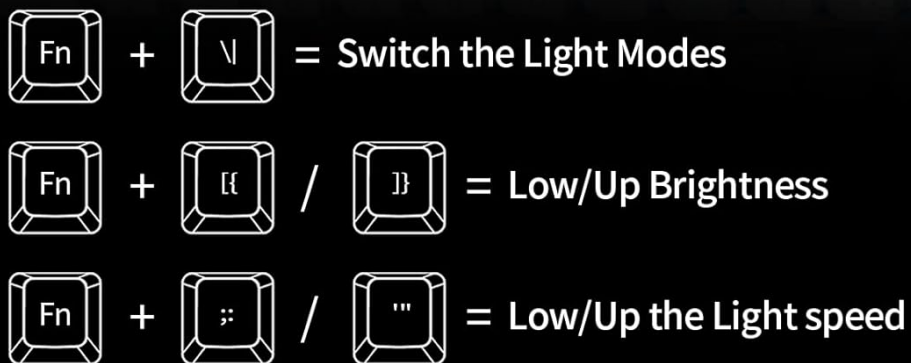



Image: The DIERYA DK61se keyboard displaying various LED backlight effects, with illustrations of the key combinations for controlling light modes, brightness, and speed.

Ergonomic Design

The keyboard's design incorporates scientific stair-up keycaps and adjustable rear feet to promote a comfortable typing posture. This ergonomic consideration aims to minimize hand fatigue during extended use, benefiting gamers, office workers, and typists.



Image: A side view of the DIERYA DK61se keyboard highlighting its adjustable rear feet, designed to enhance ergonomic comfort during use.




Image: Close-up of DIERYA DK61se keycaps, illustrating their precision engineering, crystal clear uniform backlighting, and ergonomically curved profile.

MAINTENANCE

Proper maintenance ensures the longevity and performance of your DIERYA DK61se keyboard.

- **Cleaning:** Use a soft, dry cloth to wipe the surface of the keyboard. For deeper cleaning, use the provided keycap puller to remove keycaps and clean dust or debris with compressed air or a small brush.
- **Cable Care:** Avoid sharp bends or excessive pulling on the USB-C cable to prevent damage.
- **Liquid Exposure:** Keep liquids away from the keyboard. In case of accidental spills, immediately disconnect the keyboard from your computer and allow it to dry completely before reconnecting.
- **Storage:** When not in use for extended periods, store the keyboard in a dry, dust-free environment.

TROUBLESHOOTING

If you encounter issues with your DIERYA DK61se keyboard, please refer to the following common solutions:

- **Keyboard Not Responding:**
 - Ensure the USB-C cable is securely connected to both the keyboard and your computer.
 - Try plugging the keyboard into a different USB port on your computer.
 - Test the keyboard on another computer to determine if the issue is with the keyboard or the original computer's setup.
- **Keys Not Registering or Double-Typing:**
 - Remove the affected keycap using the keycap puller and check for any obstructions or debris around the switch. Clean if necessary.
 - Ensure the keycap is properly seated on the switch.
- **Backlight Not Working or Incorrect:**
 - Verify that the backlight is not turned off or set to the lowest brightness using the FN key combinations (FN + [{} /]}).
 - Cycle through the backlight modes using FN + V to see if it resolves the issue.
- **Unexpected Behavior:**
 - Disconnect and reconnect the keyboard.
 - Restart your computer.

If the problem persists after trying these steps, please contact DIERYA customer support for further assistance.

SPECIFICATIONS

Brand	DIERYA
Model Number	DK61se
Layout	60% (61 Keys)
Switch Type	Mechanical Red Switches
Connectivity	Wired (USB-C)
Backlight	Single Color LED (19 modes)
Compatible Devices	Laptop / Desktop Computer
Product Dimensions	11.52 x 4.02 x 1.65 inches
Item Weight	1.6 pounds
Color	White

WARRANTY AND SUPPORT

DIERYA is committed to providing quality products and customer satisfaction.

- **Customer Support:** We offer 24-hour customer support for any inquiries or issues you may have.
- **Replacement Policy:** A 30-day replacement policy is available for eligible products.
- **Quality Warranty:** Your DIERYA DK61se keyboard is covered by a 1-year quality warranty from the date of purchase.

For warranty claims or technical assistance, please refer to the contact information provided with your purchase or visit the official DIERYA website.

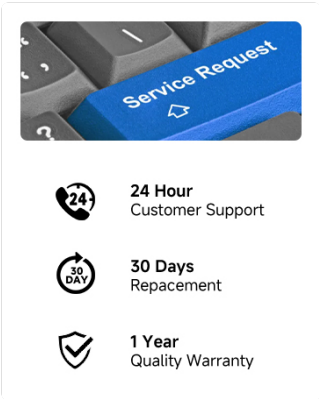





Image: An illustration summarizing DIERYA's customer service offerings: 24-hour support, 30-day replacement, and a 1-year quality warranty.

Related Documents - DK61se

	<p>DIERYA DK61SE Mechanical Keyboard Manual</p> <p>User manual for the DIERYA DK61SE 60% Mechanical Keyboard, detailing functions, shortcuts, and contact information.</p>
	<p>Dierya DK61se Mechanical Keyboard Manual - Functions and Features</p> <p>Comprehensive user manual for the Dierya DK61se Mechanical Keyboard, detailing all FN key functions, multimedia controls, lighting effects, and support information.</p>
	<p>Dierya DK 61SE Mechanical Keyboard Function Guide</p> <p>A comprehensive guide to the function keys and special features of the Dierya DK 61SE mechanical keyboard, including lighting effects and media controls.</p>



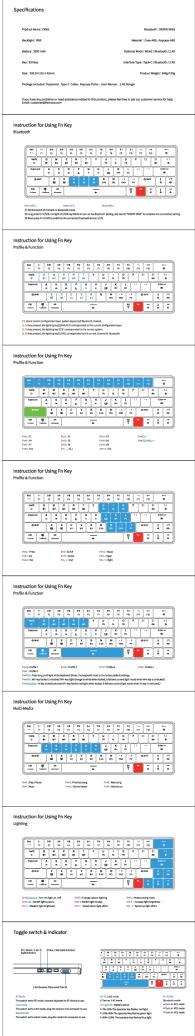
[DIERYA DK 61SE Mechanical Keyboard Function Guide](#)

Explore the full functionality of your DIERYA DK 61SE mechanical keyboard with this comprehensive manual. Learn about all FN key combinations for multimedia, system controls, lighting adjustments, and special features. Includes product specifications and support contact.




[Kemove DIERYA DK63 Mechanical Keyboard Manual](#)

User manual for the Kemove DIERYA DK63 mechanical keyboard, detailing function keys, FN key combinations, and product specifications.




Comprehensive guide to the DIERYA DK63 mechanical keyboard, covering connection modes, RGB lighting, multimedia keys, shortcut functions, and gaming mode. Learn how to customize your keyboard experience.



[DIERYA DK61SE Mechanical Keyboard Manual](#)

User manual for the DIERYA DK61SE 60% Mechanical Keyboard, detailing functions, shortcuts, and contact information.

lang:en score:19 filesize: 2.19 M page_count: 1 document date: 2022-04-17



[Dierya DK61se Mechanical Keyboard Manual - Functions and Features](#)

Comprehensive user manual for the Dierya DK61se Mechanical Keyboard, detailing all FN key functions, multimedia controls, lighting effects, and support information.

lang:en score:17 filesize: 692.77 K page_count: 2 document date: 2022-04-13



[Dierya DK 61SE Mechanical Keyboard Function Guide](#)

A comprehensive guide to the function keys and special features of the Dierya DK 61SE mechanical keyboard, including lighting effects and media controls.

lang:en score:17 filesize: 2.94 M page_count: 1 document date: 2023-04-04



[DIERYA DK 61SE Mechanical Keyboard Function Guide](#)

Explore the full functionality of your DIERYA DK 61SE mechanical keyboard with this comprehensive manual. Learn about all FN key combinations for multimedia, system controls, lighting adjustments, and special features. Includes product specifications and support contact.

lang:en score:16 filesize: 2.56 M page_count: 1 document date: 2023-03-20

[\[pdf\] User Manual](#)

DK61SE DK61SE KermoveFn Win key locked unlocked The backlight of off when is it follows current light mode unlockedv1www1 kermove 2024 09 ENG srsltid

AfmBOoq2hxLIKg7vENVtpXAOOfse4YDdbT8unul5SMSyJFm43PFgTgaq KermoveDK61SE unlockedFn Fn Spacebar Fn v1v1www1

AfmBOoq2hxLIKg7vENVtpXAOOfse4YDdbT8unul5SMSyJFm43PFgTgaqwww1

AfmBOorSsHOkF3NbWh6fdhgxxcoBQO0gRtekfxsBmltvtKXzhXeHrm4 Fn DIERYA Package Included Keyboard Type C Cable Keycaps Puller User Manual PRODUCT USER MANUAL Material Case ABS Optional Mode v1v1v1www1

AfmBOorSsHOkF3NbWh6fdhgxxcoBQO0gRtekfxsBmltvtKXzhXeHrm4www1

