

HTC TWS7

HTC True Wireless Earbuds 7 User Manual

Model: TWS7

INTRODUCTION

Thank you for choosing the HTC True Wireless Earbuds 7. This manual provides essential information for setting up, operating, maintaining, and troubleshooting your new earbuds. Please read it thoroughly before use to ensure optimal performance and longevity of your device.

PACKAGE CONTENTS

Ensure all items are present in the package:

- 2 x HTC Wireless Earbuds (Left and Right)
- 1 x Charging Case
- 1 x USB-C Cable
- 2 Pairs x Silicone Earplugs (S, L) -*Note: Medium size earplugs are pre-installed on the earbuds.*
- 1 x English Manual (This document)



Image: HTC True Wireless Earbuds 7, charging case, and USB-C cable.

SETUP GUIDE

1. Initial Charging

Before first use, fully charge the earbuds and the charging case.

1. Place both earbuds into the charging case.
2. Connect the provided USB-C cable to the charging port on the case and a power source (e.g., USB wall adapter, computer USB port).
3. The indicator lights on the charging case will illuminate to show charging status. All three indicator lights will show blue when fully charged.

Charging Time:

Earbuds: Approximately 40 minutes

Charging Case: Approximately 1.5 hours



Image: HTC True Wireless Earbuds 7 charging case showing battery indicator lights.

Your browser does not support the video tag.

Video: Demonstrates charging the HTC True Wireless Earbuds 7 charging case using the USB-C cable.

2. Pairing with Your Device (One-Step Pairing)

The earbuds utilize advanced Bluetooth 5.3 technology for fast and stable connection.

1. Open the charging case. The earbuds will automatically enter pairing mode.
2. On your device (smartphone, tablet, computer), enable Bluetooth.
3. Search for "HTC TWS7" in the list of available Bluetooth devices.
4. Select "HTC TWS7" to connect. Once paired, the earbuds will automatically connect to your device in the future when taken out of the case.

Important Tip: When pairing for the first time, please take both earbuds out of the charging box for pairing.

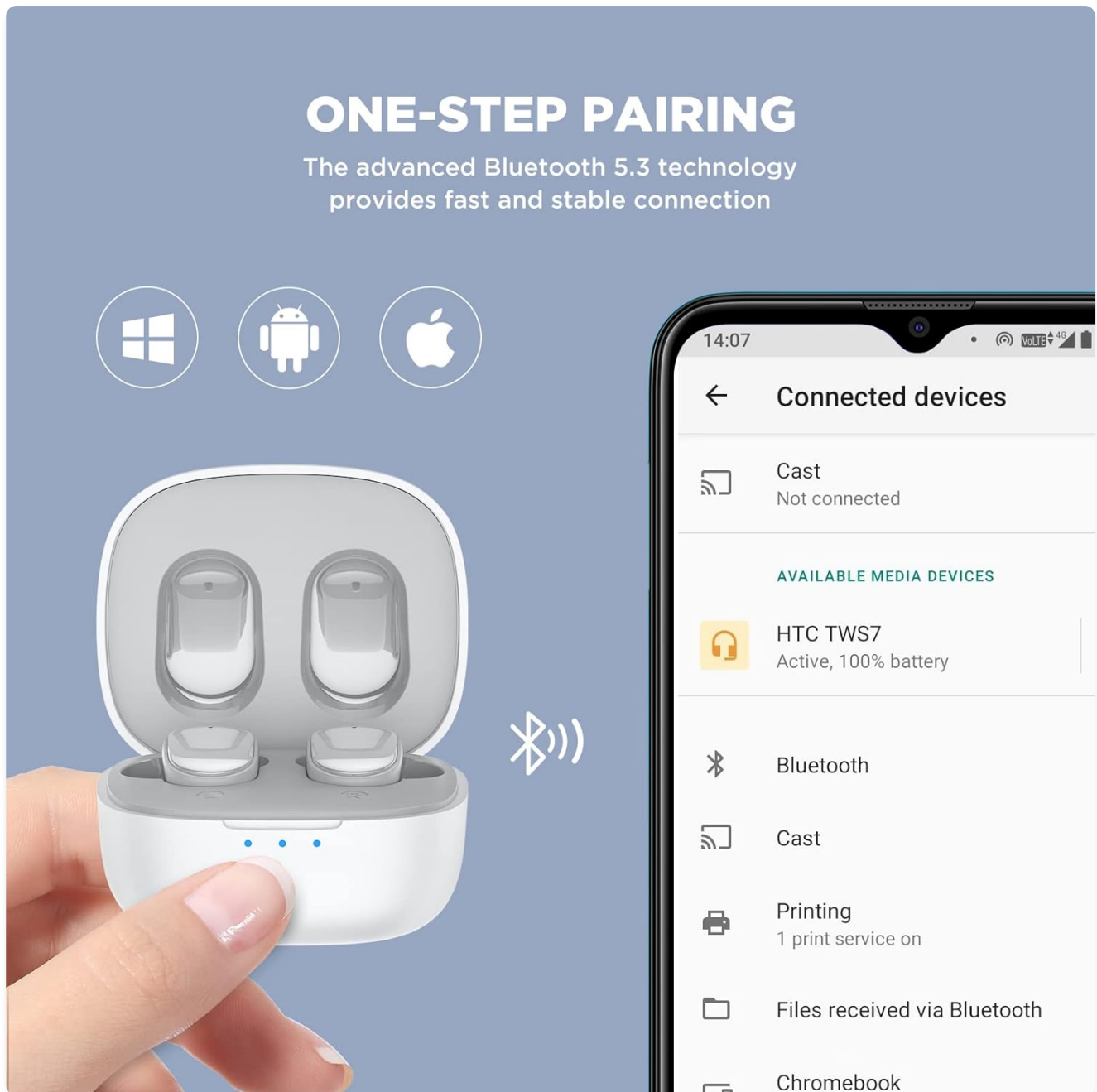


Image: Illustrates the one-step pairing process with a smartphone.

3. Adjusting Earplugs for Best Fit

For optimal sound quality and comfort, choose the silicone earplugs that best fit your ears. The earbuds come with medium-sized earplugs pre-installed, and S/L sizes are included in the package.

1. Gently remove the pre-installed earplug from the earbud.
2. Select a different size (S or L) and carefully attach it to the earbud's nozzle, ensuring it is securely fastened.
3. Test the fit and sound quality. A good seal will provide better bass and noise isolation.

NEW DESIGN & BETTER FIT



Soft Silicone Eartips

Image: Close-up of an earbud highlighting the soft silicone eartips for a comfortable fit.

OPERATING INSTRUCTIONS

Smart Touch Controls

The HTC True Wireless Earbuds 7 feature intuitive touch controls on each earbud. The touch-sensitive area is located on the outer surface of each earbud.

Function	Action
Play/Pause	Tap either earbud once.
Answer/Hang up Call	Tap either earbud once.

Function	Action
Previous Song	Double tap the left earbud.
Next Song	Double tap the right earbud.
Voice Assistant	Triple-tap either earbud.
Reject Call	Tap and hold for 2 seconds.
Game Mode On/Off	Tap and hold for 2 seconds.

CHARGING CASE BATTERY INDICATOR

100% Battery

66% Battery

33% Battery



40 Minutes

Earbuds Charging Time

6 Hours

Playtime

22 Hours

Playtime with Charging Case

Image: Visual guide to the smart touch controls on the earbud.

Game Mode

Designed specifically for gaming, Game Mode provides an ultra-low latency of 45ms, ensuring audio and video remain synchronized for a smoother gaming experience. To activate or deactivate Game Mode, tap and hold either earbud for 2 seconds.



GAME MODE

40ms Ultra-Low Latency
Stable Connection

HD Audio Quality
Crystal Clear Sound

Image: Earbuds shown in a gaming context, highlighting the 40ms ultra-low latency Game Mode.

Audio Quality

The earbuds are equipped with 10mm drivers, producing powerful bass and stunning treble for a rich audio experience.

INCREDIBLE AUDIO

The 10mm speaker produces powerful bass and stunning treble



Image: Exploded view diagram illustrating the 10mm speaker driver components.

MAINTENANCE AND CARE

- **Cleaning:** Regularly clean the earbuds and charging case with a soft, dry, lint-free cloth. Do not use harsh chemicals or abrasive materials.
- **Earplug Care:** Remove the silicone earplugs periodically and clean them with mild soap and water. Ensure they are completely dry before reattaching.
- **Water Resistance:** The earbuds are IPX4 waterproof, meaning they are resistant to sweat and splashing water. Do not submerge them in water or expose them to heavy rain.
- **Storage:** When not in use, store the earbuds in their charging case to protect them and keep them charged. Store in a cool, dry place away from extreme temperatures.
- **Battery Life:** To prolong battery life, avoid fully discharging the earbuds and charging case frequently. Charge them regularly, even if not used for extended periods.

TROUBLESHOOTING

Problem	Possible Solution
Earbuds not pairing with device.	<ul style="list-style-type: none">◦ Ensure both earbuds are taken out of the charging case.◦ Turn off and on Bluetooth on your device.◦ Forget "HTC TWS7" from your device's Bluetooth list and try pairing again.◦ Ensure earbuds and charging case have sufficient charge.
Only one earbud is working.	<ul style="list-style-type: none">◦ Place both earbuds back into the charging case, close the lid, wait a few seconds, then open the lid and take them out again.◦ Ensure both earbuds are charged.◦ Try resetting the earbuds (refer to advanced troubleshooting if available, or contact support).
Low volume or poor sound quality.	<ul style="list-style-type: none">◦ Adjust the volume on your connected device.◦ Ensure the earplugs are properly seated in your ears to create a good seal. Try different sized earplugs.◦ Clean any debris from the earbud nozzles and earplugs.
Earbuds not charging.	<ul style="list-style-type: none">◦ Ensure the USB-C cable is securely connected to both the charging case and the power source.◦ Try a different USB-C cable or power adapter.◦ Clean the charging contacts on the earbuds and inside the charging case.
Touch controls not responding.	<ul style="list-style-type: none">◦ Ensure your fingers are clean and dry when using touch controls.◦ Try restarting the earbuds by placing them in the case and taking them out again.

SPECIFICATIONS

Feature	Detail
Model Name	TWS7
Bluetooth Version	5.3

Feature	Detail
Connectivity Technology	Wireless (Bluetooth)
Audio Latency	45 Milliseconds (Game Mode)
Playtime (Single Charge)	Over 6 hours
Total Playtime (with Charging Case)	Up to 22 hours
Earbuds Charging Time	40 minutes
Charging Case Charging Time	1.5 hours
Driver Size	10mm Dynamic Driver
Water Resistance	IPX4 (Sweatproof)
Control Type	Touch Control, Voice Control
Bluetooth Range	Up to 10 meters (32.8 ft)
Frequency Range	20 Hz - 20,000 Hz
Compatible Devices	iOS, Android, Windows devices

WARRANTY INFORMATION

Your HTC True Wireless Earbuds 7 come with a 360 Days Warranty Extension. Please retain your proof of purchase for warranty claims.

This warranty covers manufacturing defects and issues arising from normal use. It does not cover damage caused by misuse, accidents, unauthorized modifications, or improper maintenance.


CUSTOMER SUPPORT

For any questions, concerns, or technical assistance, please contact HTC customer support:

- **Live Chat Support:** Available 7 days a week, 24 hours a day. Refer to the product packaging or official HTC website for specific contact details.
- **Online Resources:** Visit the official HTC website for FAQs, updated manuals, and additional support resources.

We are committed to ensuring your satisfaction with our in-ear headphones.

Documents - HTC – TWS7




[\[pdf\]](#) User Manual Quick Start Guide Guide Warranty

Administrator Users Manual Water World International Industrial Limited HTCTWS7 HTC True Wireless Earbuds 7 2AVFE 2AVFEHTCTWS7 htctws7

HTC True Wireless Earbuds 7 Quick Start Guide Model HTC **TWS7** Touchpad Left earbud Touchpad Right earbud What's in the box 2 Earbuds Charging case Quick Start Guide USB Type-C cable 2 pairs of rubber tips large and small Warranty card Important: Before use, make sure to tear off the pr...

lang:en score:26 filesize: 544.26 K page_count: 6 document date: 2022-07-19



[\[pdf\]](#) SAR Rating

RF Exposure Info Water World International Industrial Limited HTCTWS7 HTC True Wireless Earbuds
7 2AVFE 2AVFEHTCTWS7 htctws7

RF Exposure Requirements Product Description: HTC True Wireless Earbuds 7
Model No.: HTC **TWS7** FCC ID: AVFE-HTC**TWS7** According to the KDB 447498 D01
v06 section 4.3.1, for 100 MHz to 6 GHz and test separation distances 50 mm, the 1-g
and 10-g SAR test exclusion thresholds are determined by the follow...

lang:en score:17 filesize: 116.26 K page_count: 1 document date: 2022-07-19

[\[pdf\]](#) Test Report

ETSI 301 489 17 V1 Sem Test Report Water World International Industrial Limited HTCTWS7 HTC True
Wireless Earbuds 7 2AVFE 2AVFEHTCTWS7 htctws7

TEST REPORT Reference No..... : FCC ID : Applicant
 Test Report Form No. : Test Result..... : WTX22X06120439W002
 2AVFE-HTCT**TWS7** Water World International Industrial Limited UNIT C 24/F,
 GOLDEN BEAR INDUSTRIAL CENTRE, 66-82 ...

lang:en score:14 filesize: 1.61 M page_count: 37 document date: 2022-07-19

Jack Huang

Silin Chen

[\[pdf\]](#) Test Report

ETSI 301 489 17 V1 Sem Test Report Water World International Industrial Limited HTCTWS7 HTC True
Wireless Earbuds 7 2AVFE 2AVFEHTCTWS7 htctws7

TEST REPORT Reference No..... : FCC ID : Applicant

... Test Report Form No. : Test Result..... : WTX22X06120439W001

2AVFE-HTCT**WS7** Water World International Industrial Limited UNIT C 24/F,
GOLDEN BEAR INDUSTRIAL CENTRE, 66-82 ...

lang:en **score:12** filesize: 2.13 M page_count: 57 document date: 2022-07-19