

NUU A9L

NUU A9L Smartphone User Manual

Model: A9L | Brand: NUU

INTRODUCTION

This manual provides essential information for setting up, operating, and maintaining your NUU A9L Unlocked 4G LTE Smartphone. The NUU A9L features a 6.3-inch display, 32GB of internal storage, 3GB of RAM, and a 3000 mAh battery, running on Android 11. It is compatible with AT&T and T-Mobile networks and their MVNOs.

WHAT'S IN THE BOX

Upon unboxing your NUU A9L, you should find the following items:

- NUU A9L Smartphone
- Protective TPU Case
- Charging Adapter (1000mA output)
- Micro USB Charging Cable
- Removable Battery

Bright & Vivid Display



6.3"

Image: NUU A9L smartphone, protective case, charging adapter, micro USB cable, and battery.

Note: The included charging adapter provides a 1 Amp output, which is standard charging speed. This device uses a Micro USB port for charging and data transfer.

SETUP

1. **Install Battery:** Carefully remove the back cover of the phone. Insert the provided 3000 mAh battery into its compartment, ensuring the contacts align correctly.
2. **Insert SIM Card:** Locate the SIM card slot(s) under the back cover. Insert your compatible Nano-SIM card(s) into the designated slot(s). Ensure the SIM card is correctly oriented.
3. **Insert MicroSD Card (Optional):** If you wish to expand storage, insert a microSD card (up to 512GB, not included) into the dedicated microSD slot.
4. **Replace Back Cover:** Securely reattach the back cover to the phone.
5. **Power On:** Press and hold the power button until the NUU logo appears. Follow the on-screen instructions to complete the initial setup, including connecting to Wi-Fi and signing into your Google account.
6. **Charge Device:** Connect the Micro USB cable to the phone's charging port and the charging adapter. Plug the adapter into a power outlet. Allow the phone to charge fully before first use.



Image: Internal view of the NUU A9L, highlighting the battery, SIM, and microSD card slots.

OPERATING YOUR NUU A9L

Display and Navigation

The NUU A9L features a 6.3-inch display with an 85% screen-to-body ratio, providing a dynamic and accessible user experience. Navigation is primarily via the touchscreen interface.




Image: NUU A9L showcasing its bright and vivid 6.3-inch display.

Android 11 Features

Your device runs on Android 11, offering a personalized experience with customizable options, smart device control, and enhanced battery privacy functionality.

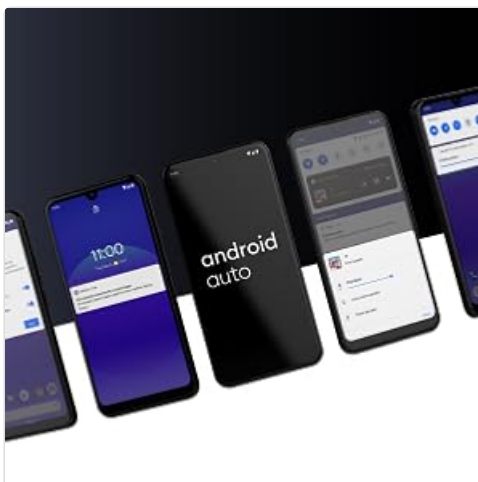


Image: Examples of Android 11 interface on NUU A9L devices.

Making Calls

The NUU A9L supports voice calls over compatible 4G LTE networks. Ensure your SIM card is active and properly inserted. The phone app allows you to dial numbers, access contacts, and view call history.

CAMERA FEATURES

Capture moments with the NUU A9L's camera system:

- **Rear Camera:** 5MP + VGA with dual flash.
- **Front Camera:** 2MP for selfies.



Image: Rear camera module of the NUU A9L.

While suitable for basic photography, the camera performance is designed for everyday use rather than professional-grade imaging.

PERFORMANCE AND CONNECTIVITY

The NUU A9L is equipped with a quad-core MediaTek processor, 3GB of RAM, and 32GB of internal storage, allowing for multitasking and app usage. Storage can be expanded up to 512GB with a microSD card.




Image: Visual representation of the NUU A9L's processing power and storage capabilities.

Network Compatibility

This device is unlocked and compatible with AT&T and T-Mobile networks, including their MVNOs. It **is not compatible** with Verizon or CDMA networks like Sprint and Boost Mobile. Please verify compatibility with

your carrier using their Bring Your Own Device program.



Image: NUU A9L with SIM and microSD card slots, indicating network compatibility.

Wireless Technologies

- **Wi-Fi:** 802.11 a/b/g/n (2.4GHz/5GHz)
- **Bluetooth:** 4.2
- **VoLTE & VoWiFi:** Supported for enhanced call quality over LTE and Wi-Fi.
- **GPS:** With aGPS Support.

BATTERY MANAGEMENT

The NUU A9L is powered by a 3000 mAh long-lasting battery, designed to support daily activities. The phone's talk time is approximately 15 hours.



Image: NUU A9L highlighting its 3000 mAh battery capacity.

For optimal battery life, avoid extreme temperatures and use the provided charging accessories. Charging time may vary depending on battery level and usage.

SPECIFICATIONS

What's inside your NUU Phone

Operating System
Android™ 11

Camera
Rear Camera: 5MP + VGA
Front Camera: 2MP

Processor
MT6739 Quad-Core 1.5GHz

Display
6.3" FV+ 480 x 1014

Battery
3,000mAh

Memory
RAM: 3GB
Storage: 32GB
External Storage: microSD (up to 512GB)

Dimensions
159 x 76.7 x 9.8mm

Networks
4G B2/4/5/7/12/25/26/41/66/71
3G 850/1700/1900/2100
2G 850/900/1800/1900

Connectivity
Wi-Fi 802.11 a/b/g/n (2.4GHz/5GHz)
Bluetooth 4.2
VoLTE & VoWiFi
GPS with A-GPS Support
Micro USB
Dual SIM Dual Standby

Sensor Type
Accelerometer



Image: Comprehensive specifications overview for the NUU A9L.

Feature	Detail
Operating System	Android 11.0
Display Size	6.3 Inches
Resolution	2280 x 1080
Processor	Quad-core MediaTek (MT6739 Quad-Core 1.5GHz)
RAM	3 GB
Internal Storage	32 GB
Expandable Storage	microSD up to 512GB
Rear Camera	5MP + VGA with Dual Flash
Front Camera	2MP
Battery Capacity	3000 mAh
Phone Talk Time	15 Hours
Connectivity	4G LTE, Wi-Fi (2.4/5GHz), Bluetooth 4.2, VoLTE, VoWiFi, GPS
Charging Port	Micro USB
Audio Jack	3.5 mm
Dimensions	159 x 76.7 x 9.8 mm
Item Weight	10.8 ounces

TROUBLESHOOTING

- **Slow Performance:** The NUU A9L is an entry-level smartphone. For optimal performance, close unused applications and avoid running multiple demanding apps simultaneously. Performance benchmarks indicate it may struggle with modern, resource-intensive applications.
- **Camera Issues:** If the camera app is unresponsive or displays an error, try restarting the phone. This can resolve temporary software glitches.
- **Network Connectivity Problems:** If mobile or Wi-Fi service does not return after airplane mode or being turned off, fully powering down and restarting the device can often resolve the issue.
- **Charging Issues:** Ensure the Micro USB cable is securely connected to both the phone and the charging adapter. Use the provided charging accessories for best results.

WARRANTY AND SUPPORT

The NUU A9L comes with a US Warranty. For specific warranty details, service, or technical support, please refer to the documentation included with your product or visit the official NUU Mobile website.

Manufacturer: NUU Mobile

PRODUCT VIDEO OVERVIEW

Video: An official NUU Mobile video highlighting the NUU A9L's 6.3-inch display and 3000mAh battery. This video provides a brief visual overview of the phone's key features.