

Manuals+

[Q & A](#) | [Deep Search](#) | [Upload](#)

[manuals.plus](#) /

- › [The Hyperspace Lighting Company](#) /
- › [The Hyperspace Lighting Company HyperCube15 Infinity Cube LED Light Instruction Manual](#)


The Hyperspace Lighting Company HyperCube15

The Hyperspace Lighting Company HyperCube15 Infinity Cube LED Light

Instruction Manual

INTRODUCTION

The HyperCube15 is a 15-inch sound-reactive infinity cube LED light designed to create mesmerizing visual effects. This manual provides essential information for setting up, operating, and maintaining your HyperCube15 to ensure optimal performance and enjoyment.




The HyperCube15 Infinity Cube LED Light in operation, showcasing its dynamic and colorful patterns.

SETUP

The HyperCube15 comes fully assembled, simplifying the setup process. Follow these steps to get your device ready for use:

1. **Connect the Control Box:** Locate the control box and connect it securely to the HyperCube15.
2. **Connect Power Adapter:** Plug the power adapter into a standard electrical outlet.
3. **Power On:** Connect the power adapter to the control box. The HyperCube15 will illuminate, indicating it is powered on.



HYPERCUBE 15

Infinity art in a 15" form. A true statement piece for your home or business.

The HyperCube15 can be controlled via a mobile application, offering extensive customization options for patterns and colors.

OPERATING INSTRUCTIONS

The HyperCube15 offers versatile control options through both a mobile application and physical buttons.


Mobile Application Control

For full control and customization, download the official HyperCube mobile app (available on Google Play and the App Store). The app allows you to:

- Select from 95 unique patterns across three main modes: **Kaleidoscopic** (dynamic patterns and symmetries), **Meditative** (chill, zen-inducing patterns), and **Sound Reactive** (visualize music for a multisensory experience).
- Customize colors or choose from premade palettes.
- Adjust brightness, speed, intensity, and symmetry.
- Save your favorite designs.

3 MODES FOR ANY MOOD

Featuring 95 unique patterns across all three modes



KALEIDOSCOPIC

Dynamic patterns
and symmetries



MEDITATIVE

Chill, zen-inducing patterns



SOUND REACTIVE

Visualize the music for
a multisensory experience

Explore 95 unique patterns across Kaleidoscopic, Meditative, and Sound Reactive modes.

Physical Button Control

Even without the mobile app, primary functions can be controlled using the physical buttons on the device:

- **Single Press:** Changes the current light pattern.
- **Double Press:** Changes the mode (e.g., between Kaleidoscopic, Meditative, Sound Reactive).
- **Long Press:** Powers the device off.

Your browser does not support the video tag.

Official product video demonstrating the HyperCube Infinity Cube LED Light's features and dynamic light patterns.

Your browser does not support the video tag.

Official product video showcasing the eye-catching RGB lighting and various patterns of the Hyperspace Hypercube.

MAINTENANCE

To ensure the longevity and pristine appearance of your HyperCube15, follow these simple maintenance guidelines:

- **Cleaning:** Use a soft, dry, lint-free cloth to gently wipe the acrylic surfaces. Avoid abrasive cleaners or solvents, as they may damage the scratch-resistant mirrored acrylic.
- **Handling:** Handle the HyperCube15 with care to prevent scratches or damage to the durable polymer frame and mirrored surfaces.
- **Storage:** When not in use for extended periods, store the device in a cool, dry place away from direct sunlight and extreme temperatures.

TROUBLESHOOTING

If you encounter any issues with your HyperCube15, refer to the following common solutions:

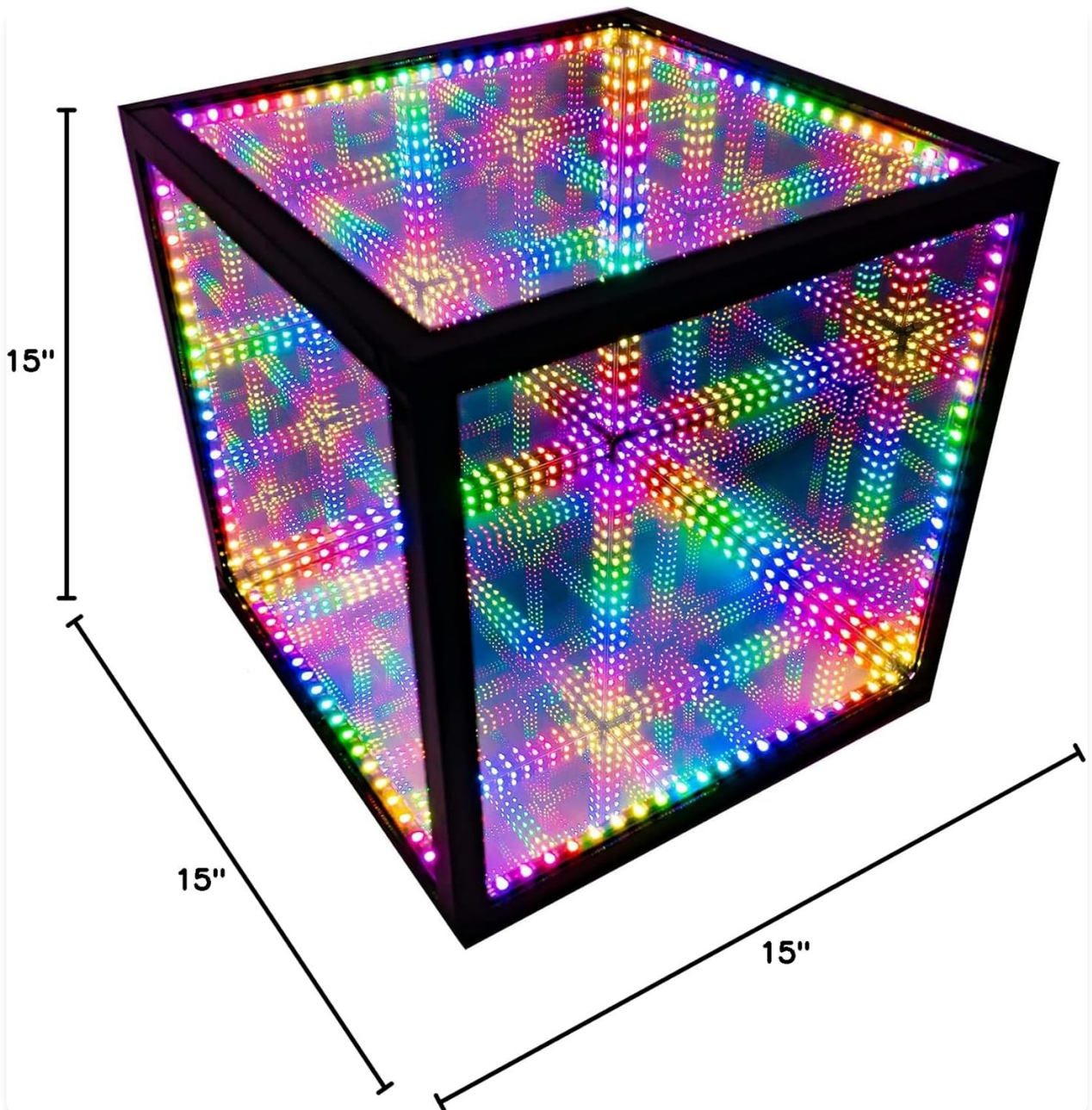
- **Device Not Powering On:** Ensure all cables are securely connected and the power adapter is plugged into a functional outlet.
- **App Connectivity Issues:** Verify that Bluetooth is enabled on your mobile device and that the HyperCube15 is within range. Restarting both the app and the HyperCube15 may resolve connection problems.
- **Lights Not Responding:** Check the physical button controls to ensure the device is not in a 'frozen' pattern mode. If using the app, confirm that brightness and intensity settings are not set to minimum.

For further assistance, please contact The Hyperspace Lighting Company customer support.

SPECIFICATIONS

Feature	Detail
Model Number	HyperCube15
Product Dimensions	15"D x 15"W x 15"H
Item Weight	13.45 Pounds
Material	Acrylic
Finish Type	Matte
Light Source Type	LED

Feature	Detail
Number of Light Sources	150
Color	Multicolor
Special Feature	Adjustable Color Temperature, Color Changing
Control Method	App, Remote
Power Source	Corded Electric
Voltage	5 Volts
Wattage	12.5 watts
Indoor/Outdoor Usage	Indoor
Assembly Required	No
GTIN	00860001397222



Physical dimensions of the HyperCube15.



Energy label for the HyperCube15. For more details, visit eprel.ec.europa.eu/qr/2300880.

WARRANTY AND SUPPORT

The Hyperspace Lighting Company is committed to quality and customer satisfaction. For any warranty

inquiries, technical support, or assistance with your HyperCube15, please refer to the contact information provided with your product packaging or visit the official [The Hyperspace Lighting Company Store](#).

© 2026 The Hyperspace Lighting Company. All rights reserved.