

- › [RAYMOND WEIL](#) /
- › [RAYMOND WEIL Women's Toccata Quartz Watch User Manual \(Model 5925-SPS-00995\)](#)

RAYMOND WEIL 5925-SPS-00995

RAYMOND WEIL Women's Toccata Quartz Watch

MODEL: 5925-SPS-00995

User Instruction Manual

1. Introduction

This manual provides comprehensive instructions for the RAYMOND WEIL Women's Toccata Quartz Watch, Model 5925-SPS-00995. Designed with Swiss precision and an elegant art deco aesthetic, this timepiece combines classic style with reliable quartz movement. Please read this manual carefully to ensure proper use and maintenance of your watch.



Image: Intricate details of a Swiss watch movement, highlighting precision engineering.

2. Product Features

The RAYMOND WEIL Toccata Quartz Watch features a sophisticated design with an elongated rectangular face and a slim 6.4 mm case, offering a sleek profile. The dial is available in variations such as white with black Roman numerals or mother-of-pearl with alternating gold and diamond indexes. A scratch-resistant sapphire crystal window protects the dial, framed by a beveled rectangular case. The watch is completed with the RW monogram signature on the crown and features a stainless steel bracelet with yellow gold PVD plating.

- **Swiss Made Elegance:** Crafted with precision and a commitment to excellence.
- **Swiss Quartz Movement:** Ensures reliable and accurate timekeeping.
- **Toccata Collection:** Part of a collection celebrating artistic heritage.
- **Bracelet/Strap:** Stainless steel with yellow gold PVD plating.
- **Ultra-Slim Profile:** The sleek 6.4mm case provides a comfortable and stylish fit.
- **Sapphire Crystal Window:** Offers exceptional scratch resistance and clarity.






Image: Front view of the RAYMOND WEIL Toccata Quartz Watch.

3. Components

- **Crown:** Used for setting the time and date. Features the RAYMOND WEIL monogram.
- **Case:** Ultra-slim 6.4mm rectangular case, crafted from stainless steel.
- **Crystal:** Sapphire crystal window, known for its exceptional scratch resistance and clarity.
- **Bracelet:** Stainless steel with yellow gold PVD plating, designed for comfort and durability.
- **Dial:** Features Roman numerals or diamond indexes, with a date display window.



Image: Side view of the watch, highlighting the slim profile and crown.



Image: Back view of the watch, displaying case back details.

4. Setup

Before wearing your watch, it is important to set the correct time and date.

1. Setting the Time:

- Pull the crown out to position 2 (farthest position).
- Turn the crown clockwise or counter-clockwise to adjust the hour and minute hands to the desired time.
- Push the crown back into position 0 (normal operating position) to start the watch.

2. Setting the Date:

- Pull the crown out to position 1 (first click).
- Turn the crown clockwise or counter-clockwise to adjust the date.
- *Note:* Avoid setting the date between 9 PM and 3 AM, as this can interfere with the date change mechanism. If the date needs to be set during this period, first adjust the time outside this window, then set the date, and finally reset the time.

- Push the crown back into position 0 (normal operating position).



Image: Hands adjusting the watch crown.

5. Operating Instructions

Your RAYMOND WEIL Toccata Quartz Watch is designed for daily wear and reliable timekeeping.

- **Timekeeping:** The Swiss quartz movement ensures accurate time.
- **Water Resistance:** This watch is water-resistant to 50 meters (165 feet). It is suitable for short periods of recreational swimming, but not for diving or prolonged water activities. Avoid operating the crown while the watch is wet.

6. Maintenance

Proper care will ensure the longevity and appearance of your RAYMOND WEIL watch.

- **Cleaning:** Clean the watch case and bracelet regularly with a soft, dry cloth. For stubborn dirt, a slightly damp cloth can be used, followed by immediate drying. Avoid using harsh chemicals or abrasive materials.
- **Storage:** When not in use, store your watch in a dry, cool place, preferably in its original box or a watch case to protect it from dust and scratches.
- **Battery Replacement:** The quartz movement is powered by a battery. When the battery needs replacement, it is recommended to have it replaced by an authorized RAYMOND WEIL service center to ensure proper sealing and maintain water resistance.

7. Troubleshooting

If you encounter any issues with your watch, please refer to the following common solutions.

- **Watch Not Running:**
 - Check if the crown is fully pushed in to position 0.

- The battery may need replacement. Contact an authorized service center.
- **Incorrect Time/Date:**
 - Refer to the "Setting the Time" and "Setting the Date" sections.
 - Ensure the crown is fully pushed in after setting.
- **Condensation Under Crystal:**
 - This may indicate a loss of water resistance. Avoid further contact with water and contact an authorized service center immediately.

8. Specifications

Detailed specifications for the RAYMOND WEIL Women's Toccata Quartz Watch, Model 5925-SPS-00995.

Feature	Detail
Model Number	5925-SPS-00995
Movement	Swiss Quartz
Case Material	Stainless Steel
Case Thickness	6.4 mm
Crystal	Sapphire
Water Resistance	50 meters (165 feet)
Bracelet Material	Stainless Steel with Yellow Gold PVD Plating
Date First Available	July 31, 2022







9. Warranty Information

RAYMOND WEIL timepieces are crafted with the highest standards of quality and precision. Your watch is covered by a manufacturer's warranty against defects in materials and workmanship. For specific warranty terms and conditions, please refer to the warranty card included with your purchase or visit the official RAYMOND WEIL website. Keep your proof of purchase for warranty claims.

10. Customer Support

For further assistance, service, or inquiries regarding your RAYMOND WEIL watch, please contact an authorized RAYMOND WEIL service center or visit the official RAYMOND WEIL website.

[Visit the RAYMOND WEIL Store on Amazon](#)

	<p>Raymond Weil Millésime Collection Review: Timeless Design and Value</p> <p>An in-depth review of the Raymond Weil Millésime watch collection, exploring its design, craftsmanship, value, and appeal to watch enthusiasts. Features detailed specifications and analysis.</p>
	<p>Nicepower R-SPS305 User Manual - Adjustable DC Power Supply</p> <p>User manual for the Nicepower R-SPS305 series of adjustable regulated DC power supplies. Covers safety, specifications, panel instructions, operation, maintenance, and warranty.</p>
	<p>Smith Performance Sprayers SMU-8 Multi-Use Sprayer Spare Parts Manual</p> <p>This spare parts manual provides a detailed list of components for the Smith Performance Sprayers SMU-8 Multi-Use Sprayer, including product codes and descriptions. It also includes contact information for Parchem Construction Supplies Pty Ltd and important disclaimers.</p>
	<p>Aquabot Bottom Access Robotic Pool Cleaner Operating Instructions</p> <p>Comprehensive operating instructions and guide for the Aquabot Bottom Access robotic pool cleaner, covering setup, operation, maintenance, and troubleshooting.</p>
	<p>KUAIRU SPS-C Series DC Power Supply: Panel Instructions and Specifications</p> <p>Detailed panel instructions and specifications for the KUAIRU SPS-C series DC power supplies, including model details, output ranges, and adjustment examples for SPS-C305, SPS-C3010, SPS-C605, SPS-C1203, and SPS-C3206.</p>
	<p>SPS Inc SPS-20190001 Wearable Barcode Scanner User Manual and FCC Compliance</p> <p>User manual for the SPS Inc SPS-20190001 wearable barcode scanner, detailing app usage, scanning functions, device settings, mounting, and FCC compliance information.</p>