

Petory P35

Petory P35 Smart Cat Litter Deodorizer User Manual

Model: P35

INTRODUCTION

Thank you for choosing the Petory P35 Smart Cat Litter Deodorizer. This device is designed to effectively eliminate odors in enclosed spaces such as cat litter boxes, pet mats, shoe cabinets, and small kitchen areas. Please read this manual thoroughly before use to ensure proper operation and maintenance.

PRODUCT OVERVIEW

Package Contents

- 1 x Petory P35 Smart Cat Litter Deodorizer
- 1 x Type-C Charging Cable (Power adapter not included)
- 2 x Mounting Caps with Double-Sided Tape
- 1 x User Manual

Package List



Image: Contents of the Petory P35 Smart Cat Litter Deodorizer package.

Key Features

- **High Deodorization Rate:** Achieves over 90% odor elimination using scientific principles.
- **24-Hour Monitoring:** Operates periodically throughout the day to maintain fresh air.
- **Smart Infrared Sensor:** Automatically pauses ozone release when a pet approaches, ensuring safety.
- **Long-Lasting Battery:** Up to 5 days of operation on a single charge (2600mAh battery).
- **Quiet Operation:** Noise level is less than 20dB, suitable for quiet environments.
- **Type-C Charging:** Convenient and modern charging interface.

- **Versatile Application:** Suitable for cat litter boxes, pet mats, shoe cabinets, kitchens, and other small areas.




Image: Illustration of the deodorization process, showing ozone reacting with ammonia.



24H
Monitoring



Work every 10 minutes all the day to keep
pets' living area air fresh



24H
Monitoring



Image: The deodorizer providing 24-hour monitoring and air freshening for a pet's living area.

Smart Infrared Sensor

Automatically stop release ozone
when the cat approaches

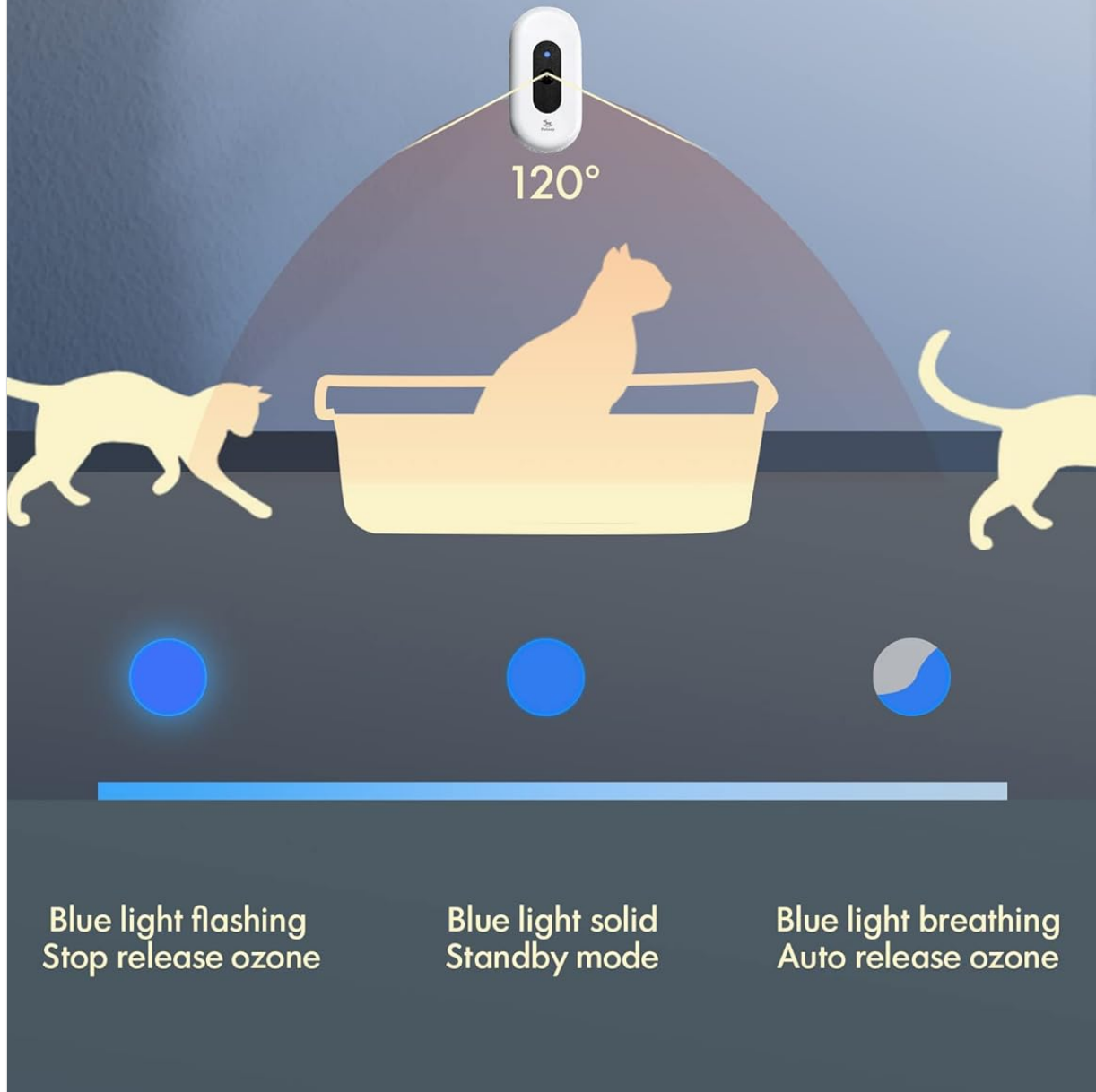


Image: The smart infrared sensor detecting a cat's approach and automatically stopping ozone release. Light indicators for flashing, solid, and breathing modes are shown.

Long Lasting Battery Life

Up to 5 days working time



Image: Internal components of the deodorizer highlighting the 2600mAh battery, providing up to 5 days of working time.




Image: The deodorizer operating at a low noise level ($\leq 20\text{dB}$), indicating it is suitable for quiet environments.



Image: Examples of where the Petory P35 can be used, including litter boxes, cat nests, refrigerators, and shoe boxes.

SETUP

- 1. Charge the Device:** Before first use, fully charge the deodorizer using the provided Type-C cable. Connect the cable to the device and a USB power source (not included). The indicator light will show charging status.
- 2. Select Mounting Location:** Choose a suitable location within the enclosed area where odors are present, such as inside a litter box hood, near a pet mat, or inside a cabinet. Ensure the infrared sensor has a clear line of sight to detect movement.
- 3. Attach Mounting Cap:** Peel off the protective film from one side of the double-sided tape on a mounting cap. Firmly press the cap onto a clean, dry surface in your chosen location. Hold for 30 seconds to ensure adhesion.
- 4. Mount the Deodorizer:** Align the deodorizer with the mounted cap and twist it gently to secure it in place. The anti-scratch design ensures a snug fit.



Image: Instructions for attaching the deodorizer to its mounting cap using a twist-lock mechanism.

OPERATING INSTRUCTIONS

Power On/Off

- To power on, press and hold the power button until the indicator light illuminates.
- To power off, press and hold the power button until the indicator light turns off.

Indicator Light Status

- **Blue Light Breathing:** Automatic ozone release mode. The device is actively deodorizing.
- **Blue Light Solid:** Standby mode. The device is powered on but not actively releasing ozone (e.g., when a pet is detected nearby).
- **Blue Light Flashing:** Ozone release is stopped due to pet detection.
- **Red Light Flashing:** Low battery warning. Recharge the device.
- **Red Light Solid:** Charging in progress.
- **Light Off:** Device is fully charged or powered off.

The device operates in cycles, releasing ozone for a period and then entering standby. The infrared sensor detects movement within a 120-degree range, pausing ozone release when a pet is near to ensure their safety.

MAINTENANCE

- **Cleaning:** Wipe the exterior of the deodorizer with a soft, dry cloth. Do not use harsh chemicals or abrasive cleaners.
- **Charging:** Recharge the device when the red light flashes to ensure continuous operation. A full charge typically takes 2-3 hours.
- **Mounting Adhesive:** If the double-sided tape loses its adhesion, replace it with new strong double-sided tape. Ensure the surface is clean and dry before applying new adhesive.
- **Storage:** When not in use for extended periods, store the device in a cool, dry place.

TROUBLESHOOTING

Problem	Possible Cause	Solution
Device not turning on.	Low battery or device is off.	Charge the device fully. Press and hold the power button to turn it on.
Odor not eliminated effectively.	Device placement, low battery, or area too large.	Ensure proper placement in an enclosed area. Check battery level. For larger areas, consider additional units or alternative solutions.
Device falls off mounting surface.	Adhesive weakened or surface not clean.	Clean the mounting surface thoroughly. Replace the double-sided tape with new, strong adhesive.

Problem	Possible Cause	Solution
Indicator light flashing blue frequently.	Frequent pet movement detected.	This is normal operation. The sensor pauses ozone release when a pet is near. Ensure the device is not placed where it will constantly detect movement if continuous deodorization is desired.

SPECIFICATIONS

Feature	Detail
Model Number	P35
Dimensions (Product)	Approximately 4.5 x 2.25 inches
Package Dimensions	5.43 x 3.94 x 1.85 inches
Weight	7.83 ounces
Scent	Unscented
Item Form	Vapor
Power Source	Rechargeable (Type-C)
Battery Capacity	2600mAh
Operating Noise Level	≤ 20dB
Recommended Use	Enclosed cat litter box, pet mat, shoe cabinet, kitchen, small areas
Color	White



Image: Diagram showing the dimensions of the Petory P35 deodorizer.

SAFETY INFORMATION

- Do not expose the device to water or excessive moisture.
- Keep out of reach of children and pets when not in its intended operating environment.
- Do not attempt to disassemble or repair the device yourself. Contact customer support for assistance.

- Use only the provided Type-C cable for charging.
- Ensure proper ventilation in the area where the deodorizer is used, especially in very small, completely sealed spaces.

WARRANTY AND SUPPORT

For warranty information or technical support, please refer to the contact details provided on the product packaging or the official Petory website. Keep your purchase receipt for warranty claims.