

- › [Mega Brands](#) /
- › [MEGA Hot Wheels Monster Trucks Bone Shaker Crush Course Building Set Instruction Manual \(Model HKF87\)](#)

Mega Brands HKF87

MEGA Hot Wheels Monster Trucks Bone Shaker Crush Course Building Set Instruction Manual

Model: HKF87 | Brand: Mega Brands

1. INTRODUCTION

This manual provides detailed instructions for the assembly, operation, and maintenance of your MEGA Hot Wheels Monster Trucks Bone Shaker Crush Course building set. This set allows for the construction of a Monster Truck with a micro action figure driver and a crash course environment, designed for interactive play.



Image 1.1: The MEGA Hot Wheels Monster Trucks Bone Shaker Crush Course set, including the packaging and the assembled monster truck with its crash course elements.

2. SAFETY INFORMATION

WARNING: CHOKING HAZARD - Small Parts. Not for children under 3 years.

Adult supervision is recommended during assembly and play, especially for younger children, to ensure all small parts are handled appropriately.

3. PACKAGE CONTENTS

The MEGA Hot Wheels Monster Trucks Bone Shaker Crush Course set includes:

- 151 building pieces for the Monster Truck and Crush Course.
- 1 posable micro action figure driver.
- 1 ramp and various obstacles.

4. ASSEMBLY INSTRUCTIONS

Follow the included visual instructions to assemble your Monster Truck and Crush Course. The building

process involves connecting various pieces to form the vehicle chassis, body, wheels, and the course elements such as the ramp and obstacles.



Image 4.1: Overview of building components and digital instruction guidance.

Ensure all pieces are securely connected to maintain the structural integrity of the toy during play. The micro action figure is designed to fit into the driver's seat of the Monster Truck.

**DRIVER FITS
BEHIND
THE WHEEL!**



Image 4.2: Placing the micro action figure into the Monster Truck's driver seat.

Assembly Demonstration Video

Your browser does not support the video tag.

Video 4.1: A demonstration of the MEGA Hot Wheels Monster Trucks Building Toy (Model HKF87), showcasing its features and assembly.

5. OPERATING INSTRUCTIONS

The Bone Shaker Monster Truck features a pull-back and release mechanism for dynamic play. To operate:

1. Place the Monster Truck on a flat surface.
2. Pull the truck backward to wind its internal mechanism.
3. Release the truck to send it forward.

The set is designed for "Smash & Crash" action, where the hood with the skull ornament is intended to pop off upon impact, simulating a crash. Reattach the hood to continue play.



Image 5.1: Illustration of the pull-back and release feature, and the hood detachment upon impact.



Image 5.2: The Monster Truck engaging in "Smash & Crash" action, with parts detaching as designed.



Image 5.3: A child interacting with the assembled Monster Truck and crash course.

6. MAINTENANCE

To ensure the longevity of your building set, keep all pieces clean and free from dust. Wipe with a dry cloth as needed. If pieces become loose or detached during play, simply reassemble them according to the original instructions. Store the set in a dry place away from direct sunlight.

7. TROUBLESHOOTING

Pieces Detaching Frequently

The "Smash & Crash" feature is designed for parts to detach upon impact. If pieces are detaching too easily without significant impact, ensure they are firmly pressed together during assembly. Over time, repeated assembly and disassembly may slightly loosen connections. If a piece is consistently loose, check for any damage or debris preventing a secure fit.

8. PRODUCT SPECIFICATIONS

- **Product Dimensions:** 8.5 x 4.5 x 6 inches







- **Item Weight:** 13.7 ounces
- **Item Model Number:** HKF87
- **Manufacturer Recommended Age:** 5 years and up
- **Number of Pieces:** 151
- **Release Date:** May 19, 2023
- **Manufacturer:** Mattel

9. ADDITIONAL INFORMATION

This building set is designed to combine with all MEGA Hot Wheels building sets and is compatible with other name brands, allowing for expanded play and creative construction possibilities.



Image 9.1: The set's compatibility with other building block brands.

	<p>MEGA Hot Wheels HW V8 Bomber Monster Truck Building Instructions</p> <p>Step-by-step building instructions for the MEGA Hot Wheels HW V8 Bomber Monster Truck construction set (HHD17). Includes assembly guidance, part identification, and safety information.</p>
	<p>MEGA Masters of the Universe Havoc Staff HFC45 Building Set Instructions</p> <p>Step-by-step building instructions for the MEGA Masters of the Universe Havoc Staff HFC45 construction set. Learn how to assemble this collectible toy from Mattel.</p>
	<p>UNSC Hornet vs. Covenant Vampire Construction Set Assembly Instructions</p> <p>Detailed assembly instructions for the MEGA Brands Halo UNSC Hornet vs. Covenant Vampire construction set, including part lists and step-by-step visual guides.</p>
	<p>MEGA-WREX Monster Truck Building Instructions</p> <p>Detailed assembly guide for the MEGA-WREX Monster Truck building set by MEGA, featuring Hot Wheels Monster Trucks. Learn how to build and customize your vehicle.</p>
	<p>MEGA Hot Wheels Monster Trucks Tiger Shark Chomp Course Building Instructions</p> <p>Step-by-step building instructions for the MEGA Hot Wheels Monster Trucks Tiger Shark Chomp Course playset (model HKF88). Includes parts list, assembly guides, and safety information.</p>
	<p>MEGA Hot Wheels Monster Trucks Race Ace HDJ93 Building Instructions</p> <p>Step-by-step guide to building the MEGA Hot Wheels Monster Trucks Race Ace (model HDJ93) toy set. Learn how to assemble the monster truck and its driver figure.</p>