

FANTECH MK857

FANTECH MAXFIT61 Frost Wireless 60% Mechanical Keyboard User Manual

Model: MK857

1. INTRODUCTION

Welcome to the FANTECH MAXFIT61 Frost Wireless Mechanical Keyboard user manual. This document provides essential information for setting up, operating, maintaining, and troubleshooting your new keyboard. The MAXFIT61 Frost is a compact 60% mechanical keyboard designed for both gaming and office use, featuring a unique translucent case, customizable RGB lighting, and hot-swappable switches.

2. PRODUCT OVERVIEW

The FANTECH MAXFIT61 Frost is engineered for performance and customization. Key features include:

- **New Frost Edition:** Features a retro ICE translucent case with elegant RGB case lighting.
- **Compact 60% Layout:** 61-key design for space-saving and portability without compromising essential functions.
- **Full-Key RGB and Customization:** 15 built-in backlight effects, configurable via software for lighting and macros.
- **Hot-Swappable Design:** Compatible with 5-pin/3-pin mechanical switches from various brands, allowing for easy switch replacement.
- **Smooth Gaming Experience:** Equipped with Clicky Ontemu Blue switches, pre-lubed stabilizers, full key anti-ghosting, and built-in sound dampening foam.
- **Multiple Connectivity Options:** Supports Type-C wired, Bluetooth, and 2.4GHz wireless modes.



MAXFIT61 FROST WIRELESS

MODULAR MECHANICAL KEYBOARD



5 Pin
Hot-Swappable



3 Connection
Modes



RGB
Lighting



Figure 2.1: Overview of the FANTECH MAXFIT61 Frost Wireless Mechanical Keyboard highlighting its modular design, 3 connection modes, RGB lighting, and switch types.

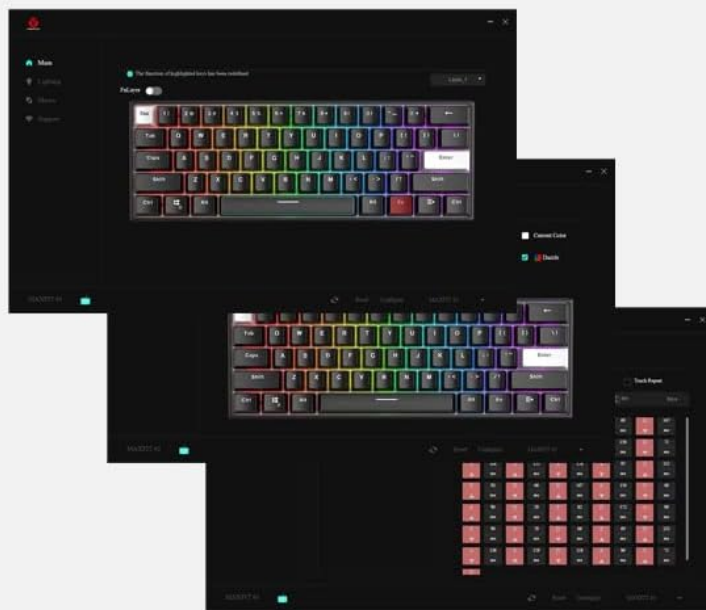
2.1. What's in the Box

Upon unboxing your FANTECH MAXFIT61 Frost Wireless Keyboard, please ensure all the following items are present:

- MAXFIT61 FROST WIRELESS Keyboard
- Switch Puller & Keycap Puller
- Type-C Charging Cable
- Instruction Manual (this document)
- USB Receiver (for 2.4GHz wireless connection)

TECHNICAL SPECIFICATION

Product Name MAXFIT61 FROST WIRELESS MK857	Anti-Ghosting All keys
Number of Keys 61keys	Size 294(L)x103(W)x42(H)mm
Switch Type Mechanical	Weight 566gr



PERSONALIZATION+

Adjustable spectrum modes, button assignments and easy-macro scripts through MAXFIT61 FROST WIRELESS software. Available on www.fantechworld.com

Figure 2.2: Contents included in the FANTECH MAXFIT61 Frost Wireless Keyboard package.

3. SETUP

Follow these steps to set up your FANTECH MAXFIT61 Frost Wireless Keyboard.

3.1. Connectivity Modes

The keyboard supports three connection modes: Wired (USB-C), 2.4GHz Wireless, and Bluetooth.

3.1.1. Wired Mode

1. Connect the provided USB Type-C cable to the keyboard's Type-C port.
2. Connect the other end of the USB cable to an available USB port on your computer.
3. The keyboard will automatically be recognized and ready for use.




Figure 3.1: Comparison of wired and wireless connectivity options for the keyboard.

3.1.2. 2.4GHz Wireless Mode

1. Locate the USB receiver included in the box.
2. Plug the USB receiver into an available USB port on your computer.
3. Ensure the keyboard is powered on and in 2.4GHz mode (refer to keyboard's physical switch or indicator). The keyboard should automatically pair with the receiver.

3.1.3. Bluetooth Mode

Specific instructions for Bluetooth pairing are typically found on the keyboard itself or in a quick start guide. Generally, you would:

1. Switch the keyboard to Bluetooth mode.
2. Activate Bluetooth on your computer or device.
3. Search for new Bluetooth devices and select "MAXFIT61 Frost" (or similar name) from the list to pair.

3.2. Charging the Keyboard

The keyboard is equipped with a Lithium Polymer battery. To charge, connect the USB Type-C cable to the keyboard and a power source (e.g., computer USB port, USB wall adapter). The RGB lighting may indicate charging status.



POLYCARBONATE COVER

Ensures that every single key press registers simultaneously and accurately in-game.

Figure 3.2: The keyboard features a detachable USB Type-C cable for easy management and portability, also used for charging.

4. OPERATING INSTRUCTIONS

This section details the basic operation and special functions of your MAXFIT61 Frost keyboard.

4.1. Basic Keyboard Functions

The MAXFIT61 Frost operates as a standard 61-key keyboard. All alphanumeric keys, symbols, and basic modifiers (Shift, Ctrl, Alt, Enter, Backspace, Tab, Caps Lock, Esc) function as expected.

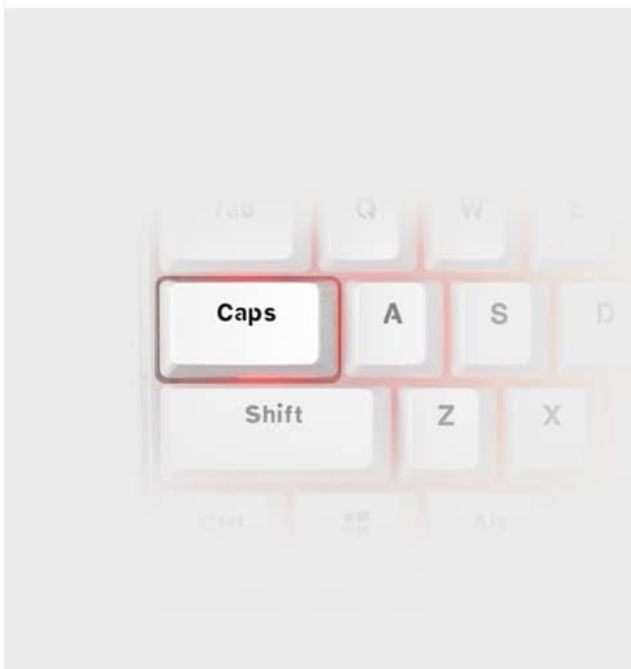
4.2. Magic FN Key

The 'Fn' key (Function key) allows access to secondary functions printed on the keycaps. By pressing 'Fn' + 'CAPS', you can quickly access multimedia keys, home key functions, and custom keys. Refer to the keycap legends for specific Fn combinations.



EASILY ON-THE-GO

Features detachable USB Type-C cable for easy management and portability!



MAGIC FN KEY

All the magic, in one key. Easily access essential keys for functions, and control your media, and even set up custom functions. By pressing Fn+CAPS, you get quick access to multimedia keys, home key, custom keys and more.

Figure 4.1: The Magic FN key provides quick access to various functions.

4.3. RGB Lighting Control

The keyboard features 15 kinds of built-in brilliant backlight effects. These can typically be cycled through using specific Fn key combinations (e.g., Fn + \ | for mode change, Fn + [{ or] } for brightness/speed). For advanced customization, refer to the 'Customization and Software' section.

5. CUSTOMIZATION AND SOFTWARE

The FANTECH MAXFIT61 Frost offers extensive customization options for both hardware and software.

5.1. Hot-Swappable Switches

The keyboard's hot-swappable design allows you to easily change mechanical switches without soldering. It supports most 5-pin/3-pin switches from brands like Gateron, Cherry, and Kailh. Use the provided switch puller to carefully remove and insert switches.

OUTEMU[®] SWITCH FEATURES:



Switch	Actuation force	Pre-travel	Travel distance	Behavior	Sound level
Red Switch	42±10g	2.1±0.4mm	4.0±0.4mm	Linear	Quiet
Blue Switch	60±10g	2.0±0.4mm	4.0±0.4mm	Clicky	Clicky

WHAT'S IN THE BOX

- 1. MAXFIT61 FROST WIRELESS
- 2. Switch puller & Keycap puller
- 3. Type-C charging cable
- 4. Instruction manual
- 5. USB receiver



Figure 5.1: The hot-swappable feature allows for easy replacement of mechanical switches.

5.2. Personalization Software

For advanced customization of RGB lighting, button assignments, and macro scripts, download the official FANTECH software. This software allows for detailed control over your keyboard's functions and aesthetics. The software is available on the FANTECH website.

TECHNICAL SPECIFICATION

Product Name

MAXFIT61 FROST WIRELESS MK857

Anti-Ghosting

All keys

Number of Keys

61keys

Size

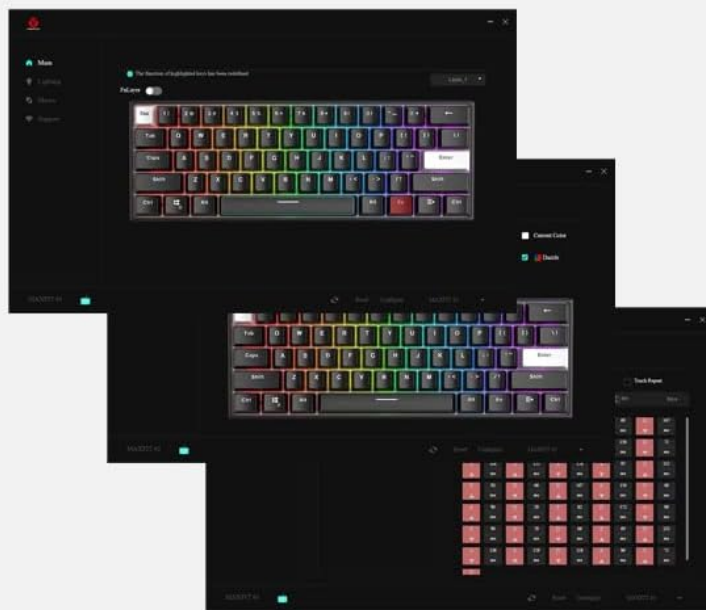
294(L)x103(W)x42(H)mm

Switch Type

Mechanical

Weight

566gr



PERSONALIZATION+

Adjustable spectrum modes, button assignments and easy-macro scripts through MAXFIT61 FROST WIRELESS software. Available on www.fantechworld.com

Figure 5.2: The personalization software provides adjustable spectrum modes, button assignments, and easy-macro scripts.

6. MAINTENANCE

Proper maintenance ensures the longevity and optimal performance of your keyboard.

6.1. Cleaning

To clean your keyboard:

- Disconnect the keyboard from your computer.
- Use a soft, lint-free cloth slightly dampened with water or a mild cleaning solution to wipe down the keycaps and case.
- For dust and debris between keycaps, use compressed air.
- For deeper cleaning, you may remove keycaps using the provided keycap puller.

6.2. Keycap and Switch Replacement

Use the provided keycap and switch pullers for safe removal and installation. When replacing switches, ensure they are aligned correctly with the pins before gently pressing them into place to avoid bending the pins.



Figure 6.1: Exploded view illustrating the various components of the keyboard, including keycaps, plate, switches, sound-proofing foam, PCB, and bottom case.

7. TROUBLESHOOTING

If you encounter issues with your keyboard, try the following troubleshooting steps:

7.1. Keyboard Not Responding

- **Wired Mode:** Ensure the USB-C cable is securely connected to both the keyboard and the computer. Try a different USB port or cable.
- **Wireless Mode (2.4GHz):** Ensure the USB receiver is properly plugged in and the keyboard is in 2.4GHz mode. Check battery level.
- **Bluetooth Mode:** Ensure Bluetooth is enabled on your device and the keyboard is paired. Try re-pairing the keyboard. Check battery level.
- **All Modes:** Restart your computer.

7.2. Keys Not Registering or Double-Typing

- Clean under the affected keycap using compressed air.
- If the issue persists, the switch may be faulty. Utilize the hot-swappable feature to replace the switch with a new one.

7.3. RGB Lighting Issues

- Ensure the keyboard is powered on and charged.
- Cycle through RGB modes using Fn key combinations.
- If using the software, ensure it is running and settings are applied correctly.

8. SPECIFICATIONS

Detailed technical specifications for the FANTECH MAXFIT61 Frost Wireless Keyboard (Model: MK857).

Feature	Specification
Product Name	MAXFIT61 FROST WIRELESS MK857
Number of Keys	61 keys
Switch Type	Mechanical (Clicky Blue Switch)
Anti-Ghosting	All keys
Size (L x W x H)	294mm x 103mm x 42mm
Weight	566 grams (1.37 pounds)
Connectivity Technology	USB-C, 2.4GHz Wireless, Bluetooth
Compatible Devices	PC (Windows), Mac
Keyboard Backlighting	RGB
Battery	1 Lithium Polymer battery (included)
Special Features	Ergonomic, Backlit, Hot-Swappable

9. WARRANTY AND SUPPORT

For warranty information and technical support, please refer to the official FANTECH website or contact the seller directly. Keep your proof of purchase for any warranty claims.

Seller: FANTECH US


For further assistance, visit the FANTECH official support page or contact their customer service.

Related Documents - MK857




[Fantech MAXFIT61 MK857 Mechanical Keyboard User Manual](#)

User manual for the Fantech MAXFIT61 MK857 mechanical keyboard, detailing its features, specifications, and operation.




[Fantech MAXFIT61 Frost MK857 Mechanical Keyboard User Manual](#)

Comprehensive user manual for the Fantech MAXFIT61 Frost MK857 mechanical keyboard, detailing features, setup, and usage.




[Fantech Atom Pro96 RGB MK914 Keyboard: Features, Connectivity, and Usage](#)

Explore the Fantech Atom Pro96 RGB MK914 keyboard. Learn about its plug-and-play USB connectivity, Bluetooth and 2.4GHz wireless options, RGB lighting, macro recording, and user-friendly features.



[Fantech MK611 Wired Mechanical Keyboard - Specifications and Quick Start Guide](#)

Comprehensive guide to the Fantech MK611 Wired Mechanical Keyboard, including detailed specifications, product tour, key functions, multimedia controls, LED effects, and setup instructions.



[Fantech ATOM MK886 Mechanical Keyboard Instruction Manual](#)

User guide for the Fantech ATOM MK886 Mechanical Keyboard, detailing its features, technical specifications, multimedia and lighting controls, system requirements, and warnings.



[Fantech MK8935 ATOM107S MIZU Mechanical Gaming Keyboard - Specifications & Quick Start Guide](#)

Detailed specifications and quick start guide for the Fantech MK8935 ATOM107S MIZU wired mechanical gaming keyboard, featuring RGB lighting and multimedia keys.