

## Cardo PTB00050

# CARDO PACKTALK Bold Motorcycle Bluetooth Intercom Communication System

Model: PTB00050 | Brand: Cardo

## 1. INTRODUCTION AND OVERVIEW

The Cardo PACKTALK Bold is an advanced motorcycle Bluetooth intercom communication system designed to provide seamless connectivity and enhanced audio experience for riders. It integrates Dynamic Mesh Communication (DMC) technology, allowing for robust group intercom, alongside traditional Bluetooth capabilities for connecting to smartphones and other devices. The system is engineered for durability and ease of use, featuring natural voice operation for hands-free control.



Image: The Cardo PACKTALK Bold product packaging, highlighting its mesh and Bluetooth communication capabilities, natural voice operation, and JBL sound integration.

## 2. PRODUCT FEATURES

---

- **Universal Connectivity:** Connects to any Bluetooth headset from any substantial brand.
- **Sound by JBL:** Delivers an enhanced audio experience for music and communication.
- **Robust Group Intercom with Dynamic Mesh Communications (DMC):** Provides a crystal-clear, always-on, flexible group intercom system. Connect up to 15 people to a network within seconds, with automatic re-entry after going out of range.
- **Natural Voice Operation:** Enables hands-free control of the device using voice commands, eliminating the need to press buttons or turn dials.
- **Bundle Inclusion:** This specific bundle includes one PACKTALK Bold unit and one 2nd Helmet Kit.

## 3. SETUP AND INSTALLATION

---

The PACKTALK Bold unit is designed for straightforward installation on most motorcycle helmets. The main unit attaches to the exterior of the helmet, typically by sliding into a secure mount that clamps onto the helmet's lower edge. Internal components, including speakers and a microphone, are then positioned within the helmet's padding.

## Installation Steps:

1. **Mounting the Unit:** Secure the main PACKTALK Bold unit to the side of your helmet using the provided clamp or adhesive mount. Ensure it is firmly attached and does not obstruct your vision or helmet functionality.
2. **Speaker Placement:** Carefully place the JBL speakers inside the helmet, aligning them with your ears for optimal sound quality. Most helmets have designated pockets for speakers.
3. **Microphone Installation:** Install the microphone. For full-face helmets, use the wired boom microphone and position it near your mouth. For open-face or modular helmets, the hybrid boom microphone is typically used.
4. **Cable Management:** Route all cables neatly under the helmet's padding to prevent discomfort or interference.
5. **Initial Pairing:** Power on the PACKTALK Bold. On your smartphone, enable Bluetooth and search for the Cardo device. Select it to pair.
6. **Firmware Update & Settings:** Download the Cardo Connect app on your smartphone or use the Cardo Update tool on your computer. Connect your device to update firmware and customize settings such as audio profiles, FM radio presets, and voice command sensitivity.

## 4. OPERATING INSTRUCTIONS

---

### Basic Controls:

- **Volume Control:** Use the scroll wheel on the unit to adjust the audio volume.
- **Play/Pause:** Press the main control button to play or pause music.
- **FM Radio:** Extend the antenna for improved FM radio reception. Use the Cardo Connect app or voice commands to tune stations.

### Voice Operation:

The PACKTALK Bold features natural voice operation. Simply say "Hey Cardo" followed by a command to control various functions without taking your hands off the handlebars. Examples include:

- "Hey Cardo, music on" / "Hey Cardo, music off"
- "Hey Cardo, next track" / "Hey Cardo, previous track"
- "Hey Cardo, volume up" / "Hey Cardo, volume down"
- "Hey Cardo, call [contact name]"
- "Hey Cardo, intercom on" / "Hey Cardo, intercom off"

### Intercom Communication:

- **Dynamic Mesh Communication (DMC):** For group rides, initiate a DMC group via the Cardo Connect app. Once connected, the system maintains an "always-on" connection, allowing riders to join and leave

the group seamlessly without manual re-pairing.

- **Bluetooth Intercom:** For one-on-one communication or connecting to non-Cardo devices, use the Bluetooth intercom pairing process (refer to the full user manual for specific steps).

## 5. MAINTENANCE

---

Proper maintenance ensures the longevity and optimal performance of your Cardo PACKTALK Bold.

- **Charging:** Charge the unit regularly using the Micro USB port. A full charge provides up to 13 hours of talk time.
- **Firmware Updates:** Periodically connect your device to a computer or use the Cardo Connect app to check for and install the latest firmware updates. This ensures you have the most current features and bug fixes.
- **Cleaning:** Wipe the exterior of the unit with a soft, damp cloth. Avoid using harsh chemicals or abrasive materials.
- **Weather Resistance:** The PACKTALK Bold is designed to be waterproof and withstand various weather conditions, including rain, shine, mud, dust, or snow. However, avoid prolonged submersion in water.
- **Storage:** When not in use for extended periods, store the unit in a cool, dry place. Ensure it is fully charged before storage to preserve battery health.

## 6. TROUBLESHOOTING

---

If you encounter issues with your PACKTALK Bold, try the following steps:

- **No Power:** Ensure the unit is fully charged. Connect it to a power source and check the charging indicator light.
- **No Audio/Poor Sound Quality:**
  - Check volume levels on both the PACKTALK Bold and your connected device.
  - Verify speaker connections inside the helmet.
  - Ensure speakers are correctly positioned over your ears.
- **Intercom Issues:**
  - For DMC, ensure all riders are within range and the group is active.
  - For Bluetooth intercom, re-pair the devices if necessary.
- **Voice Command Not Responding:**
  - Ensure the microphone is correctly positioned and not obstructed.
  - Speak clearly and at a normal volume.
  - Check voice command sensitivity settings in the Cardo Connect app.
- **Connectivity Problems:**
  - Restart both the PACKTALK Bold and your connected device.
  - Clear previous pairings and re-pair the devices.

- **Factory Reset:** If issues persist, a factory reset may be necessary. Refer to the comprehensive user manual on the Cardo website for detailed instructions on performing a factory reset.






## 7. SPECIFICATIONS

Feature	Detail
Model Name	Packtalk Bold Bundle
Item Model Number	PTB00050
Connectivity Technology	Bluetooth, Dynamic Mesh Communication (DMC)
Battery Life	Up to 13 Hours
Charging Port	Micro USB
Control Method	Touch, Natural Voice Operation
Material	Polycarbonate (PC)
Item Weight	47 Grams (1.66 ounces)
Product Dimensions	1.18 x 0.79 x 1.06 inches
Included Components	Bold Single Unit, 2nd Helmet Kit
Water Resistance Level	Waterproof (as per description, but avoid submersion)
UPC	828831843654

## 8. WARRANTY AND SUPPORT

For detailed warranty information, product registration, and technical support, please visit the official Cardo Systems website or contact their customer service directly. It is recommended to keep your proof of purchase for any warranty claims.

**Cardo Systems Official Website:** [www.cardosystems.com](http://www.cardosystems.com)

	<p><a href="#">Cardo PACKTALK BOLD User Manual: Features, Setup, and Operation</a></p> <p>Comprehensive user manual for the Cardo PACKTALK BOLD motorcycle communication and entertainment system. Learn about setup, Bluetooth and DMC intercom, music sharing, voice commands, and troubleshooting.</p>
	<p><a href="#">Cardo PACKTALK BOLD Pocket Guide: Seamless Communication</a></p> <p>Quickly learn how to use your Cardo PACKTALK BOLD with this pocket guide. Covers pairing, calls, audio, and DMC intercom features for effortless communication on the go.</p>
	<p><a href="#">Cardo PACKTALK BOLD EN Pocket Guide</a></p> <p>A concise pocket guide for the Cardo PACKTALK BOLD communication system, covering setup, pairing, phone functions, audio, DMC intercom, and voice commands.</p>
	<p><a href="#">Cardo PACKTALK BOLD Pocket Guide: Features, Pairing, and Operation</a></p> <p>Concise pocket guide for the Cardo PACKTALK BOLD communication system, covering setup, Bluetooth and DMC intercom pairing, phone and audio functions, voice commands, and mobile app integration.</p>
	<p><a href="#">Cardo PACKTALK BOLD Pocket Guide: Motorcycle Bluetooth &amp; Mesh Communication</a></p> <p>Concise pocket guide for the Cardo PACKTALK BOLD, covering setup, pairing, audio, DMC intercom, voice commands, and more for motorcycle communication.</p>



### [Cardo PACKTALK BOLD EN Pocket Guide](#)

A concise pocket guide for the Cardo PACKTALK BOLD, covering essential functions like pairing, phone calls, audio playback, and intercom features. Includes voice commands and app integration.